

REPORT ON SOUTH-SOUTH
COOPERATION IN IBERO-AMERICA 2019

southsouth



Ibero-American General Secretariat (SEGIB)

Paseo de Recoletos, 8
28001-Madrid

Copyright SEGIB
March 2020

IBERO-AMERICAN GENERAL SECRETARIAT (SEGIB)

Rebeca Grynspan, Ibero-American Secretary General
María Andrea Albán, Secretary for Ibero-American Cooperation
Martín Rivero, Coordinator, Area of Social Cohesion and South-South Cooperation

**IBERO-AMERICAN PROGRAM FOR THE STRENGTHENING
OF SOUTH-SOUTH COOPERATION (PIFCSS)**

General Direction for Cooperation. Ministry of Foreign Affairs
and Worship of Argentina, Presidency
Daniel Castillo, Technical Secretary

AUTHORS:

Cristina Xalma
María Dutto
Natalia Vargas

COLLABORATION:

Iruma Díaz
Valeria Giacchino
Juan Carlos Palacios

Front cover photo: Itaipú hydroelectric power plant. It depicts SSC projects through which Paraguay transfers El Salvador its experience in the construction and maintenance of dams, as well as in the management of its environmental and social aspects. (Author: Santiago Carneri)

Please quote this publication as:
SEGIB (2020). Report on South-South Cooperation in Ibero-America 2019. Madrid

This publication has been financed by the Spanish Agency for International Cooperation for Development (AECID - by its Spanish acronym)

PUBLISHER:

wearebold.es

Legal Deposit: M-7618-2020

REPORT ON SOUTH-SOUTH
COOPERATION IN IBERO-AMERICA 2019

southsouth



Secretaría General
Iberoamericana

Secretaria-Geral
Ibero-Americana

Table of contents

| | |
|---|-----------|
| Foreword | 10 |
| Ibero-American Heads of Cooperation | 12 |
| Executive summary | 14 |
| Acronyms | 24 |
| Chapter I. South-South Cooperation after BAPA+40: necessary alliances and complex challenges* | 28 |
| *by Ibero-American Heads of Cooperation | |
| I.1 Brief chronology of the emergence of new stakeholders in Ibero-American debates on development and at a global level | 31 |
| I.2 The current context: global challenges with Ibero-American features | 32 |
| I.3 What lies ahead: new horizons, more partners | 34 |
| I.4 40 years after BAPA: a new phase of South-South Cooperation? | 35 |
| Chapter II. Ibero-America and Bilateral South-South Cooperation | 36 |
| II.1 Bilateral South-South Cooperation projects and actions in 2017 | 42 |
| II.2 Bilateral South-South Cooperation in 2017: a geographical perspective | 46 |
| II.3 Cooperation and exchange relations between countries: a characterization | 58 |
| II.4 Sectoral analysis of Bilateral SSC in 2017 | 65 |
| II.4.1 Profile of cooperation projects and actions | 65 |
| II.4.2 Country profile | 76 |
| II.4.2.1 Providers | 76 |
| II.4.2.2 Recipients | 83 |
| II.5 Bilateral South-South Cooperation and Sustainable Development Goals | 91 |

| | |
|--|------------|
| Chapter III. Triangular Cooperation in Ibero-America | 98 |
| III.1 Triangular Cooperation projects and actions in 2017 | 102 |
| III.2 Countries and partners participation in Triangular Cooperation in Ibero-America | 106 |
| III.2.1 Countries, organizations and roles in Triangular Cooperation | 106 |
| III.2.2 Main stakeholders and developed associations | 111 |
| III.3 Sectoral analysis of Triangular Cooperation in 2017 | 118 |
| III.3.1 Triangular Cooperation projects and actions profile | 118 |
| III.3.2 Profile of the main stakeholders | 124 |
| III.4 Triangular Cooperation and Sustainable Development Goals | 128 |
| | |
| Chapter IV. Ibero-America and Regional South-South Cooperation | 132 |
| IV.1 Regional South-South Cooperation programs and projects in 2017 | 135 |
| IV.2 Countries participation in Regional South-South Cooperation in 2017 | 138 |
| IV.3 Multilateral organizations participation in Regional SSC in 2017 | 142 |
| IV.4 Sectoral analysis of Regional South-South Cooperation in 2017 | 145 |
| IV.5 Regional South-South Cooperation and Sustainable Development Goals | 149 |
| | |
| Chapter V. Ibero-America and South-South Cooperation with other regions | 154 |
| V.1 A first approach | 156 |
| V.2 Non-Ibero-American Caribbean | 160 |
| V.3 Africa | 165 |
| V.4 Asia | 171 |
| V.5 Oceania | 176 |
| V.6 Middle East | 177 |
| | |
| Methodological note | 202 |
| | |
| Bibliography | 208 |

Country

Factsheets. Ibero-American countries South-South Cooperation in 2017:

| | |
|--------------------|------------|
| Main facts | 179 |
| Argentina | 180 |
| Bolivia | 181 |
| Brazil | 182 |
| Chile | 183 |
| Colombia | 184 |
| Costa Rica | 185 |
| Cuba | 186 |
| Ecuador | 187 |
| El Salvador | 188 |
| Guatemala | 189 |
| Honduras | 190 |
| Mexico | 191 |
| Nicaragua | 192 |
| Panama | 193 |
| Paraguay | 194 |
| Peru | 195 |
| Dominican Republic | 196 |
| Uruguay | 197 |
| Venezuela | 198 |
| Spain | 199 |
| Portugal | 200 |
| Andorra | 201 |

Index of boxes

| | | |
|------------------|--|------------|
| Box II.1 | South-South Cooperation in Ibero-America: accumulating more than 8,200 exchanges | 39 |
| Box II.2 | An approach to Bilateral SSC projects and actions costs | 44 |
| Box II.3 | Towards a more diverse and inclusive participation: the 2007-2017 period | 52 |
| Box II.4 | Mexico and the instrument of Mixed Funds: promoting a “bidirectional” SSC | 60 |
| Box II.5 | South-South Cooperation sectoral priorities: changes in the 2007-2017 period | 67 |
| Box II.6 | Argentina and Uruguay: exchange of experiences for the fight against cybercrimes | 72 |
| Box II.7 | Paraguay: towards an increasing provider role in a bid for a diverse and inclusive SSC | 82 |
| Box II.8 | Guatemala: integrating SSC with the defense of indigenous woman | 89 |
| Box II.9 | Joining efforts for the conservation of oceans, seas and marine resources | 96 |
| Box III.1 | BAPA+40 and the renewed support of the international community to Triangular Cooperation as a means for the effective implementation of the 2030 Agenda | 101 |
| Box III.2 | The European Union and <i>Adelante</i> Program as a formula to promote Triangular Cooperation | 108 |
| Box III.3 | Spain: a decade committing to Triangular Cooperation in Ibero-America | 114 |
| Box III.4 | Ibero-America’s progressive bid for a Triangular Cooperation that responds to environmental challenges: the 2007-2017 period | 120 |
| Box III.5 | Ibero-American Triangular Cooperation in terms of the attention to adult population | 123 |
| Box III.6 | The use of big data for ecosystems assessment in the framework of the 2030 Agenda: the experience of Mexico, Australia and Colombia | 131 |
| Box IV.1 | The IDB and SSC to provide regional public goods: The <i>Retina Latina</i> experience | 144 |
| Box IV.2 | PIFCSS and the development of innovative instruments for SSC institutional strengthening: the case of the Structured Mechanism for the Exchange of Experiences | 148 |
| Box IV.3 | South-South Cooperation and SDG 3: regional efforts to fight against zika | 152 |
| Box V.1 | Ibero-America supports the elaboration of the first African report on South-South Cooperation | 158 |
| Box V.2 | Learning about crop management: the case of Colombia together with Saint Vincent and the Grenadines | 164 |
| Box V.3 | Portugal and Brazil join efforts to support coffee’s sustainable production in Mozambique | 170 |
| Box V.4 | Vietnam and Ibero-America: an example of the alternation of the provider and recipient role | 174 |

Index of diagrams

| | | |
|----------------------|--|------------|
| Diagram II.1 | Distribution of Mexico's Bilateral SSC projects flows, by recipient. 2017 | 62 |
| Diagram II.2 | Distribution of El Salvador's Bilateral SSC projects flows, by provider. 2017 | 64 |
| Diagram II.3 | Distribution of Bilateral SSC projects flows, by sector and area of action. 2017 | 66 |
| Diagram II.4 | Distribution of Bilateral SSC actions flows, by activity sector and area of action. 2017 | 75 |
| Diagram III.1 | Triangular Cooperation projects in which Mexico was the first provider, by second provider and recipient. 2017 | 111 |
| Diagram III.2 | Triangular Cooperation projects in which Spain was the second provider, by first provider and recipient. 2017 | 113 |
| Diagram III.3 | Triangular Cooperation projects in which El Salvador participated as recipient, by first and second provider. 2017 | 117 |
| Diagram III.4 | Sectoral distribution of Triangular Cooperation projects. 2017 | 119 |

Index of figures

| | | |
|--------------------|--|-----------|
| Figure II.1 | About the Ibero-American methodology on SSC and SDGs | 91 |
|--------------------|--|-----------|

Index of graphs

| | | |
|--------------------|--|------------|
| Graph II.1 | Evolution of Bilateral SSC projects, actions and initiatives. 2007-2017 | 42 |
| Graph II.2 | Distribution of Bilateral SSC projects and actions, by year in which execution starts | 43 |
| Graph II.3 | Distribution of projects and actions, by duration. 2017 | 44 |
| Graph II.4 | Bilateral South-South Cooperation projects provided and received, by countries. 2017 | 50 |
| Graph II.5 | Distribution of projects in which Mexico participated as provider, by activity sector and area of action. 2017 | 77 |
| Graph II.6 | Distribution of projects in which Chile participated as provider, by activity sector and area of action. 2017 | 78 |
| Graph II.7 | Distribution of projects in which El Salvador participated as recipient, by activity sector and area of action. 2017 | 84 |
| Graph II.8 | Distribution of projects in which Colombia participated as recipient, by activity sector and area of action. 2017 | 86 |
| Graph II.9 | Distribution of Bilateral SSC projects, by the SDG with which they could potentially be aligned. 2017 | 93 |
| Graph III.1 | Evolution of Triangular Cooperation projects, actions and initiatives. 2006-2017 | 103 |
| Graph III.2 | Distribution of Triangular Cooperation actions and projects, by duration. 2017 | 104 |
| Graph III.3 | Distribution of Triangular Cooperation actions and projects, by starting year | 104 |
| Graph III.4 | Triangular Cooperation projects main stakeholders, by role. 2017 | 106 |
| Graph III.5 | Triangular Cooperation actions main stakeholders, by role. 2017 | 110 |
| Graph III.6 | Sectoral distribution of Mexico's Triangular Cooperation projects, as first provider. 2017 | 125 |
| Graph III.7 | Sectoral distribution of Spain's Triangular Cooperation projects, as second provider. 2017 | 126 |
| Graph III.8 | Sectoral distribution of El Salvador's Triangular Cooperation projects, as recipient. 2017 | 127 |

| | | |
|--------------------|--|------------|
| Graph III.9 | Distribution of Triangular Cooperation projects, by potential alignment to the SDGs. 2017 | 129 |
| Graph IV.1 | Evolution of Regional SSC initiatives, programs and projects. 2007-2017 | 135 |
| Graph IV.2 | Distribution of Regional SSC programs and projects, by duration. 2017 | 136 |
| Graph IV.3 | Distribution of Regional SSC programs and projects, by starting year. 2017 | 137 |
| Graph IV.4 | Intensity of the relation between Ibero-American countries, by the number of Regional SSC initiatives in which each pair of partners coincides. 2017 | 141 |
| Graph IV.5 | Multilateral organizations participation in Regional SSC initiatives. 2017 | 142 |
| Graph IV.6 | Distribution of Regional SSC initiatives, by activity sector and area of action. 2017 | 145 |
| Graph IV.7 | Distribution of Regional SSC initiatives, by their potential alignment with the SDGs. 2017 | 150 |
| Graph V.1 | Bilateral SSC initiatives between Ibero-America and other regions, by Ibero-American countries' role and main providers. 2017 | 159 |
| Graph V.2 | Ibero-American Bilateral SSC projects with the non-Ibero-American Caribbean (recipient role), by provider country. 2017 | 162 |
| Graph V.3 | Ibero-American Bilateral SSC projects (provider role) and the non-Ibero-American Caribbean (recipient role), by activity sector and area of action. 2017 | 163 |
| Graph V.4 | Ibero-American Bilateral SSC projects with Africa (recipient role), by provider country. 2017 | 168 |
| Graph V.5 | Ibero-American Bilateral SSC projects (provider role) and Africa (recipient role), by activity sector and area of action. 2017 | 168 |
| Graph V.6 | Ibero-American Bilateral SSC projects with Asia (recipient role), by provider country. 2017 | 173 |
| Graph V.7 | Ibero-American Bilateral SSC projects (provider role) and Asia (recipient role), by activity sector and area of action. 2017 | 173 |

Index of maps

| | | |
|-----------------|---|------------|
| Map II.1 | Geographical distribution of cooperation projects, by role. 2017 | 47 |
| Map II.2 | Geographical distribution of cooperation actions, by role. 2017 | 56 |
| Map IV.1 | Ibero-American countries participation in Regional SSC initiatives. 2017 | 139 |
| Map V.1 | Ibero-American Bilateral SSC projects (provider role) with the non-Ibero-American Caribbean, by recipient country. 2017 | 161 |
| Map V.2 | Ibero-American Bilateral SSC projects (provider role) with Africa, by recipient country. 2017 | 166 |
| Map V.3 | Ibero-American Bilateral SSC projects (provider role) with Asia, by recipient country. 2017 | 172 |
| Map V.4 | Ibero-American Bilateral SSC projects (provider role) with Oceania, by recipient country. 2017 | 176 |
| Map V.5 | Ibero-American Bilateral SSC projects (provider role) with the Middle East, by recipient country. 2017 | 177 |

Index of matrixes

| | | |
|--------------------|--|------------|
| Matrix II.1 | Bilateral South-South Cooperation projects. 2017 | 59 |
| Matrix II.2 | Bilateral South-South Cooperation actions. 2017 | 63 |
| Matrix V.1 | Ibero-American Bilateral, Triangular and Regional SSC initiatives with other regions. 2017 | 157 |

FOREWORD

REPORT ON SOUTH-SOUTH
COOPERATION IN IBERO-AMERICA 2019

southsouth

South-South Cooperation (SSC) and Triangular Cooperation have significantly evolved in recent years together with the global context of cooperation for development. This has been a particularly dynamic process in our region, as outlined in this twelfth Report on South-South Cooperation in Ibero-America, which registers a significant increase in the number of stakeholders that take part in south-south cooperation, a diversification of the areas of action on which exchanges are focused, and a proliferation of its implementation instruments.

Undoubtedly, the United Nations Conference commemorating the Buenos Aires Plan of Action (BAPA+40), which Outcome Document acknowledges the importance of SS and Triangular Cooperation as a means to implement the Sustainable Development Goals, has been an essential milestone in this evolution. With it, the international cooperation community has consensually recognized this new and more horizontal approach to cooperation for development. SEGIB and the Ibero-American space has substantially influenced this perspective, through its analytical and conceptual contributions, its institutional innovations, its concrete practice and the generation of information and evidence as a result of many years of dedication and collective efforts.


In light of the above, it is always important to emphasize that our cooperation for development's substantial progress results from Ibero-American countries' multilateral work. This process has been based on south-south and triangular cooperation developed through the countries' competent national institutions, and on collaboratively designed instruments which are politically relevant and technically effective to regionally articulate our cooperation. These instruments are, in addition to our Annual Reports on SSC in Ibero-America, the Ibero-American Integrated Data System on South-South and Triangular Cooperation (SIDICSS by its Spanish acronym), which currently registers

almost 8,500 projects, and the Ibero-American Program for the Strengthening of South-South Cooperation (PIFCSS by its Spanish acronym), which this year already celebrates a decade strengthening institutions' capacities and their teams to develop more and improved cooperation.

Our region has not walked alone in this process. We have been accompanied by strategic partners and by other regions of the world, at all times. In this sense, we want to celebrate the publication in 2019 of the First African South-South Cooperation Report, partly based on our methodology, developed by UNDP and NEPAD through a process of fruitful inter-institutional cooperation that we will continue to support. On the other hand, it is also worth noting that, at the recent Ibero-American Meeting of Ministers of Foreign Affairs, held last November in Andorra, an agreement was signed with the European Commission for the joint development of triangular cooperation, promoting, among other aspects, new insights and specific instruments related to the SDGs, with a greater degree of decentralization in terms of triangular cooperation, and with a greater level of approach to different vulnerable groups such as indigenous populations.

Finally, as every year, the twelfth edition of our Report features news regarding information management and its presentation. Among other innovations, we have added an annex with statistical and methodological details on the analysis of the association between Ibero-American countries' SSC projects and their alignment with the SDGs. In addition, we have developed a new, more environmentally friendly on-demand printing system, being more effective in copies' distribution and adapting the website to improve data visualization.

We hope this Report is of your greatest interest and value, and that it accounts for the important progress achieved.



Rebeca Grynspan
IBERO-AMERICAN SECRETARY GENERAL



María Andrea Albán
SECRETARY FOR IBERO-AMERICAN COOPERATION



HEADS OF COOPERATION

REPORT ON SOUTH-SOUTH
COOPERATION IN IBERO-AMERICA 2019

southsouth

Ibero-American Heads of Cooperation

BY FEBRUARY 10th, 2020

| COUNTRY | NAME | INSTITUTION |
|---------------------------|----------------------------------|--|
| ANDORRA | Gemma Cano Berné | Department of Multilateral Affairs and Cooperation. Ministry of Foreign Affairs and Institutional Relations |
| ARGENTINA | María Belén Bogado | Directorate General for Bilateral Cooperation. Ministry of Foreign Affairs and Worship |
| BOLIVIA | Tito Armando Velasco | Vice-Ministry for Public Investment and External Financing. Ministry of Development Planning |
| BRAZIL | Ruy Pereira | Brazilian Cooperation Agency (ABC) |
| CHILE | Juan Pablo Lira Bianchi | Chilean Agency for International Cooperation for Development (AGCID) |
| COLOMBIA | Marcela Ordóñez Fernández | Directorate for International Cooperation. Ministry of Foreign Affairs |
| COSTA RICA | Rita Hernández Bolaños | Directorate General for Cooperation. Ministry of Foreign Affairs and Worship |
| CUBA | Ileana Nuñez Mordoche | Directorate General for Economic Cooperation. Ministry of Foreign Trade and Foreign Investment |
| DOMINICAN REPUBLIC | Marcel Mejía Taveras | Vice-Ministry for International Cooperation. Ministry of Economy, Planning and Development |
| ECUADOR | Mauricio Montalvo | Under-Secretariat for International Cooperation. Ministry of Foreign Affairs and Human Mobility |
| EL SALVADOR | Verónica Olivares | Directorate General for Development Cooperation. Ministry of Foreign Affairs |
| GUATEMALA | Rita Mishaan | Secretariat for Planning and Programming (SEGEPLAN). Presidency, Republic of Guatemala |
| HONDURAS | Lisandro Rosales Banegas | Secretary of State for Foreign Affairs and International Cooperation |
| MEXICO | María Elena Alcaraz | Mexican Agency for International Development Cooperation. (AMEXCID) |
| NICARAGUA | Arlette Marenco Meza | Secretary for Foreign Cooperation. Ministry of Foreign Affairs |
| PANAMA | Yil Otero | Directorate General for Cooperation. Ministry of Foreign Affairs |
| PARAGUAY | Cynthia Maria Filartiga Lacroix | Directorate for International Cooperation. Ministry of Foreign Affairs |
| PERU | José Antonio González Norris | Peruvian Agency for International Cooperation (APCI) |
| PORTUGAL | Luis Faro Ramos | Camões - Institute for Cooperation and Language |
| SPAIN | Carmen Castiella Ruiz de Velasco | Directorate for Cooperation with Latin America and the Caribbean. Spanish Agency for International Development Cooperation (AECID) |
| URUGUAY | Andrea Vignolo | Uruguayan Agency for International Cooperation (AUCI) |
| VENEZUELA | Marisela del Valle Rojas | Vice-Ministry for Multilateral Affairs. Minister of Popular Power for Foreign Affairs |





EXECUTIVE SUMMARY

REPORT ON SOUTH-SOUTH
COOPERATION IN IBERO-AMERICA 2019

southsouth

Executive Summary

The 2019 edition of the **Report of South-South Cooperation in Ibero-America** is special, as it coincides with the 40th Anniversary of one of South-South Cooperation's founding milestones: the celebration of the Second High-level United Nations Conference on this modality, better known as BAPA+40. In this sense, the commemoration of the Buenos Aires Plan of Action (BAPA) and, through this, the international community's reaffirmed commitment to South-South and Triangular Cooperation as a means to progress towards the effective achievement of the 2030 Agenda, influences each of the five chapters of this twelfth edition of the SSC Report, in different ways.

As in previous editions, the first chapter of the report features a consensual and collective reflection in charge of Ibero-American countries' Heads of Cooperation. Specifically, it analyzes how SS and Triangular Cooperation can continue to respond to development challenges and complexities in a context determined by the emergence of new stakeholders and by the establishment of new and diverse associations. The next three chapters systematize, in each case, Ibero-American countries' SSC in each of the three modalities that are recognized in this space (bilateral, triangular and regional). The fifth and last chapter is dedicated to SSC in which Ibero-America participated together with other region's developing countries. As in the previous edition, the report ends with each of the Ibero-American countries' Factsheets, which detail the most relevant data on South-South Cooperation in which they participated in 2017.

Chapter I reflects on SS and Triangular Cooperation's challenges after BAPA+40, especially in terms of the need to work with new stakeholders and develop complex alliances with them. In fact, these partnerships for development, outlined in SDG 17, refer to this collaborative work for the achievement of Sustainable Development through the exchange of knowledge, experiences, technologies and different types of resources.

Given the aforementioned, the first chapter begins with a brief historical review – since the Bandung Conference (1955) until BAPA+40 itself (2019) – that reveals the way in which the different stakeholders have been participating in cooperation for development. As a result, new areas of action are established to respond, through SS and Triangular Cooperation, to four main stakeholders: decentralized governments (sub-national and local), organized civil society, academia and the private sector. Each of these have an acknowledged ability to contribute, through South-South and Triangular Cooperation, together with the States and according to their different potentials, to an effective and sustainable resolution of development challenges and goals.

Then, the Report on SSC in Ibero-America 2019 systematizes and analyzes South-South Cooperation in which the region participated in 2017. This exercise is developed considering the 1.310 initiatives that were implemented during that year, as a result of the exchanges between Ibero-American countries and between these and other regions' developing countries. The following table distributes these 1.310 initiatives in terms of the modality (bilateral, triangular and regional) and the instrument through which they were executed (actions, projects and programs). Through its interpretation, and based on an aggregated analysis of the four chapters, it is possible to describe SSC in 2017. In addition, the historical accumulation of 10 years' data also enables a chronological analysis of past and recent events, identifying trends and behaviors that contribute to a better understanding of the current situation.

Throughout 2017, the 19 Ibero-American countries which participate in a Bilateral South-South Cooperation modality, exchanged 733 projects and 160 actions



Bilateral SSC project "Platform to consolidate beekeeping as a development tool in Latin America and the Caribbean" between Argentina, as provider, and Costa Rica as recipient.

SOUTH-SOUTH COOPERATION INITIATIVES IN WHICH IBERO-AMERICAN COUNTRIES PARTICIPATED. 2017

In units

| | | MODALITIES | | | Total |
|-------------|----------|---------------|------------------------|--------------|-------|
| | | Bilateral SSC | Triangular Cooperation | Regional SSC | |
| INSTRUMENTS | Programs | n.a | n.a | 55 | 55 |
| | Projects | 869 | 136 | 50 | 1,055 |
| | Actions | 161 | 39 | n.a | 200 |
| Total | | 1,030 | 175 | 105 | 1,310 |

Note: n.a. Not applicable. Source: SEGIB based on Agencies and General Directions for Cooperation.

Chapter II

unveils this systematization exercise by focusing on the 733 Bilateral SSC projects and 160 actions that were exchanged in 2017 between the Ibero-American countries which participate in this modality. These two figures are slightly higher than those registered the year before. Among the conclusions that resulted from this analysis, the following should be highlighted:

- a) On the one hand, Mexico was the country which in 2017 acted as Bilateral SSC provider in most cases (158 projects, corresponding to 21.5% of the total). Chile, Argentina and Brazil followed, with an aggregated share of 44.4%. Meanwhile, Colombia, Cuba, Uruguay and Peru added up to slightly more than a fourth part (27.5%). The remaining 6.7% was explained by 8 countries: Costa Rica, Paraguay and Ecuador, each of them participating in more than 10 projects; together with Bolivia, Honduras, El Salvador, Guatemala and the Dominican Republic, all of them with more specific interventions (between 2 and 6 projects). In addition, during 2017, only 3 countries (Nicaragua, Panama and Venezuela) did not participate in Bilateral SSC as providers.
- b) On the other hand, in terms of recipients, El Salvador's 82 projects explained 11.2% of the 733 projects that were under execution in 2017. Colombia, Mexico, Uruguay and Argentina followed. These four countries participated in between 63 and 58 projects each, and aggregately explained a third of that year's total exchanges. Meanwhile, Honduras, Peru, Bolivia, Paraguay and Chile acted as recipients in basically 3 out of 10 projects (between 40-50 exchanges, respectively). Another fifth part was explained by the participation of Cuba, Guatemala, Costa Rica, the Dominican Republic, Panama and Ecuador, while Nicaragua, Venezuela and Brazil accounted for the remaining almost 5%.
- c) Moreover, the majority of Bilateral SSC projects that were under execution in 2017 (35.5%) contributed to capacity strengthening in the Social area. Another third part (34.0%) addressed economic issues. Among these, however, those which aimed at strengthening Productive sectors, clearly tended to prevail (more than 150, corresponding to 24.4%) over the generation of Infrastructure and economic services (an aggregated total close to 10%). In



Itaipú hydroelectric power plant which illustrates Bilateral SSC between Paraguay (provider) and El Salvador (recipient) for the construction and maintenance hydroelectric projects. Author: Santiago Carneri.

terms of relative importance, more than one hundred projects destined to Institutional strengthening (16.1% of the total) are also worthy of note. The remaining 14.1% was explained by the aggregated contribution of projects which addressed areas such as Environment (8.1%) and Other areas (5.9%).

- d) In line with the former, the activity sector with which more Bilateral SSC projects were associated in 2017 was *Health*; more than one hundred projects, corresponding to 15.8% of the total. In terms of relative importance, *Agriculture and livestock* followed, sector in which almost 75 projects were classified (more than a tenth part of 2017 total exchanges). *Strengthening institutions and public policies* and *Environment* were other two relevant sectors (around 45 projects in each case). The latter deserves special attention, since the analysis from a chronological perspective reveals that those exchanges which specifically focused on nature's care and preservation registered the highest increase.
- e) Finally, and in line with the Ibero-American space's commitment to the 2030 Agenda, it is estimated that, in 2017, 4 out of 10 projects could have contributed to advance in the achievement of three Sustainable Development Goals: SDG 3 on Good health and well-being (105 projects), SDG 16 dedicated to Peace, justice and strong institutions and SDG 8 Decent work and economic growth (94 and 75 exchanges, respectively). Another 30% could have been dedicated to support the achievement of up to five different SDGs: SDG 2 Zero hunger; SDG 9 on Industry, innovation and infrastructure; SDGs 4 and 10, relative in each case to Quality education and Reduced inequalities; and SDG 6 on Clean water and sanitation. Finally, the remaining 30% of Bilateral SSC projects exchanged by the countries of the region throughout 2017 would be destined to advance in the achievement of the other 9 Goals, among which, those related to environmental aspects should be highlighted (SDG 11 Sustainable cities and communities, 13 Climate action and 15 Life on land).

Chapter III

is dedicated to the 127 Triangular Cooperation projects and 37 actions in which Ibero-American countries participated in 2017. The total figure (164 initiatives) suggests a 13.6% growth compared with the previous year. Analysis of this information reveals that:

- a) During 2017, up to 12 Ibero-American countries transferred capacities to other partners, as Triangular Cooperation first providers. Mexico stood out as the country that was active in a higher number of cases: 25, which explain close to 20% of the 127 final projects. Brazil, Chile and Costa Rica followed, each one with around 20 projects. Altogether, these four countries aggregately accounted for two thirds of 2017 Triangular Cooperation projects. El Salvador and Argentina were other two relevant countries, with an aggregated contribution of 12.6%. Meanwhile, within the remaining 15% of the projects, it is worth highlighting the participation of countries such as Ecuador, Uruguay, Cuba, Colombia and Peru, which was more specific.
- b) Meanwhile, 4 Ibero-American countries (Brazil, Chile, El Salvador and Spain), 14 countries from other regions and 13 inter-governmental organizations acted as second providers. Spain's role was decisive, since it participated as second provider in 33 Triangular Cooperation projects in 2017, corresponding to more than a fourth part of the total. Another third was explained by Germany and Luxembourg which respectively participated in 24 and 19 projects. Three out of 4 of the 127 Triangular Cooperation projects registered in 2017 are explained when adding the participation of FAO, Japan and the United States. Finally, the Organization of American States (OAS) and the European Union had more specific interventions (6 and 4 projects).

In Triangular Cooperation, Mexico stood out as first provider and Spain in the role of second provider

- c) In addition, in terms of the exercise of the recipient role and, as in previous editions, the most common situation was that several countries simultaneously participated in that role: specifically, in 22 occasions, which explain 17.3% of the 127 projects that were executed in this modality. In order to illustrate, partnerships were much diverse: between two partners, between border countries or between countries of the same sub-region. Individual interventions by El Salvador and Bolivia followed. As recipients, these two countries accounted for more than 25% of all exchanges.
- d) Regarding strengthened capacities, one half of Triangular Cooperation projects in which Ibero-America participated in 2017 were dedicated to support Social and Environment areas (33 and 32 projects, respectively). The other half is explained by efforts focused on the Economic dimension (another fourth part of total projects, in a proportion of 3 to 1 between Infrastructure and economic services and Productive Sectors); Institutional strengthening (20.5%) and Other areas of action, in which only 4 projects were executed (barely 3.1%).
- e) In addition, five activity sectors explained 6 out of 10 of the 127 Triangular Cooperation projects executed in 2017: *Environment* (1 out of 5 projects); *Agriculture and livestock* (12.6% of the total); *Other services and social policies* (8.7%) and *Health* (around 9-11% in each case, evenly corresponding, in aggregated terms, to another 20%). In this sense, it is once again definitely important to highlight the increase of the *Environment* sector's relative importance between 2007 and 2017. This can only confirm the region's commitment to add efforts and progress towards sustainable development.
- f) In line with the 2030 Agenda commitments, it is estimated that one third of the 127 Triangular Cooperation projects that were under execution in 2017 could be aligned with SDG 13 Climate action (almost 20% of the total) and SDG 16 Peace, justice and strong institutions (around 20 projects, corresponding to another 15.7%). Another third part of the projects is explained by the potential alignment with SDG 8 Decent work and economic growth, SDG 13 Good health and well-being and SDG 2 Zero hunger (with participations in each case of 11% and 8%); as well as SDG 12 Responsible consumption and production, Goal which 7 projects could be addressing (5.5%). Eight out of 10 projects can be explained when results associated with SDG 15 Life on land, SDG 6 Clean water and sanitation and SDG 10 Reduced inequalities, are added. The remaining 20% is explained by projects which aimed at some of the other SDGs, with the only exception of SDG 4 on Quality education, which was not associated with any project in 2017.

One third of Triangular Cooperation projects in 2017 could be aligned with SDG 13 Climate action and SDG 16 Peace, justice and strong institutions



Triangular Cooperation project dedicated to “Water sowing and harvesting” in which Perú (first provider), the European Union (second provider) and Costa Rica (recipient) participate.

Chapter IV

is dedicated to the 102 Regional SSC initiatives in which Ibero-America participated in 2017, implemented, in very similar proportions, through 50 projects and 52 programs. From its analysis, it should be highlighted that:

- a) In 2017, Costa Rica, Mexico and Colombia were the most dynamic countries in terms of this South-South Cooperation modality. They participated in 63 programs and projects in each case. Panama and Guatemala, together with Argentina and Brazil, followed, which participated in a lower number of initiatives, but still over 50. The most common case, however, was that shared by nine countries which participated in between 40 to 49 initiatives. These countries were, on the one hand, El Salvador, Honduras, Guatemala and the Dominican Republic, and, on the other hand, Ecuador, Peru, Chile, Paraguay and Uruguay. Other six countries registered lower and more disperse participations: Bolivia and Venezuela participated in 33 and 23 Regional SSC initiatives; Cuba in slightly more than 20 initiatives; while Spain was active in 25 initiatives, Portugal in 12 and Andorra in 2.
- b) Meanwhile, basically 3 out of 10 Regional SSC initiatives included the participation of some Ibero-American multilateral stakeholder (the case of the Ibero-American General Secretariat - SEGIB). Almost another fifth part of the initiatives (19) is explained by the active

- participation of Central-American organizations (the Central-American Integration System -SICA by its Spanish acronym- and the Regional Center for the Promotion of Micro, Small and Medium-Sized Enterprises - CENPROMYPE by its Spanish acronym). MERCOSUR was the third multilateral organization that participated in a larger number of Regional SSC initiatives in 2017 (11). Finally, one third of the initiatives counted with the participation of up to 20 different organizations, among which the Pacific Alliance (PA), the Economic Commission for Latin-America and the Caribbean (ECLAC), and the Union of South-American Nations (UNASUR by its Spanish acronym), stood out.
- c) In addition, 2017 Regional SSC showed a significantly disperse profile in terms of the different areas of action. Thus, 25% of the 52 Regional SSC programs and 50 projects that were under execution aimed at solving problems of a Social nature; a slightly higher proportion than that of the initiatives which were, in identical proportions, dedicated to Infrastructure and economic services and to Other areas of action (20.6% in each case). The remaining set of Regional SSC initiatives was destined to Environment (14.7%), Institutional strengthening (11.8%) and, once again from the Economic perspective, to support several Productive sectors (7.8%).

- d) In terms of activity sectors, the significant relative importance of Other areas is explained by one of its sectors' outstanding results: *Culture*. In 2017, the majority of Regional SSC initiatives was associated with this sector: 19, corresponding to 18.6% of the total. *Environment* followed, as the second most outstanding sector in 2017, with 8.8% of all Regional SSC initiatives. In addition, it is important to highlight that more than 15% of the total of programs and projects in which Ibero-America participated in 2017 addressed problems relative to *Education* and *Health*, while around 5% was explained by the outstanding role of *Strengthening institutions and public policies* (6 initiatives).
- e) Regarding the region's commitment to the 2030 Agenda, more than 30% of the Regional SSC initiatives aimed at achieving targets associated with two SDGs: SDG 11 Sustainable cities and communities (18 programs and projects that explain 17.6% of the total) and SDG 9 Industry, innovation and infrastructure (14 initiatives that account for another 13.7%). Two out of 3 of that year's initiatives are explained when the relative shares of initiatives that could be potentially aligned with SDG 13 Climate action, SDG 16 Peace, justice and strong institutions, SDG 3 Good health and well-being and SDG 4 Quality education, are added. The remaining third could be aligned with up to 9 different SDGs.



In 2017, Culture was the activity sector under which a higher number of Regional SSC initiatives were classified (18.6%). The second most remarkable sector was Environment (8.8%)

Triangular Cooperation project to promote "Coffee's sustainable development in Gorongosa National Park", in which Brazil (first provider), Portugal (second provider) and Mozambique (recipient) participate.

Finally, **Chapter V** analyzes South-South Cooperation in which Ibero-America participated in 2017 together with other region's developing countries: a total of 319 actions, projects and programs, mainly implemented under the bilateral and triangular modalities and exchanged with the non-Ibero-American Caribbean, Africa, Asia, Oceania and the Middle East. Its systematization and analysis enable the following statements:

- a) In more than 40% of the initiatives, Ibero-America's partners belonged to the non-Ibero-American Caribbean, aspect that can be closely linked to geographical proximity. Africa followed, region with which Ibero-America developed basically 30% of 2017 exchanges. In addition, 90% of the 319 programs, projects and actions executed with other regions' developing countries in 2017 are explained when exchanges with Asia are added (20%). Meanwhile, exchanges with Oceania and the Middle East were more specific.
- b) By region, cooperation executed with the non-Ibero-American Caribbean was predominantly bilateral and Ibero-America acted as provider. In this sense, Haiti was the country which received more cooperation within this region. Jamaica, Belize, Grenada and Saint Vincent and the Grenadines also stood out as recipients. In addition, the main Ibero-American partners were Cuba, Mexico, Argentina and Colombia which, together with other Ibero-American countries, mainly strengthened capacities in the Social area (more than 60% of exchanges).
- c) Part of the previous pattern was replicated in terms of SSC with Africa. Once again, bilateral exchanges prevailed (basically 90% of the initiatives in which both regions participated). The rest is explained by Triangular Cooperation (8.6%) and Regional SSC (barely 2.2%). Once again, Ibero-America acted as provider in almost all of these exchanges, contributing to strengthen knowledge and varied capacities, among which, however, those related to the Social area stood out (Bilateral SSC), as well as to Productive sectors (Triangular).
- d) Throughout 2017, Ibero-American cooperation with Asia was only executed through the Bilateral SSC modality, and was implemented through 50 projects and 10 actions. In this case, however, this cooperation was determined by mutual capacity strengthening, in which both regions alternated the roles of provider and recipient in very similar proportions. In this sense, the third part of the initiatives in which Ibero-America acted as recipient contributed to strengthen Productive sectors, while 25% addressed Social issues, due to the contribution of partners such as China and Vietnam. In addition, Argentina and Cuba stood out as providers in terms of cooperation with this region, promoting the Social area and the *Agriculture and livestock* sector.

Throughout 2017, Ibero-American cooperation with Asia was determined by the search for mutual capacity strengthening, in which both regions alternated the roles of provider and recipient

Acronyms

| | |
|-------------------|--|
| ABC | Brazilian Cooperation Agency |
| ACS | Association of Caribbean States |
| AECID | Spanish Agency for International Cooperation for Development |
| AGCID | Chilean Agency for International Cooperation for Development |
| AIAMP | Ibero-American Association of Public Ministries General Assembly |
| AMEXCID | Mexican Agency for International Development Cooperation |
| APC | Presidential Agency for International Cooperation of Colombia |
| AUCI | Uruguayan Agency for International Cooperation |
| BAPA | Buenos Aires Plan of Action |
| BMZ | Federal Ministry for Economic Cooperation and Development |
| CABEI | Central-American Bank for Economic Integration |
| CACI | Ibero-American Cinematographic Authorities Conference |
| CAF | Latin-America Development Bank |
| CAN | Andean Community |
| CARICOM | Caribbean Community |
| CENPROMYPE | Regional Center for the Promotion of MSMEs |
| CODOPESCA | Dominican Fishing and Aquaculture Council |
| COMJIB | Conference of Ministers of Justice of Ibero-American Countries |
| DAC | Development Assistance Committee |
| DEVCO | Directorate-General for International Cooperation and Development of the European Commission |

| | |
|---------------|---|
| DNP | National Planning Department of Colombia |
| ECLAC | Economic Commission for Latin-America and the Caribbean |
| EU | European Union |
| FAO | Food and Agriculture Organization of the United Nations |
| FILAC | Fund for the Development of Indigenous Peoples of Latin-America and the Caribbean |
| FOSAL | Salvadorean Fund for South-South and Triangular Cooperation |
| G77 | The Group of 77 |
| GIZ | German Agency for International Cooperation |
| GMO | Genetically Modified Organism |
| GNI | Gross National Income |
| GPEDC | Global Partnership for Effective Development Cooperation |
| GPI | Global Partnership Initiative |
| HI | Herfindahl Index |
| HIC | High Income Country |
| IDB | Inter-American Development Bank |
| IFCD | UNESCO International Fund for Cultural Diversity |
| ILO | International Labor Organization |
| INSSJP | National Institute of Social Services for Retirees and Pensioners of Argentina |
| ISA | University of Lisbon Higher Institute of Agronomy |
| IsDB | Islamic Development Bank |

| | |
|-----------------|--|
| LMIC | Lower Middle-Income Country |
| MDG | Millennium Development Goals |
| MECSS | Structured Mechanism for the Exchange of Experiences |
| MERCOSUR | Southern Common Market |
| MSMEs | Micro, Small and Medium-Sized Enterprises |
| NEPAD | New Partnership for Africa's Development |
| NGO | Non-Governmental Organizations |
| OAS | Organization of American States |
| OCDE | Organization for Economic Cooperation and Development |
| ODA | Official Development Assistance |
| OEI | Organization of Ibero-American States for Education, Science and Culture |
| OIJ | Ibero-American Youth Organization |
| OISS | Ibero-American Organization for Social Security |
| PA | Pacific Alliance |
| PAHO | Pan-American Health Organization |
| PIFCSS | Ibero-American Program for the Strengthening of South-South Cooperation |
| PM | Meso-American Integration and Development Project |
| PNPDIM | National Policy to Promote Women's Integral Development 2008-2023 |
| SCO | Civil Society Organizations |

| | |
|------------------|---|
| SDG | Sustainable Development Goals |
| SECOMISCA | Executive Secretariat of the Council of Ministers of Central-America and the Dominican Republic |
| SEGIB | Ibero-American General Secretariat |
| SENA | National Learning Service of Colombia |
| SICA | Central-American Integration System |
| SIDICSS | Ibero-American Integrated Data System on South-South and Triangular Cooperation |
| SIMORE | Recommendations Monitoring System |
| SSC | South-South Cooperation |
| TC | Triangular Cooperation |
| UFES | Brazil Federal University of <i>Espirito Santo</i> |
| UMIC | Upper Middle-Income Country |
| UN | United Nations Organization |
| UNASUR | Union of South-American Nations |
| UNCTAD | United Nations Conference on Trade and Development |
| UNDP | United Nations Development Program |
| UNEP | United Nations Environment Program |
| UNESCO | United Nations Educational, Scientific and Cultural Organization |
| UNFPA | United Nations Population Fund |
| WB | World Bank |





CHAPTER

REPORT ON SOUTH-SOUTH
COOPERATION IN IBERO-AMERICA 2019

southsouth

Chapter I

South-South Cooperation after BAPA+40: necessary alliances and complex challenges*

Ever since its origins towards the end of the Second World War, International Cooperation has mostly been a State matter. In times of a lower population, high mobility costs and predominantly rural and poorly articulated societies, relations and commitments between countries were conducted from the capital cities.

The developing world's heterogeneity increased then as a result of the appearance of alliances and networks in emerging markets; regional stakeholders with global ambitions; rural migration into the cities alongside with the increase of innovation and productivity; and the development of information technologies. Hand in hand with these changes, new stakeholders such as the private sector (in terms of philanthropy and industrial pacts), civil society, academia and sub-national/local governments, started gaining prominence on this global conversation.

This chapter's main thesis is that globalization dynamics have boosted networks among stakeholders which, since the 20th Century's last quarter, have been exchanging with the States in Ibero-American debates about development. Efforts to develop new means of collaborative work between the States and these stakeholders result in new types of alliances which management instruments are still being designed. These alliances are

increasingly necessary, since these stakeholders can contribute, each with their own responsibilities and capacities, to the solution of development problems.

The 2030 Agenda adds a financial dimension to the acknowledgement of these contributions: the development of solutions to face the 17 Sustainable Development Goals' (SDG) challenges will require to double the efforts and the available financial resources for the promotion of development.

South-South and Triangular Cooperation principles are suitable to build horizontal associations among several stakeholders which will enable them to face this challenge. This has been stated in guideline documents of the Ibero-American space, such as the 2nd Ibero-American Cooperation Quadrennial Plan of Action, passed in November 2018 during the 4th Ordinary Meeting of Ibero-American Heads of Cooperation, which took place in Guatemala.

* This chapter was prepared and agreed by the Ibero-American Heads of Cooperation of the Ibero-American Program for the Strengthening of South-South Cooperation (PIFCSS) member countries. It is based on an original version prepared by Colombia, together with Argentina, Chile, Mexico, Panama, Spain and Uruguay.

I.1

BRIEF CHRONOLOGY OF THE EMERGENCE OF NEW STAKEHOLDERS IN IBERO-AMERICAN DEBATES ON DEVELOPMENT AND AT A GLOBAL LEVEL

The development of collaborative work modalities in the Global South, which favor technical exchanges and mutual learning amongst partners over financial flows, has been a constant during almost 70 years. Simultaneously, new types of stakeholders, all with distinctive and individual objectives and organizational arrangements, have formed international networks and have emerged as the States' interlocutors in international fora. In this process we identify, at least, seven clear milestones.

The first milestone in this process is the Bandung Conference, held in April 1955, summoned by the recently independent Nations of Africa and Asia as a consequence of the increasing polarization caused by the Cold War and Neo-colonial threats. This Conference lay the foundations of a different economic, technical and cultural cooperation which was the bedrock for the Movement of Non-Aligned Countries (NAM).

The second milestone was the United Nations Conference on Technical Cooperation among Developing Countries, which took place in September 1978 and generated the renowned Buenos Aires Plan of Action (BAPA). This document consolidates South-South Cooperation as an acknowledged cooperation modality, independent of Official Development Assistance (ODA). BAPA was explicit about principles such as respect for countries' sovereignty, no interference in internal affairs, solidarity in international action, commitment to peace and horizontal relations between participating partners, all essential and inherent conditions of both South - South and Triangular Cooperation.

During the following years, political and environmental difficulties were outlined in the Brundtland Commission Report (1987) titled "Our Common Future", requested by the United Nations, which suggests the concept of sustainable development for the first time. The reaction to this report was a catalyzer for the third milestone in the development of new stakeholders and narratives in global debates: The Conference on Environment

and Development of Rio de Janeiro, held in June 1992. Environmental, citizen and entrepreneurial movements were summoned to this event, which had an unprecedented mediatic impact thanks to satellite communications and to the state of shock that the recently disintegrated Soviet Union had provoked.

Since then, the idea that certain development challenges must be addressed at a regional and global scale gains strength, highlighting societies' and environments' interdependence. International Cooperation consolidates itself as a useful mechanism to act at this scale and for the articulation with Civil Society Organizations and the private sector (initially under the title of Corporate Social Responsibility), in matters such as: the promotion and defense of Human Rights; the development of knowledge networks and good practices; the promotion of nutrition and food security; the access to medicines and vaccines; and environmental management and water treatment.

In April 2000, during the First South Summit in Havana, the Group of 77 (G77) member countries highlighted South-South Cooperation as an important instrument to strengthen Third World countries' economic independence and to advance on the achievement of their own development as well as one of the means to ensure their equal and effective participation in the reconfiguration of the new economic world order. Economic and technical cooperation among developing countries has become an essential component of mutual relations between Southern States and an important tool to promote the exchange of ideas, initiatives, knowledge, technical improvements, abilities and experiences in a wide range of sectors.

The fourth milestone is the Millennium Summit held in New York in September 2000 which, after the evaluation of the United Nations' role in the 21st Century, proposed eight Millennium Development Goals (MDG) addressed at eradicating poverty, promoting education and gender equality, reducing child mortality and the impact of diseases, improving maternal health and ensuring environmental sustainability. Although innovative and ambitious, the Millennium Agenda was criticized for a number of reasons: developing countries did not take part in its design; goals were poorly interrelated; there were no common disaggregated indicators and no follow up methodology; there was no implementation strategy at a sub-national level; and there were few bridging mechanisms with non-governmental stakeholders. Many of these criticisms boost the debates on aid effectiveness during the following years.

In Paris (2005), Accra (2008) and Busan (2011), ODA starts adopting certain guiding principles which already oriented South-South Cooperation

since BAPA: appropriation of development interventions by the beneficiary partners; alignment with national development strategies; harmonization of instruments and practices between the different partners; focus on measuring the impact of interventions and transparency and accountability for the use of resources. These events also witnessed an increasing and informed incidence of Civil Society Organizations (CSO) whose experience in project execution and analytical capacities due to academic work press for a greater transparency and inclusion in the whole sector.

Globalization dynamics have boosted networks among stakeholders which, since the 20th Century's last quarter, have been exchanging with the States in Ibero-American debates about development

The fifth milestone is the qualitative leap of Ibero-American Cooperation in the end of the first decade of the 2000, neighboring the thirtieth anniversary of BAPA. There are three key aspects which stand out in this scenario: the issuing in 2007 of the first edition of the Ibero-American General Secretariat (SEGIB) Report on South-South Cooperation in Ibero-America; the creation in 2008 of the Ibero-American Program for the Strengthening of South-South Cooperation (PIFCSS), and the celebration in 2009 of the United Nations High Level Conference on South-South Cooperation in Nairobi, where, among other aspects, the principles of technical cooperation are reinforced and updated. These events reveal the determination of the Global South to take advantage of lessons learnt and of its own dynamics in the search for development.

The sixth milestone is the 2030 Agenda, constituted by 17 Sustainable Development Goals (SDG), adopted by the United Nations General Assembly in September 2015. This Agenda was developed after an unprecedented multi-level consultation process, which promoted the implementation of several global associations between different stakeholders working together to intensify the exchange of good practices on resources mobilization issues; transparency and responsibility for development; development in contexts of conflict and fragility; data measurement and generation, among others; and the United Nations Climate Change Conference (COP-21) held in December 2015 in Paris.

Regarding the development and cooperation agenda, the seventh and most recent milestone is the Second High-level United Nations Conference on South-South Cooperation, held in Buenos Aires in march 2019; also known as BAPA+40 due to the commemoration of the fortieth anniversary of the Buenos Aires Plan of Action. This event reaffirms in its recommendations the 1978 principles and the Nairobi (2009), Paris (2015) and Addis Ababa (2015) progresses. Furthermore, it contrasts these principles with the current context and places them in a new game board: the debate is not only about technical cooperation, respect and no interference in post-colonial contexts, but also about the recognition of the academia, the private sector, civil society and local governments as legitimate and necessary stakeholders to make human kind permanence in this planet sustainable.

1.2

THE CURRENT CONTEXT: GLOBAL CHALLENGES WITH IBERO-AMERICAN FEATURES

After the fall of the Berlin Wall in 1989, there seemed to be general consensus, in many Ibero-American countries that representative democracy and market economy were the best means for political and economic organization of our societies. Although the region had always counted with renowned references of alternative models, during the first two decades of the 21st Century numerous countries have re-evaluated these consensus and this sets new global challenges.

New technological innovations take place in different areas such as the design of materials, construction techniques, telecommunications or the generation and processing of information of every sector of the economy; all these aspects constitute what is considered to be the "Fourth Industrial Revolution". In addition, the creation of new innovation opportunities implies transferring production forces (offshoring) and, in many cases, the automatization of processes, resulting in an employment decrease.

A redefinition of development priorities is necessary. The most significant global consensus of the last two decades have been developed around two

main issues: overcoming extreme poverty and the mitigation of and adaptation to climate change. As mentioned before/above, both subjects gain great relevance in the Millennium Agenda (2000-2015) and in the 2030 Agenda (2015-2030).

Former consensus on authority are being renegotiated. Against all odds, the last decade has witnessed the return of many debates, which apparently seemed to have been solved, regarding the value of information for informed decision making (both at the governmental and at the individual level). Different groups are questioning the authority of traditional sources such as universities, think tanks, media or political parties, to describe social realities, proposing alternative interpretations.

The convergence of these and other aspects is modifying the public domain and forcing the State to respond to new contexts: public agendas expanding and becoming more technical in matters like climate change, the fourth industrial revolution and international value chains; the increasing complexity for coordination due to the atomization of the State in multiple entities with specific mandates; the acceleration of public events due to the immediacy of information in social networks, which reduces time for reaction and increases risks; decentralization; integration in regional organizations; as well as the appearance of new stakeholders and organizational schemes that, as has been mentioned before, compete with the State's voice in international fora.

Together with these global challenges, many Ibero-American countries face structural obstacles such as:

High dependence on commodities. Basic extractive industries still have an important influence in the economies of the region, which makes us vulnerable to the external shocks generated by the variability of their demand and prices. The prevalence of basic industries also determines that the average added value of our exports, as well as the average productivity of our labor force, is less than in other regions.

Scarce capacity to manage current migration flows. Mixed migration flows, motivated by different aspects such as the deterioration of economic, political or safety conditions which can be affected by the impact of climate change, increase the demand for public services and impact on labor markets in transit and recipient countries.

Persistent institutional weaknesses. The prevalence of labor informality which presses salaries down and reduces the State's fiscal base, the under-utilization of the economically active population, technological changes which have transformed the labor market and labor regulation processes as well as the different forms of fiscal evasion, are the major institutional weaknesses.

Low investment in human resources. Poor results in international evaluations are explained by two aspects: first, the reduction of the public sector's investment in education; and, second: private sector's investment in research and development is significantly less than in other latitudes. These also seems to contribute to the fact that there are less Latin companies qualified to innovate and compete internationally.

Socio-political scourges such as high inequality. Irregular income distribution, together with the coexistence of highly traditional industries and highly advanced industries in the same countries – sometimes even within the same communities – generates an increasing alienation of the economic level of different populations. The lack of equal rights hinders the full exercise of the citizenship of the most vulnerable ones when making decisions, exposing them to organized crime and drug trafficking actions or to be victims of police and judicial impunity.

Obstacles mentioned previously contribute to guide the work agenda of many of the countries in the region, both in South-South and Triangular Cooperation as well as in ODA. Their persistence in our pending "assignments list" (with local features) reveals at least two aspects: that these problems are rooted in complex economic, political and social relations; and that the international cooperation modalities and partners which have been implemented and have participated until now have not been enough to solve them.

1.3

WHAT LIES AHEAD: NEW HORIZONS, MORE PARTNERS

In light of the appearance of new challenges and the worsening of other long-lasting scourges, globalization and the progress of new communication technologies have enabled the constitution of new networks among stakeholders at an international level. The increasingly frequent calls to strengthen alliances and coordinate actions can be understood as an acknowledgement of the value that these stakeholders can add to scenarios which had been exclusively the domain of the State.

“Alliances for development” is the name we currently use to refer to this collaborative work to achieve the SDG through the exchange of knowledge, experiences, technologies and financial resources. The United Nations Agencies, Funds and Programs are key to materialize these alliances in South-South and Triangular Cooperation initiatives, given their experience in generating connections and articulating bilateral and multilateral financing.

Consequently, new areas of action are formed to respond to the four stakeholders:

Decentralized, sub-national or local governments. the territorial or local level is an essential setting for the effective and sustainable resolution of development challenges and objectives. Decentralized cooperation focuses on local governments and municipalities, and recommends exchange programs for local capacity strengthening and for the design and execution of projects for sustainable development. The modality of sub-national/local governments cooperation is called Decentralized Cooperation (or cross-border, when local territories share social realities despite being located in different sides of a national or state border). Its management raises questions about local government’s capacities to ensure the allocation of national resources, as well as about the continuity of projects when local governments change.

Organized Civil Society. The communities’ appropriation of development processes is key to ensure sustainability, efficacy and the real and complete achievement of development goals. Promoting a good quality participation requires a vibrant OCS environment which can facilitate dialogue between the public sector and society. An effective participation of civil

society must revert the tendency to restrict the habilitating environment. This means it is necessary to strengthen civil security conditions (with responsibilities which concern the State and other stakeholders and community dynamics) and explore how different financial sources can affect civil society’s independent action, in a context in which the decrease of resources is undermining its capacity and its accountability processes.

Academia. The increasing need to count with more and better information regarding cooperation flows and the impact of interventions, demands the strengthening of International Cooperation knowledge management. New theories must support the study of current phenomena and the management of stakeholders, scopes and challenges. The academic contribution is also key to advance in the 2030 Agenda, from common scenarios to effective development management instruments.

Private sector. This stakeholder has a key role in society given its capacity to mobilize financial resources and its orientation to the efficiency of processes. From the Corporate Social Responsibility field, and many times collaboratively working with Non-Governmental Organizations (NGO), this sector has experience in the organization of pacts for collective actions around ideas such as fair trade, combat to labor exploitation in textile industries or in the chain values of products such as cacao or coffee. Nevertheless, increase innovation in cooperation for development will require the strengthening of alliances for development. This demands a greater assimilation of the concept of sustainable development as part of national and regional agendas, as well as the management of possible conflicts of interests and the risks of these institutions being captured by commercial interests.

The challenge of the alignment of South-South and Triangular Cooperation with the 2030 Agenda is, one among many, which requires conceptual and political progresses from the Global South which are still being developed

I.4

40 YEARS AFTER BAPA: A NEW PHASE OF SOUTH- SOUTH COOPERATION?

Although former pages have attempted to characterize a group of stakeholders which seem to be crucial to face future challenges, the region counts with years of experience in articulating actions with them. The next pages of this report will reveal the scope of this work.

BAPA+40 made specific calls to provide the optimal working conditions with South-South and Triangular Cooperation new stakeholders, which will improve the efficiency of both cooperation modalities through technical exchanges to, among others:

- Boost industrial companies and provide support to ensure food security and nutrition;
- Promote the development, transfer, dissemination and diffusion of ecologically rational technologies;
- Promote cross-border collaboration programs to develop practices which are more adjusted to these cross-border zones' social realities;
- Strengthen public research institutions, academic institutions, study centers, knowledge networks and regional or thematic excellency centers;
- Mobilize more resources through collaboration with the private sector in cooperation projects and;
- Improve access to financing and the participation of a greater number of Civil Society Organizations, as well as improve the environment for the connection with social organizations and transforming processes.

Complementing the progress achieved of traditional South-South Cooperation and aligned with its guiding principles, Triangular Cooperation is appearing as a useful modality to manage these complex arrangements of resources, timetables, interests and perceptions. Ibero-American countries have made important efforts in the last decade to systematize good practices of Triangular Cooperation management within the PIFCSS. In addition, work at a global level in the Development Assistance Committee (DAC) of

the OECD, the Global Partnership for Effective Development Cooperation (GPEDC) or the Global Partnership Initiative (GPI), also account for the importance given by other regions to strengthen capacities to solve these cooperation dilemmas.

Despite this progress, the challenge of the alignment of South-South and Triangular Cooperation with the 2030 Agenda is, one among many, which requires conceptual and political progresses from the Global South which are still being developed. Potential partners and modalities for South-South and Triangular Cooperation are not reduced to the matters which were exposed above.

In terms of cooperation modalities, we consider it is important to pay more attention to regional cooperation mechanisms, such as the Mesoamerica Project (PM). The PM experience is an example of a regional coordination mechanism which articulates countries, resources and professional and thematic networks for the development of a cooperation laboratory which amounts and horizons are more ambitious than those of traditional South-South and Triangular Cooperation. In other latitudes, initiatives such as CARICOM or MERCOSUR also display complex technical and political working mechanisms.

In relation to BAPA+40 call for a better management of alliances for development, there are still opportunities for regional complementarity. Much has been written about the importance of setting common agendas among different cooperation stakeholders in the region but there is a lack of information about the importance of looking for synergies amongst the multiplicity of spaces and mechanisms of programmatic, political or commercial coordination existing in Ibero-America.

In short, changes in the international context have modified the notion of development and its measurement. The integration of new stakeholders to Ibero-American debates on development and the redefinition of their role in international cooperation, are symptoms of these changes. As a reflection of these, cooperation among different stakeholders goes beyond an alliance for specific projects or for searching new resources for development. It is challenging to coordinate interests and heterogenous objectives with private companies, civil society, academia and decentralized governments to face development problems and current phenomena.





CHAPTER

REPORT ON SOUTH-SOUTH
COOPERATION IN IBERO-AMERICA 2019

southsouth

Chapter II

Ibero-America and Bilateral South-South Cooperation

This second chapter of the *Report on South-South Cooperation in Ibero-America 2019* is dedicated to the systematization and analysis of projects and actions in which Ibero-American countries participated under one of the three modalities recognized in this space: Bilateral South-South Cooperation. This modality, as shown in Chart II.1, is the one which has registered, throughout the last decade, a larger relative importance. Consequently, it can be argued that 8 out of 10 of the more than 8,200 South-South Cooperation initiatives which were exchanged by the countries of the region in the 2007-2017 period, have been implemented under this modality.

In this sense, and taking advantage of the accumulated information the region currently has after twelve editions of the *Report of South-South Cooperation in Ibero-America*, the chapter addresses the analysis of this modality combining a double temporal perspective: on the one hand, that related to what occurred with the initiatives which were under execution in 2017 (this being the last year of which there is available data); and, on the other hand, the perspective that affects the historic evolution of this modality up to 2017, considering 2007 as the starting point, year in which the first edition of this report was published. The combination of this double perspective significantly enriches not only this analysis but also its results, as it broadens the possibility of its contextualization.

According to the aforementioned, the chapter analyzes Bilateral South-South Cooperation in which Ibero-American countries participated in 2017 and, considering, when necessary, what occurred during the last decade, makes emphasis on relations between countries, on the way in which specific capacities were strengthened and, especially, on the possible and potential alignment of South-South Cooperation to the 2030 Agenda, boosted to guide countries' efforts to achieve Sustainable Development.

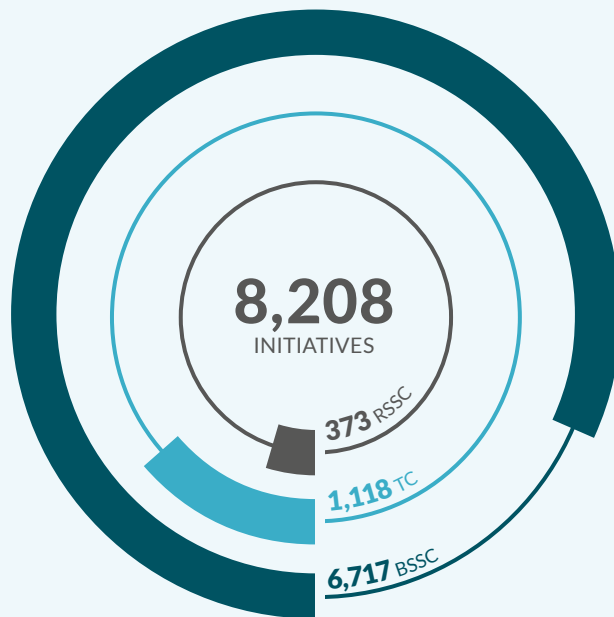
BOX II.1

**SOUTH-SOUTH COOPERATION IN IBERO-AMERICA:
ACCUMULATING MORE THAN 8,200 EXCHANGES**

The work that since 2007 has been led by the Ibero-American General Secretariat (SEGIB), along with the Ibero-American Program for the Strengthening of South-South Cooperation (PIFCSS) and with its member countries, has enabled an accumulation of knowledge on South-South Cooperation, in its different recognized modalities, which is unprecedented for a developing region. Proof of this are, without any doubt, the twelve editions of this report, together with the commemorative book “A decade of South-South Cooperation in Ibero-America”. However, there are other important and equally relevant milestones which are worth highlighting, among which is, since 2015, the design and implementation of the only existing online data platform on South-South Cooperation in a developing region: the Ibero-American Integrated Data System on South-South and Triangular Cooperation (SIDICSS by its Spanish acronym).

In fact, and although its implementation is more recent, an exercise of data migration has enabled SIDICSS to gather all the initiatives that, since 2007, coinciding with the first edition of this Report, Ibero-American countries have registered and validated to explain South-South Cooperation in which they have participated throughout this period. This data accumulation enables the reconstruction of this cooperation’s most recent history and is summarized in the number shown in the first graph which disaggregates, by modalities, the 8,208 SSC actions, projects and

SSC INITIATIVES UNDER EXECUTION, BY MODALITY. 2007-2017. In units



Source: SEGIB based on Agencies and General Directions for Cooperation

programs which have been under execution in at least one of the years of the 2007-2017 period.

As is illustrated in the graph, the larger part (8 of every 10) of South-South Cooperation exchanges which took place in the considered period were developed under a Bilateral modality, followed by the boost to Triangular Cooperation initiatives (more than 1,000, equivalent to a 13.6% of the total executed), arranged by relative importance, while almost 375 initiatives (4.5% of the total) were executed under a Regional modality.

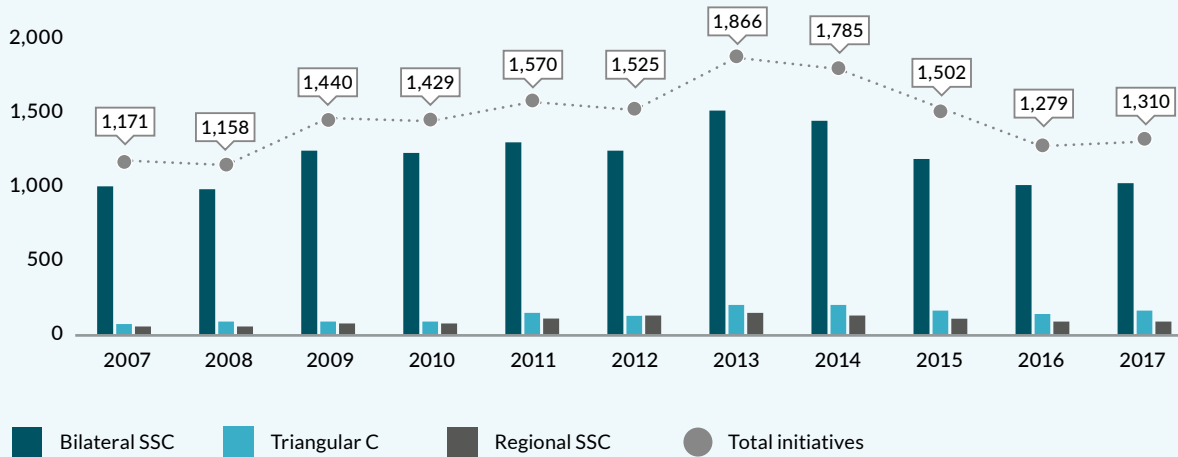
This data accumulation also enables the reconstruction of the 2007-2017 period historical series, which is displayed in the second graph. In fact, this image reveals the evolution of actions, projects and programs which, year after year, were under execution, not only under each of the three SSC modalities which are recognized in this space (Bilateral, Triangular and Regional) but also in its aggregated total. Indeed, and as the graph shows, the total of initiatives under execution throughout 2017, more than 1,300, represents a number

CONTINUES ON P. 40

FROM P. 39

EVOLUTION OF SSC INITIATIVES UNDER EXECUTION, BY MODALITY. 2007-2017

In units



Source: SEGIB based on Agencies and General Directions for Cooperation

which is 11.8% higher than the one registered in 2007, when total exchanges climbed to 1,171. This increase, equivalent to 139 initiatives, has followed an irregular trajectory: an intense increase in the 2007-2013 period, when an average growth rate of 8.6% enabled the total of programs, projects and actions to reach a historical maximum close to 1,900; a deceleration, between that same year and 2017, when a negative average growth rate of -8.8% again caused

a downfall in total exchanges, reaching the already mentioned figure of 1,310 SSC initiatives.

Finally, it is worth adding that, the increase of basically 140 exchanges registered in the total amount between 2007 and 2017 was explained, mainly, by Triangular Cooperation's growth dynamic. In fact, 62.2% of this growth responded to the increase of initiatives executed under the Triangular modality: from 88 registered in the first year to

175 in 2017. Another 25% of this final growth was explained by the increase of the Regional SSC executed programs and projects from 50 in 2007 to 105 at the end of the period. As a result, Bilateral SSC variation (from 1,013 to 1,030) hardly explained a 12.2% of the final registered variation.

Source: SEGIB based on Agencies and General Directions for Cooperation

Consequently, the present chapter is structured as follows:

- a) The first section focuses the analysis on the projects and actions which Ibero-American countries were executing, at least at some moment, in 2017. From a regional perspective, this approach enables the dimension of what occurred during that year, the understanding of how many exchanges took place and the identification of their main characteristics. In addition, and to contextualize what happened in 2017, a historical series is designed that reveals which was the registered dynamic for this type of initiatives in the 2007-2017 period.
- b) The second, combines the regional and country focus and analyzes the participation of each one of these in the total of 2017 Bilateral SSC: how intense was their activity and under which role (provider or recipient) was more likely to be executed. In order to illustrate the main results, this section includes some maps (different according to the exercise of each role) in which different colors are assigned to all 19 Ibero-American countries which participate of this modality and the color intensity varies as varies their level of participation.
- c) The third section analyzes the type of relation between Ibero-American countries when developing exchanges under this modality of Bilateral SSC; it shows who exchanged with whom, under what role and with what intensity. Results offered by this analysis, combined with a historic perspective, shed light on to what extent relations between countries have tended to diversify or if, on the contrary, there is a certain preference and even dependence profile between each other.
- d) This chapter then addresses an essential issue, given the technical nature of South-South Cooperation with which this report is developed: the identification of those capacities that were strengthened as a result of countries' exchanges between each other. In fact, and given the adopted perspective, this fourth section enables the analysis not only of strengthened capacities as a result of added efforts, but also of the profile strengthened by each country through its exchanges with the rest of its partners.
- e) The chapter closes with an exercise that goes beyond capacity strengthening and which intends to identify how, through this, the Bilateral SSC in which the region is participating can potentially contribute to advance in the achievement of the 2030 Agenda for Sustainable Development. This is an exercise that continues what has already been done in previous editions of this Report and is supported by the application of a methodology that has been collectively developed by Ibero-American countries, together with SEGB and the Ibero-American Program for the Strengthening of South-South Cooperation (PIFCSS).



*Over the last decade,
Bilateral SSC is the modality
which has registered a greater
relative importance*

II.1

BILATERAL SOUTH-SOUTH COOPERATION PROJECTS AND ACTIONS IN 2017

Throughout 2017, the 19 Ibero-American countries which participate in South-South Cooperation in the Bilateral modality, exchanged, with the rest of their partners of the region, a total of 733 projects and 160 actions which, aggregated, added up to 893 initiatives.

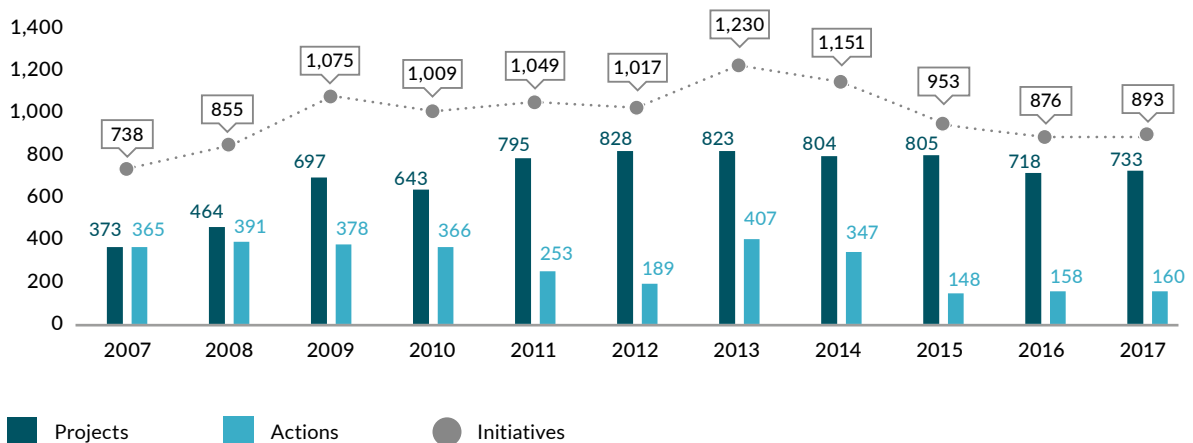
This is suggested in Graph II.1, plotted to depict the evolution of SSC initiatives which were annually being executed by the countries of the region between 2007 and 2017 (first and last years for which data is available). In fact, this Graph also shows similar figures for 2017 and 2016, which would apparently suggest that projects and actions were under execution for more than one year. A deeper analysis of the available data, however, confirms that the region's dynamism is still noticeable and responds, to a large extent, to the boost countries gave, in 2017, to the execution of new projects and actions. Specifically:

- a) In 2017, the total of 893 Bilateral SSC initiatives which were under execution in the region barely presented a slight increase (of 1.9%) compared to those of the previous year (876). This small variation is explained, in turn, by the also low increases registered in the number of projects (2.1% which would raise the final figure from 718 in 2016 to 733 in 2017) and actions (1.3% from 158 to 160).
- b) However, and as was anticipated, these slight variations do not mean that Bilateral SSC in 2017 has not shown a renewed dynamism. Graph II.2 was designed to illustrate this. It differentiates projects and actions that were under execution in 2017, according to the year in which they started: 2017 or before. Its analysis confirms that 95.4% of the 160 actions registered in 2017 were initiated during that same year and that just 4.6% of these were launched some moment before. In relation to projects, approximately 4 out of 10 were also new initiatives, launched in 2017, while 6 out of 10 were extensions of others dated from 2016 (28.2% of the 733 projects) and even from previous years (a remarkable 34.0%).

GRAPH II.1

EVOLUTION OF BILATERAL SSC PROJECTS, ACTIONS AND INITIATIVES. 2007-2017

In units

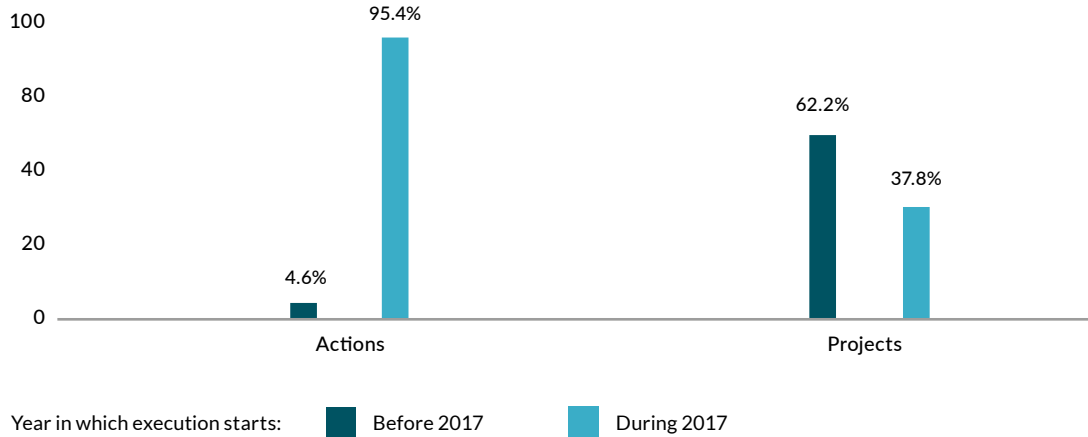


Source: SEGIB based on Agencies and General Directions for Cooperation

GRAPH II.2

DISTRIBUTION OF BILATERAL SSC PROJECTS AND ACTIONS, BY YEAR IN WHICH EXECUTION STARTS

Percentage



Source: SEGIB based on Agencies and General Directions for Cooperation

c) Given the aforementioned, that change dynamic is much more intense in terms of actions rather than of projects coincides with the fact that the latter require longer periods of time to achieve their complete execution. In this sense, Graph II.3 distributes 2017 projects and actions according to the elapsed time between the beginning and the end of its execution (measured in days).¹ Its analysis (based on the available sample)² suggests the following:

- 50% of the projects which were under execution in 2017 correspond to initiatives which implementation period was of between 450 (1 year and 2 months) and 840 days (2 years and 3 months). The other 50% would register significantly variable durations which could oscillate between minimum values of 2-5 days and maximum values of 1,408 (almost 4 years). In addition, and however, incidentally, we could also come across projects which duration is larger, up to 9 years. Given these periods, the average

time required to ensure a project’s complete execution would be of 796 days (slightly more than two years and two months).

- In contrast, periods of time required for the implementation of actions oscillate between ranges of much lower values than the ones registered for projects. In this sense, and as is shown in Graph II.3, actions’ usual duration frequency fluctuates between 1 and 29 days. The possibility however that these actions exceptionally coexist with others of a larger duration (training courses or workshops which count as such, but continue for one or more than one year), explains that these initiatives’ average duration rises and is situated above, in 77 days, equivalent to 2 months and a half.

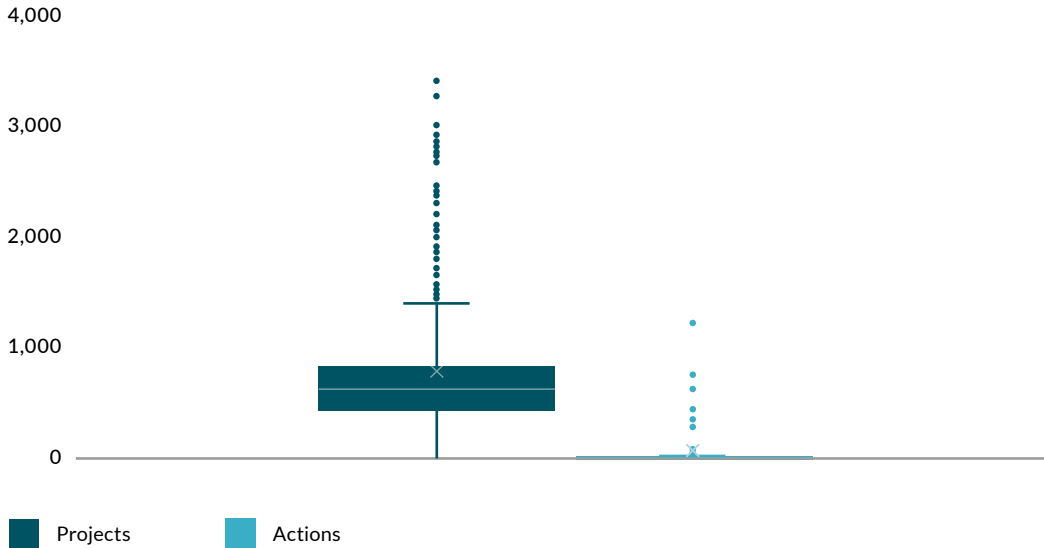
¹ This distribution is presented through a “boxplot” or a “box and whisker plot”. This type of graph enables the distribution of analyzed values in ascending order on the vertical axes, where the minimum (lower horizontal bar) and maximum (upper horizontal bar) values are connected. A “box” is plotted on the vertical line in order to depict the data by quartiles: the first 25% of values is situated between the minimum value (lower bar) and the bottom of the box; the second 25% is situated between the bottom of the box and the value that corresponds to the median, which divides the box into two; the third quartile is situated between the median and the top of the box; and the fourth and last 25%, is situated between the top of the box and the upper horizontal bar (that is, the maximum value). In addition, a number of dots can appear above and/or below the upper and lower bars. These values are considered outliers. Additionally, one of the values situated on the vertical line, marked with a cross, represents the arithmetic mean.

² In order to estimate the duration of an initiative, it is necessary to count with initiatives’ starting and ending dates, simultaneously. Regarding 2017, both dates are available for 90% of SSC actions and 70% of SSC projects.

GRAPH II.3

DISTRIBUTION OF PROJECTS AND ACTIONS, BY DURATION. 2017

In number of days



Source: SEGIB based on Agencies and General Directions for Cooperation

In this sense, the existing distance between projects and actions, in terms of their duration, confirms something that has already been suggested in previous editions of this Report: these two instruments present different dimensions.

An analysis of these 2017 same actions and projects, but in this case considering the required financial resources for their execution, confirms this same idea, which is illustrated in Box II.2.

BOX II.2

AN APPROACH TO BILATERAL SSC PROJECTS AND ACTIONS COSTS

Even today, and in spite of the efforts made in the last years, Ibero-American countries' Agencies and General Directions for Cooperation are still facing enormous difficulties to account for the associated costs of SSC activities in which they participate. Problems to register these costs are evident in the first graph, which was plotted to discriminate between projects and actions and associate each of them with up to 12 different costs' items, depending on the combination that results of

differentiating budgeted and executed costs; what corresponds to the year of the execution (2017) or to the whole initiative cycle; and whether costs are covered by the provider, the recipient or both partners.

Its analysis confirms that the availability of this information is still low and it is even lower for actions (more specific) than for projects (with a larger duration or importance). In fact, the highest available figure would correspond to 32% of a

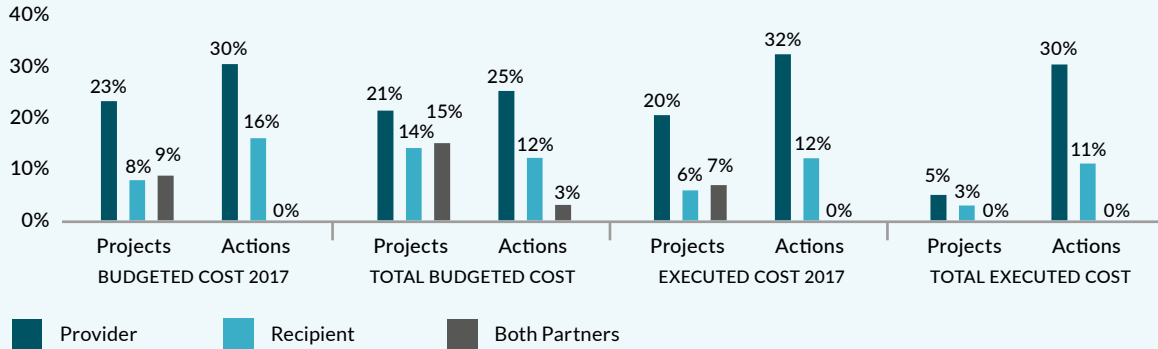
total of 160 actions registered in 2017 and would refer to the cost the provider destined to its execution in that same year. Meanwhile, and in terms of projects, the best-case scenario would enable the identification of the Budgeted Cost (also by provider) in 27% of the 733 exchanged projects during 2017.

CONTINUES ON P. 45

FROM P. 44

DATA AVAILABILITY IN TERMS OF THE DIFFERENT VARIANTS OF PROJECTS AND ACTIONS COSTS. 2017

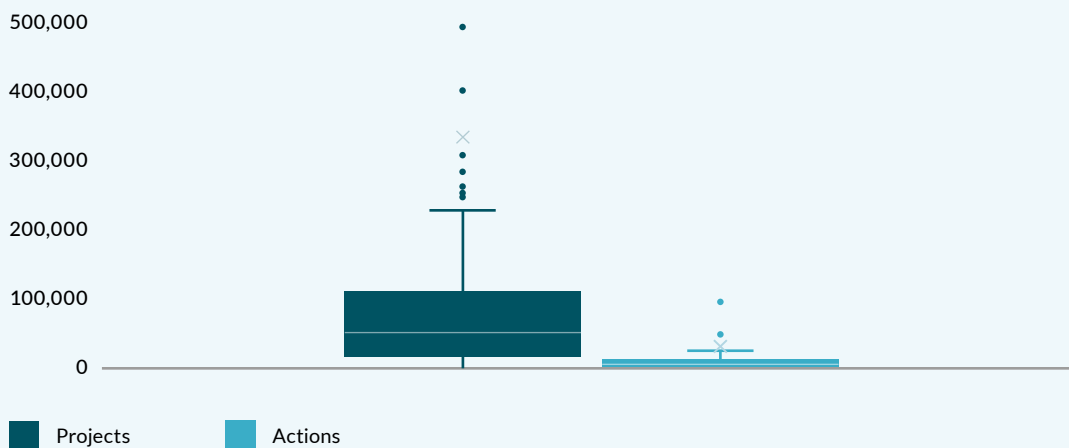
Percentage over the total of projects and actions



Source: SEGIB based on Agencies and General Directions for Cooperation

DISTRIBUTION OF PROJECTS AND ACTIONS ACCORDING TO TOTAL BUDGETED COST, BY PROVIDER. 2017

In dollars



Source: SEGIB based on Agencies and General Directions for Cooperation

Given the aforementioned, low data availability limits the possibility to analyze SSC in terms of costs. Nevertheless, one of the existing options to approach this matter is to develop an analysis of frequencies which considers those figures that are usually repeated in a larger number of occasions. This way, taking 2017 Budgeted Cost as a reference (which is mainly available for projects), and as shown in the graph that was plotted for this purpose, it can be argued that: in 2017, one half of the 23% of Bilateral SSC

projects for which this figure is available, had a total budgeted cost of between 18,309 and 109,122 dollars, covered by the provider. Meanwhile, the other half of this 23% registered lower or higher values than this range, however hardly ever higher than 227,000 dollars. On the other hand, 50% of the total of actions (almost 30) for which this same figure is available, were executed with a total budget of between 495 and 13,310 dollars, covered by the provider. The rest of the values varied and, only very exceptionally,

situated over the barrier of 19,275 dollars. The amounts between which these values oscillate, also suggest projects and actions different dimension, a higher one for the former. This supports the fact that the average total budgeted cost, by provider, had climbed to 333,234 dollars in case of projects and to just 30,643 dollars in terms of actions.

Source: SEGIB based on Agencies and General Directions for Cooperation

Finally, the analysis of 2017 must be completed by the contextualization of what occurred during that year, considering a longer period of time; specifically, the one that begins more than a decade ago, in 2007, corresponding with the first year for which SSC records are available. For that purpose, it is worth turning on again to Graph II.1 and highlight the following:

- a) The total of initiatives which were exchanged in 2017 (893) was 21.0% higher than the one registered 11 years before (738). This outcome results from the combination of two opposite dynamics: on the one hand, the remarkable increase (96.5%) of the number of projects, which almost duplicates the final value from 373 in 2007 to 733 in 2017; and, on the other hand, the significant fall undergone by actions (-56.2%), which explains their reduction to more than a half in a period of 11 years (365 to 160).
- b) In aggregated terms, the different behavior is also reflected in different average growth rates: while projects augmented an average annual rate of 8.3%, actions registered an average reduction pace of -0.4%. This changes the relative importance of both instruments in total exchanges. Indeed, and as it is portrayed in Graph II.1, during these last years, projects have consolidated as the preferred instrument for the implementation of Bilateral SSC: more than 80% of the initiatives in 2017 were SSC projects, while only 20% were actions. This distribution in terms of both instruments contrasts with values registered in the beginning of the analyzed period, 2007, when exchanged initiatives (738) were evenly distributed (50%) around both instruments.

- c) Analysis of the graph also suggests that projects and actions trends have not been stable throughout all the period. In fact, Graph II.1 enables the distinction of, at least, three stages in relation to projects: an intense growth between 2007 and 2011, when the average annual increase was of a high 22.6%; a relative stagnation until 2015; and a progressive fall (-4.4%), until 2017. Meanwhile, changes in terms of actions were even more irregular, with maximum values (115.3% in 2013) which resulted in figures over 400 initiatives. This contrasts with the lowest figure (-57% in 2015) which, during the last 3 years, provokes actions to oscillate between 150 and 160.

II.2

BILATERAL SOUTH-SOUTH COOPERATION IN 2017: A GEOGRAPHICAL PERSPECTIVE

Maps II.1 and II.1.2 were designed to depict the distribution of each of the 19 Ibero-American countries' participation in the 733 Bilateral SSC projects which were exchanged in the region throughout 2017: in the first case, from the providers' perspective, and in the second, from the recipients' standpoint. For this purpose, in each Map, a color is assigned to each country. The color intensity increases as the percentage of participation is in a band with a higher range of values.³

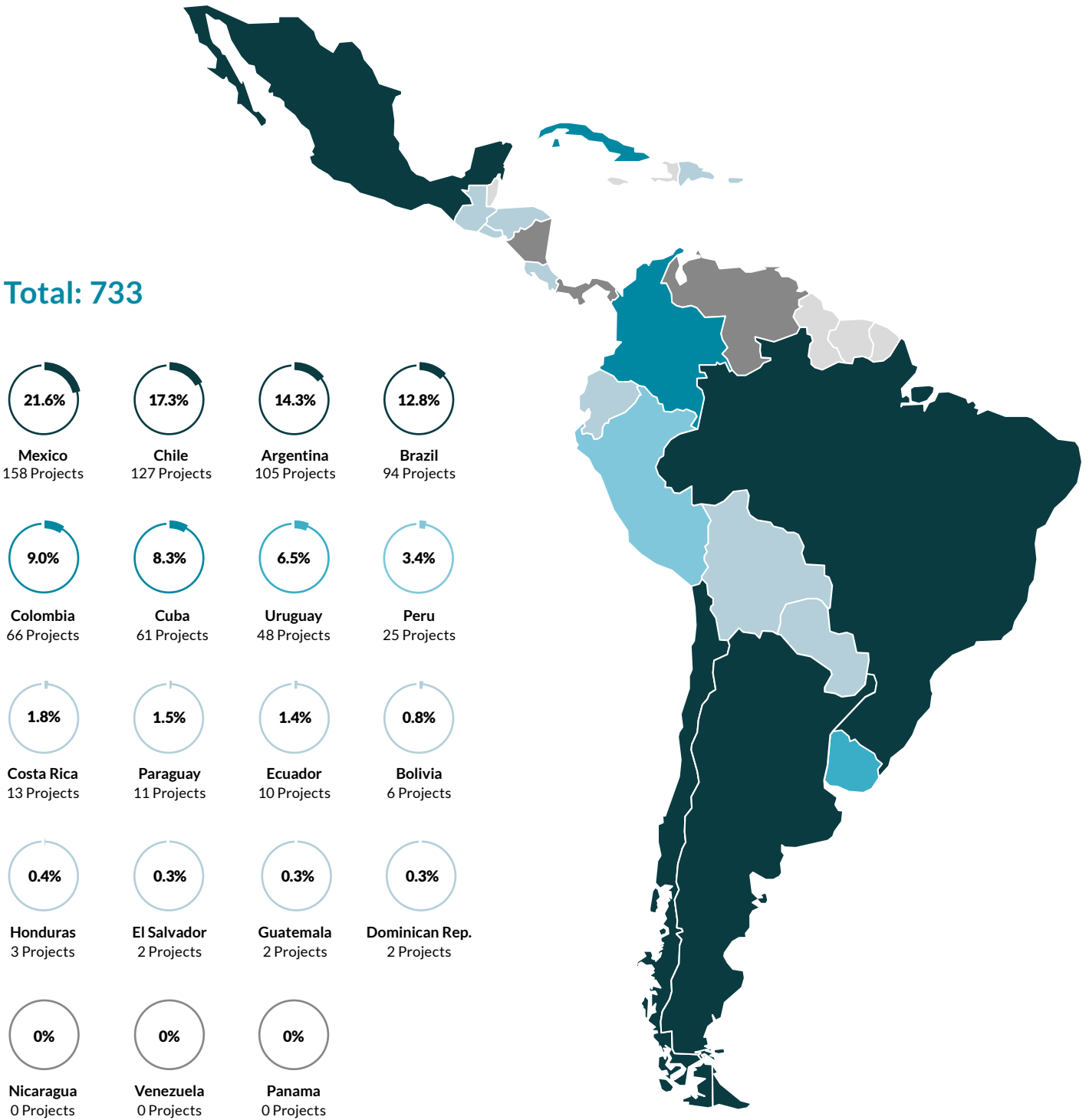
The total number of initiatives exchanged in 2017 was 21.0% higher than that of 2007, a result influenced by the remarkable increase in the number of projects

³ As explained in the legend, participation percentages are distributed in seven bands of different values which go from 0.0% up to percentages higher than 12.6%, every 2.5% percentage points.

MAP II.1

GEOGRAPHICAL DISTRIBUTION OF COOPERATION PROJECTS, BY ROLE. 2017

II.1.1. By provider



Legend: Intensity bands, according to percentage of provided cooperation projects in 2017

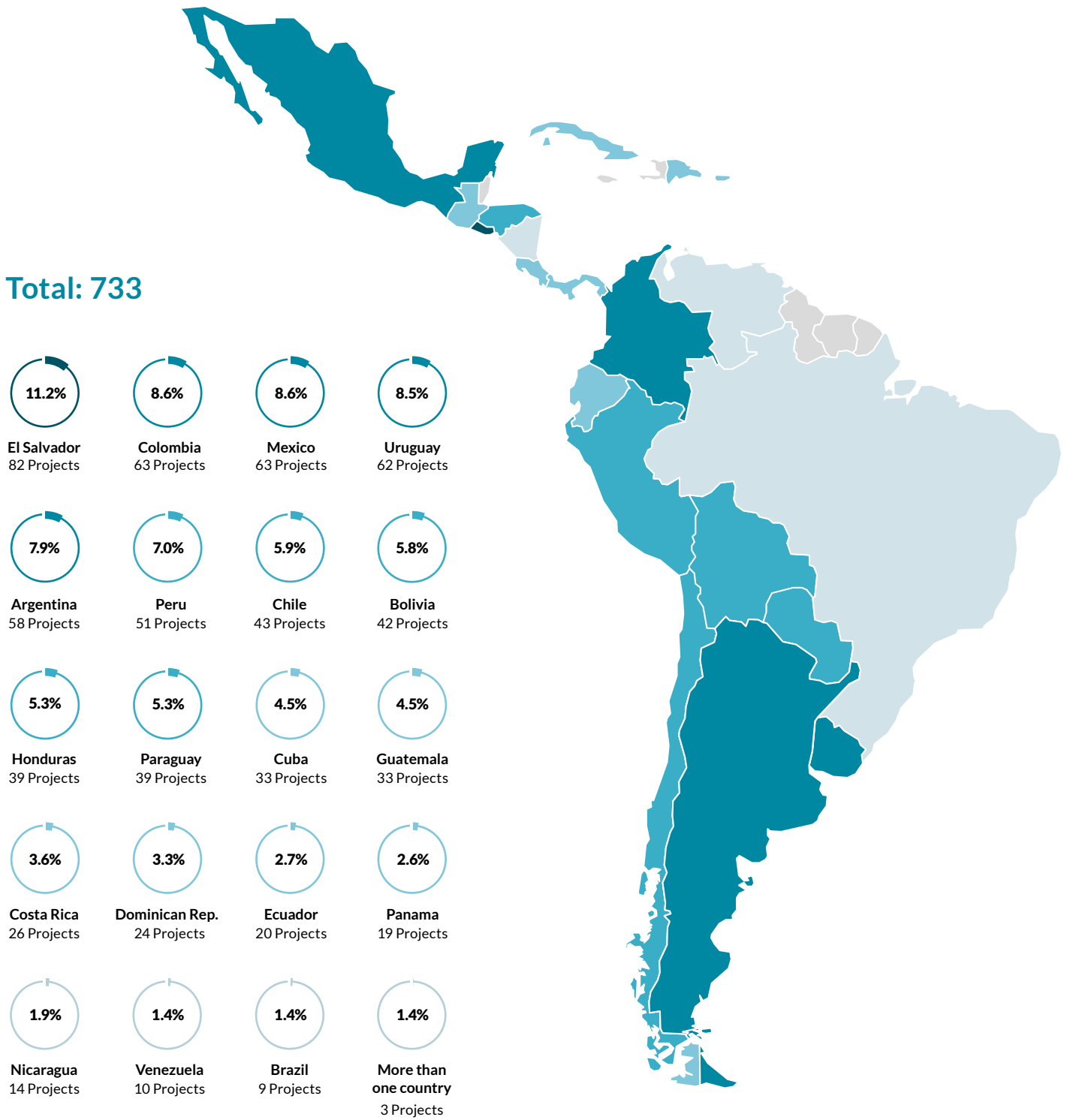
- More than 12.5%
- Between 10.1% and 12.5%
- Between 7.6% and 10.0%
- Between 5.1% and 7.5%
- Between 2.6% and 5.0%
- Between 0.1% and 2.5%
- No projects registered

Source: SEGIB based on Agencies and General Directions for Cooperation

MAP II.1

GEOGRAPHICAL DISTRIBUTION OF COOPERATION PROJECTS, BY ROLE. 2017

II.1.2. By recipient



Legend: Intensity bands, according to the percentage of received cooperation projects in 2017

- More than 12.5%
- Between 10.1% and 12.5%
- Between 7.6% and 10.0%
- Between 5.1% and 7.5%
- Between 2.6% and 5.0%
- Between 0.1% and 2.5%
- No projects registered

Source: SEGIB based on Agencies and General Directions for Cooperation

Consequently, on the one hand and in terms of the intensity with which Ibero-American countries participated as providers in the 733 projects during 2017, analysis of the Map suggests that:

- a) For the second consecutive year, Mexico was the country which participated as provider in a larger number of occasions: in a total of 158 projects, corresponding to 1 out of 5 projects executed in 2017. In terms of relative importance, Chile, Argentina and Brazil followed, the first two with more than 100 projects under execution (127 and 105 respectively), and the third with a close figure (94). Anyhow, these 3 countries relative shares fluctuated between 12.8% and 17.3%; values which, added to Brazil's, result in these 4 countries being responsible for 2 out of 3 of the total of 733 exchanges finally executed in 2017 under this role.
- b) Meanwhile, Colombia and Cuba were providers in a total of 66 and 61 projects, in each case. Their aggregated contribution explained more than 17.3% of total exchanges. In this sense, roles played by countries such as Uruguay (with almost 50 projects as provider) and Peru (with a total of 25) were also important. Together, the participation of these other 4 countries explained slightly more than a quarter (27.7%) of the total of projects which were under execution during some moment in 2017.
- c) Considering the aforementioned, the remaining 11 countries were responsible, to different extents, for the remaining 6.7% of the projects exchanged in 2017 (almost 50). Countries such as Costa Rica, Paraguay and Ecuador stand out in this group. With 10, 11 and 13 projects respectively, these countries increasingly combined the recipient and provider roles in Bilateral SSC. This also occurred with other Andean and Central-American countries that have traditionally been recipients, which in 2017 burst as providers in 6 projects (Bolivia), 3 (Honduras) and 2 (El Salvador and Guatemala), together with 2 projects executed by the Dominican Republic. In addition, during 2017, only 3 countries (Nicaragua, Panama and Venezuela) were not Bilateral SSC providers.

On the other hand, regarding what occurred with country's participation under the recipient role, and according to Map II.1.2, it can be argued that:

- a) As it has been uninterruptedly occurring since 2013, El Salvador was the country which, in 2017, participated in a larger number of projects under the recipient role: specifically, in 82, corresponding to 11.2% of the total exchanges during this year. Four other countries followed El Salvador with about 20 initiatives more. These four had a significant role both under the provider and the recipient roles: Colombia, Mexico, Uruguay and Argentina, each one of them with between 63 and 58 projects which, aggregated, account for a third part of the 733 projects which were under execution in 2017.
- b) Meanwhile, basically 3 out of 10 projects registered in 2017, were received by Honduras together with the other 4 countries which, from north to south, would shape a strip in the western part of the continent (Peru, Bolivia, Paraguay y Chile). In fact, each one of them would participate in a number of exchanges which would fluctuate between 40-50.
- c) Another fifth of the total of the 733 projects under execution in 2017 is explained by the participation, under the recipient role, of 6 countries: Cuba, Guatemala, Costa Rica, Dominican Republic and Panama, in the Central-America and Caribbean regions; together with Ecuador, in the Andean region. The number of projects in which each of these participated, under the recipient role, would fluctuate between Panama's 19 and 33 of the largest of the West Indies', corresponding, in turn, to a relative share between 2.6% and 4.5%.
- d) According to the above, the 16 countries that have been mentioned up to this point would be responsible for more than 95% of the total exchanges in which countries participated under the recipient role. The remaining 4.5% would be completed with contributions from Nicaragua (14 projects), Venezuela (10) and Brazil (9). In addition, there would be 3 projects (vaguely 0.4% of the total) in which several countries (Central-American and Andean) would simultaneously share the recipient role.⁴

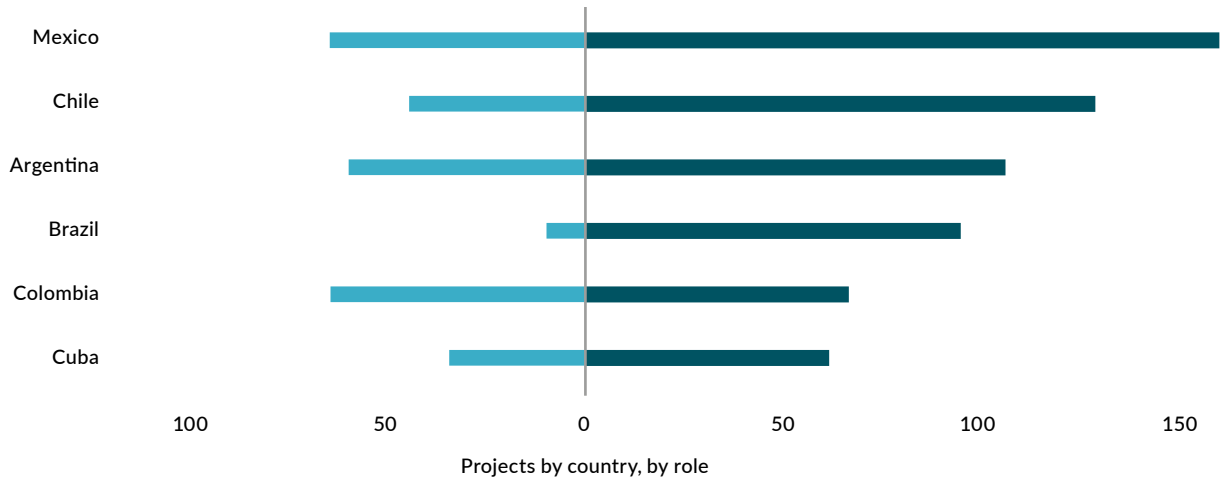
⁴The recipient role would be shared in 2 projects in which Colombia is the provider; Guatemala and Costa Rica would be recipients in the former while Bolivia, Honduras, El Salvador and Peru would be in the latter; and in a third project in which Mexico would be the provider and Costa Rica and Panama would be the recipients.

GRAPH II.4

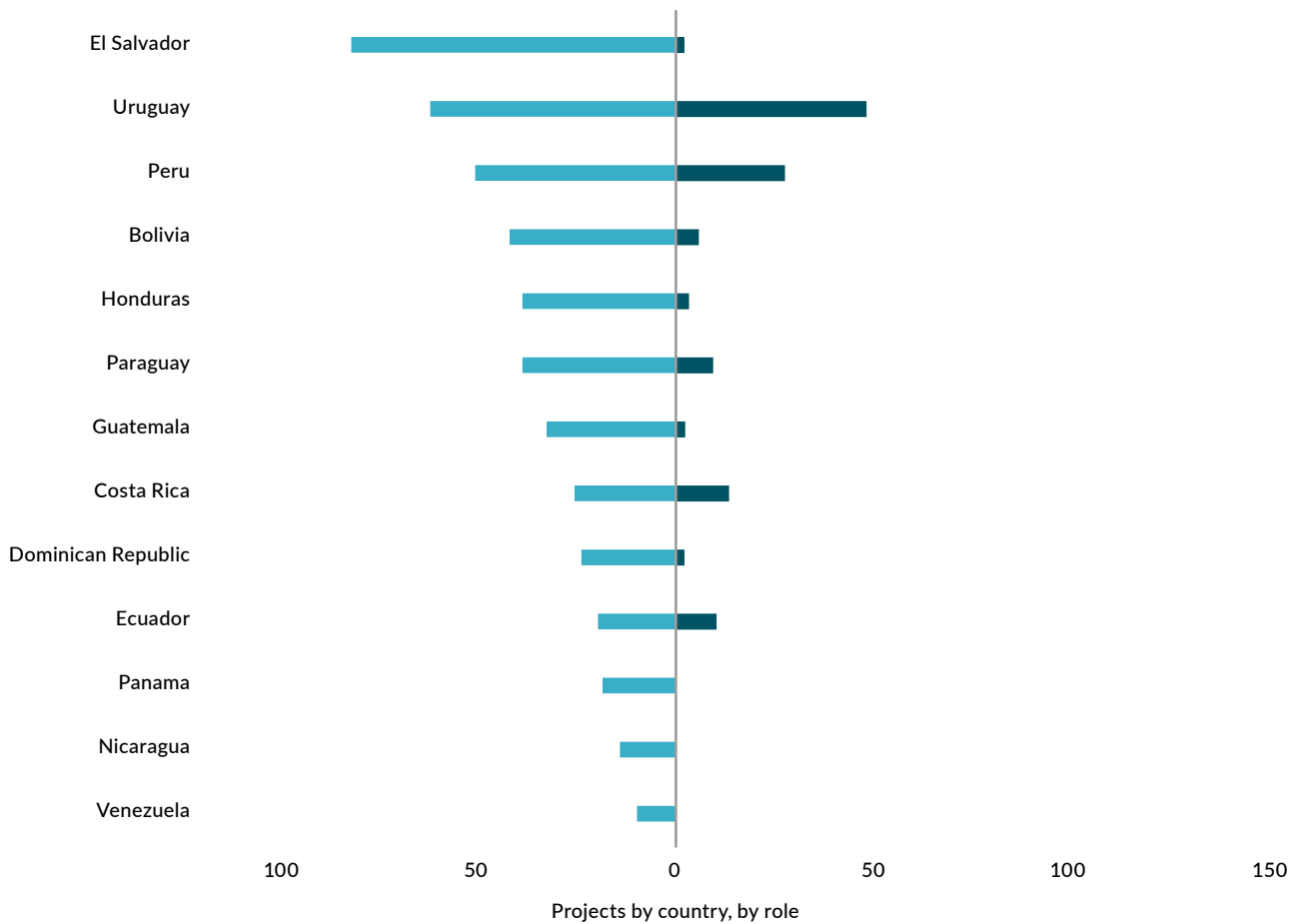
BILATERAL SOUTH-SOUTH COOPERATION PROJECTS PROVIDED AND RECEIVED, BY COUNTRIES. 2017

In units

II.4.1. Countries with a predominantly provider role



II.4.2. Countries with a predominantly recipient role



■ N° Projects provided ■ N° Projects received

Source: SEGIB based on Agencies and General Directions for Cooperation

In addition, the intensity through which these 19 countries participated in 2017 in Bilateral SSC, acting as providers and/or as recipients, can be also analyzed from another perspective: one which enables the understanding of how each country has combined both roles. For this purpose, Graphs II.4.1 and II.4.2 were plotted; they portray in how many projects each country participated as recipient (bars situated to the left of the vertical axis), and in how many as provider (bars to the right). In fact:

- a) The first (II.4.1) assigns and distributes that total of projects in the 6 countries (from Mexico to Cuba) which participated of Bilateral SSC predominantly as providers, which also means that the provider-recipient ratio was equal or higher than 1.
- b) The second (II.4.2), does the same with the 13 countries (from El Salvador to Venezuela) which were predominantly recipients. In this case, the proportion is inverse and the value which is equal or higher than 1 is the recipient-provider ratio.

An analysis of Graphs II.4.1 and 2 reveals the following:

- a) With reference to the six countries which participated in a larger number of projects under the provider role, and for which, in addition, this role was predominant (Graph II.4.1), the developed provider-recipient ratio enables the distinction of several behavior patterns:
 - First, Colombia's, a country with a clear dual role, for which the proportion between what it provided (66) and what it received (63), is almost equivalent and equal to 1;
 - Second, Cuba's and Argentina's, in which what was provided (61 and 105 respectively) hardly duplicated (1.8) what was received (33 and 58, in each case);
 - On the other hand, Mexico and Chile would stand out, which provider-recipient ratio would raise from 3 to 1 (158 and 127 under the provider role, respectively, compared to 63 and 43 as recipients);
 - Finally, the most distinctive pattern was Brazil's, for which the proportion of the number of projects in which it acted as provider (94) and as recipient (9), climbed from over 10 to 1.
- b) Meanwhile, for those countries which predominantly participated of Bilateral SSC in 2017 under the recipient role (Graph II.4.2), recipient-provider ratios oscillated between Uruguay's minimum value (of 1.3, close to 1, when combining 62 and 48 projects under each role respectively) and El Salvador's maximum value (main recipient in 2017 with 82 projects which had a proportion of 41 to 1 together with the 2 initiatives in which this country started acting as provider). Several behavior patterns can be situated in these extremes' margins:
 - On the one hand, Peru, Costa Rica and Ecuador were, together with already mentioned Uruguay, the countries which mostly committed to performing a dual role, with relatively low recipient-provider ratios, between the already mentioned 1.3 corresponding to Uruguayan cooperation up to around 2, corresponding to the other three countries.
 - On the other hand, the rest of the countries which were predominantly recipients, can be grouped as the difference in the number of received and provided projects increases. The first group would be formed by Paraguay and Bolivia. The number of projects in which these two countries participated as recipients (around 40 each) tended to multiply the projects in which they participated as providers (9 and 6) between 4.3 and 7 times. The second group would be formed by the Dominican Republic, Guatemala and Honduras, with between 24 and 39 projects received and hardly 2 or 3 specific initiatives provided. This rises the proportion between both groups up to 12 or even 16.5 to 1. Finally, it is worth mentioning Nicaragua, Panama and Venezuela, which, as already mentioned, only counted from the recipient role.

The intensity with which Ibero-American countries participated in the total of Bilateral SSC projects which were under execution in 2017, both acting as providers and recipients, as well as the manner in which each of them combined the exercise of both roles, results of a process of years throughout which SSC has tended to be more diverse and inclusive: more countries uniting efforts and exchanging with others capacities that, undoubtedly, contribute not only to their own strengthening but also to the reinforcement of the whole region. At the very least,

this is suggested in Box II.3, which contextualizes what occurred in 2017 in a broader period of time, which beginning is set in 2007, first year for which data is available. In order to determine the changes that could have occurred, the exercise recurs to concentration and dispersion indicators, already used in previous editions of this report, with which it is possible to draw interesting conclusions regarding trends followed by countries' shares.

BOX II.3

TOWARDS A MORE DIVERSE AND INCLUSIVE PARTICIPATION: THE 2007-2017 PERIOD

When comparing the 2007-2017 period data regarding the way in which the Ibero-American countries participate in executed Bilateral SSC projects, both as providers and as recipients, relevant changes can be noticed. More specifically:

- a) On the one hand, countries which are capable of being providers are increasing: 10 in 2007 compared to 16 in 2017. In fact, countries which were originally recipients and could hardly perform a second role during the first years, are providers with a rising significance today. The following examples illustrate the former appreciation well enough. In 2007, Uruguay acted as provider in only 1 project, while in 2017 it promoted up to 48 projects. Also, Costa Rica and Peru, both with only 1 project as providers in 2007, promoted up to 13 and 25 projects respectively, 11 years later.
- b) On the other hand, countries which in 2007 already led the Bilateral SSC list as providers (such are the cases of Argentina, Mexico, and Chile, just to mention some of them), but hardly registered participation as recipients, demonstrated their strength in 2017 combining a growing dual role. Particularly as recipients, in 2007, Argentina participated in only 3 projects, Mexico in other 3 and Chile in 2. In contrast, in 2017, the number of these initiatives for each of these countries had significantly increased up to 58, 63 and 43, respectively.
- c) Additionally, there seems to have been a reduction in the distance between countries' relative share in each year, in the total number of projects, both as providers and as recipients. In fact, in 2007, the minimum provided by one country represented 0.0% in a total of 321 registered projects, while the maximum was a high 30.0%. The country which received the least represented a 0.6% of the total and the one which received the most, represented 12.8%. Data regarding the 733 exchanged projects in 2017 showed a smaller gap: between 0.0% and 21.0% for the first case (9 points less than 11 years before); and between 1.2% and 11.2% for the second case (2.1 percental points less).
- d) The aforementioned data also confirms another trend: in terms of provision, the existing distance between the minimum and the maximum share is always higher than in the reception.

CONTINUES ON P.53

FROM P. 52

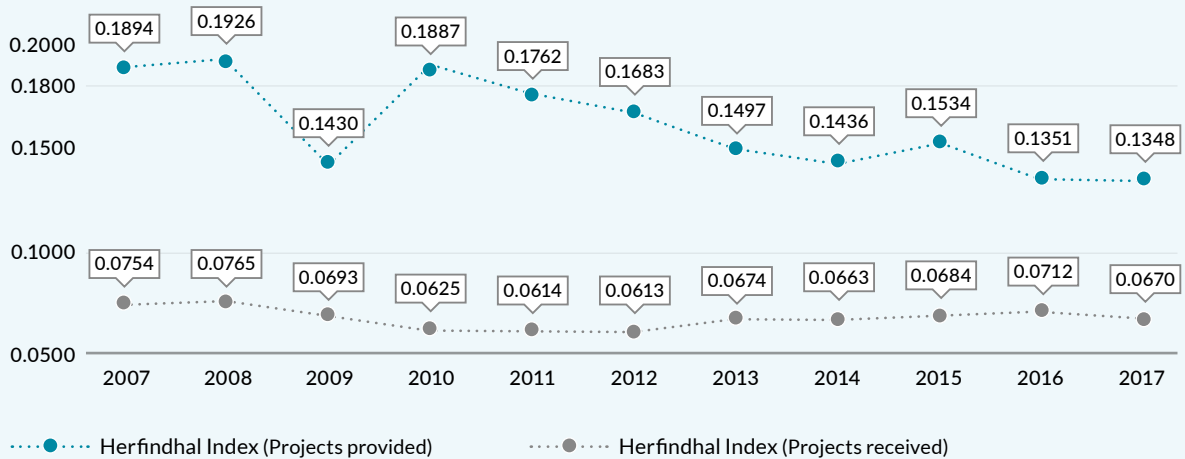
Intuitively, the former suggests Bilateral SSC is more concentrated among countries when they perform the role of providers rather than recipients. It also reveals the tendency that this difference becomes increasingly less remarkable, given that Ibero-American countries are diversifying the way (and the role) in which they participate in Bilateral SSC. The application of an indicator is needed to verify this rigorous assumption: the Herfindahl Index (HI) is an indicator which measures the degree of concentration and dispersion of international trade or a country's share in this. When adapted to SSC, the HI synthesizes two types of information in a unique

value between 0 and 1: 1) what happens with "concentration" in terms of the number of countries (more or less) which took part in the exchanges both as providers or recipients; and 2) the "dispersion" shown by the values of these participations (between very distant minimums and maximums, or between very close values). The value range in which this index varies, determines its interpretation:

- a) A value lower than 0.1000 indicates that SSC is "diversified" (more countries are participating and their relative shares in the total are relatively close).
- b) Values between 0.1000 and 0.1800 reveal a "moderate concentration" of SSC (a smaller number of countries are participating in SSC with an increasing dispersion between maximum and minimum shares).
- c) If higher than 0.1800, SSC is "very concentrated" (an increasingly reduced number of countries with relative share values which are progressively far away from each other).

EVOLUTION OF THE DEGREE OF CONCENTRATION AND DISPERSION OF BILATERAL SSC PROJECTS, BY COUNTRIES' ROLE. 2007-2017.

Herfindhal Index, with four decimals



Source: SEGIB based on Cooperation Agencies and General Directions for Cooperation

CONTINUES ON P. 54

FROM P.53

Considering all the above mentioned, a graph was designed to illustrate the HI evolution in terms of Bilateral SSC projects which were executed in the 2007-2017 period. The HI was calculated first for countries which participated as providers, and second, for countries which participated as recipients. The graph confirms what data intuitively suggested.

a) First, during the whole 2007-2017 period, the line linking the annual values of the HI for provided projects is situated in the upper part of the graph while the line of the HI calculated for the received projects is situated in the bottom. This, together with the constant

gap between both lines suggests, as expected, that countries' participation in annually exchanged Bilateral SSC projects is always more concentrated from the providers' perspective (less countries with relative shares which are more apart) than from the recipients' perspective (more countries participating and with relative shares which are nearer).

b) Second, both lines' trend is descendant and this descent is even more remarkable when the HI is measured for providers. This should confirm countries' progressive participation in Bilateral SSC in the exercise of both roles. In fact, in 2007, HI

values suggested a high concentration among a few providers (0.1894) and a diversified SSC between recipients (0.0754). In 2017, countries' progressive participation in Bilateral SSC in both roles and with an increasing number of projects, justifies the reduction of both values: providers' HI to 0.1348 (a value which can be associated with a "moderate concentration") and recipients' HI to 0.0670.

Source: SEGIB based on Cooperation Agencies and General Directions for Cooperation

Finally, Maps II.2.1 and II.2.2 were designed to show the intensity with which Ibero-American countries participated in the 160 Bilateral SSC actions that were under execution during some moment in 2017, both under the provider and recipient roles, respectively. Their analysis suggests the following:

a) Bilateral SSC actions offered in 2017 were significantly concentrated in 4 countries: Peru, Colombia, Mexico and Chile which, under this role, participated in 38 and 21 actions, respectively. Their aggregated contribution explained more than two thirds (68.8%) of the 160 registered actions. Another fifth resulted from the contributions of Costa Rica, Guatemala and El Salvador (5-7 actions in each case) on the one hand, and Ecuador's and Argentina's, on the other hand. In addition, the remaining 11.9% of the actions (a total of 19) is explained by specific exchanges of up to 9 countries: Honduras, Nicaragua and Panama in Central-

Bilateral SSC actions provided in 2017 were highly concentrated in 4 countries: Peru, Colombia, Mexico and Chile

America, Cuba and the Dominican Republic in the Caribbean; and Bolivia, Brazil, Paraguay and Uruguay in South-America. Meanwhile, the only country which did not act as provider of Bilateral SSC actions in 2017 was Venezuela.

- b) On the other hand, the fact that the second Map combines less intense colors than the first one (II.2.1), suggests that received actions were less concentrated than provided ones.⁵ This way, Peru was again the most dynamic country, participating in 34 actions, corresponding to 21.3% of the 160 registered. Three countries with more uneven relative shares followed: Guatemala, with 32 initiatives, corresponding to another 20% of the total; Colombia and Ecuador, with 20 and 15 actions which represented 12.5% and 9.4%, in each case. When Bolivia (recipient in 10 actions) is added to these 4 countries, 2 out of 3 of 2017 total actions (160), are explained.
- The remaining third adds the contribution of up to 12 countries: on the one hand, contributions of Honduras, El Salvador, Costa Rica, the Dominican Republic and Chile, with between 5 and 7 exchanges respectively, which, aggregated, represent 18.8% of the total; on the other hand, inputs from Mexico, Panama and Cuba, together with Argentina, Paraguay, Uruguay and Brazil, which, with between 1 and 4 specific exchanges, add another 11.9%. In addition, other 3 actions must be considered as part of these exchanges, in which several countries shared the reception, including Nicaragua and Venezuela which, in 2017, only acted as recipients in Bilateral SSC actions that were shared between more than one country, but did not individually acted as recipients.
- c) Finally, and considering the way in which Ibero-American countries combined both roles in terms of provided and received actions, it is worth highlighting the way in which Peru participated in the exchanges, performing a dual role and explaining the highest number of actions both as provider (38) and as recipient (34), ratio which is very close to 1 (1.1). Another remarkable country was Colombia (second provider and third recipient, in terms of relative importance) which combined the exercise of both roles in 27 and 20 occasions, respectively, with a ratio of 1.4. Although there were other countries which had similar provider-recipient ratios (around 1.4 and 1.5), their share always considered a much lower volume of actions which, aggregated, were no higher than 10-12. For example, Costa Rica, Argentina and Uruguay, with a ratio provider which favors the provider, as well as El Salvador, with a predominantly recipient profile.⁶

⁵ In fact, calculated Herfindahl Indexes for the way in which countries participated, both under the provider and the recipient roles, augmented, respectively, to 0.1341 and to 0.1228. This means that, in both cases, Bilateral SSC was "moderately concentrated" but, in any case, was slightly higher in terms of providers (Map II.2.1) than in terms of recipients (II.2.2).

⁶ In order to illustrate, Costa Rica combined 7 actions as provider and 5 as recipient and El Salvador does inversely (5 and 7, respectively).

MAP II.2

GEOGRAPHICAL DISTRIBUTION OF COOPERATION ACTIONS, BY ROLE. 2017

II.2.1. By provider



Legend: Intensity bands, according to the percentage of provided cooperation actions in 2017

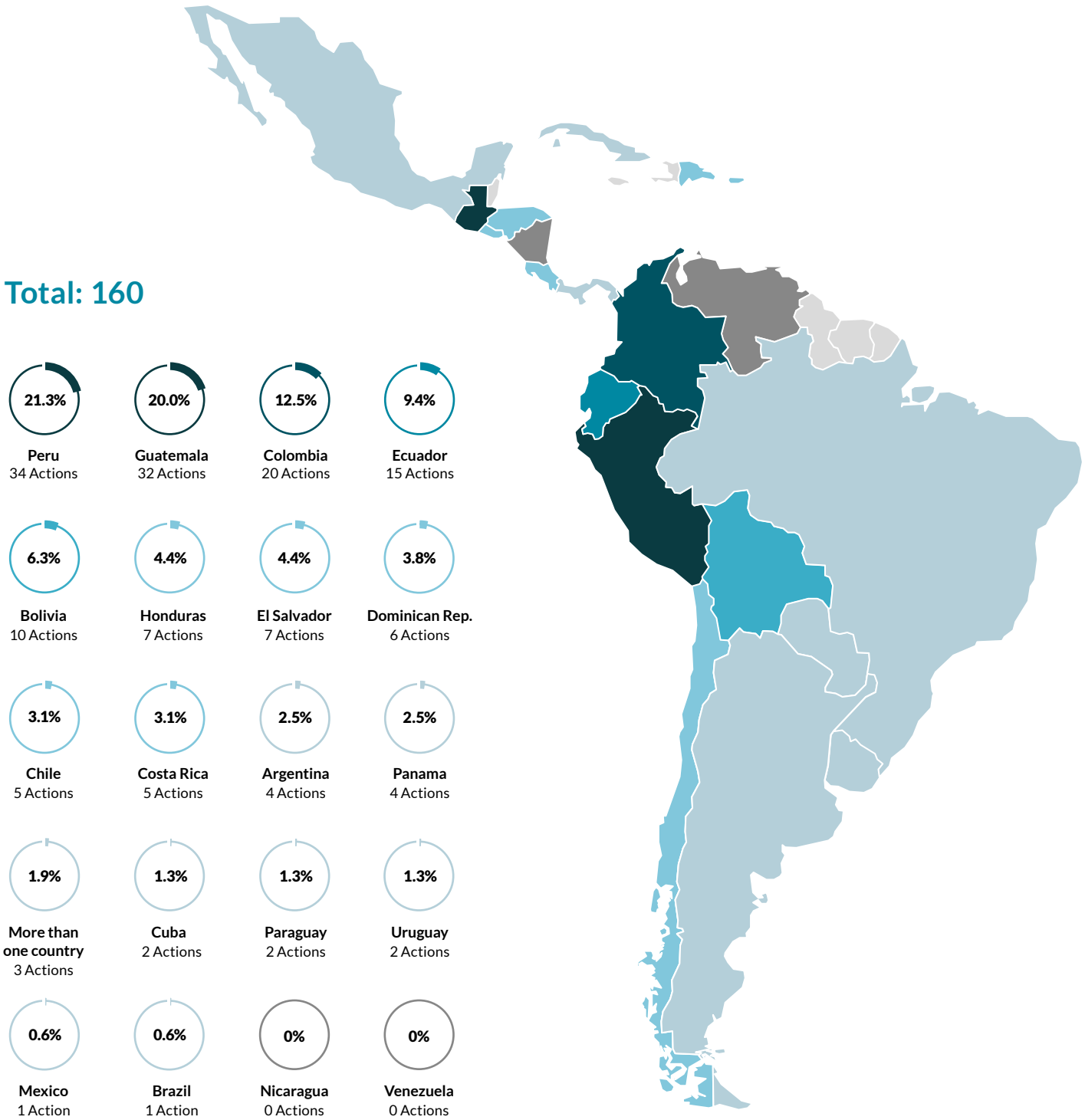
- More than 12.5%
- Between 10.1% and 12.5%
- Between 7.6% and 10.0%
- Between 5.1% and 7.5%
- Between 2.6% and 5.0%
- Between 0.1% and 2.5%
- No actions registered

Source: SEGIB based on Agencies and General Directions for Cooperation

MAP II.2

GEOGRAPHICAL DISTRIBUTION OF COOPERATION ACTIONS, BY ROLE. 2017

II.2.2. By recipient



Legend: Intensity bands, according to the percentage of received cooperation actions in 2017

- More than 12.5%
- Between 10.1% and 12.5%
- Between 7.6% and 10.0%
- Between 5.1% and 7.5%
- Between 2.6% and 5.0%
- Between 0.1% and 2.5%
- No actions registered

Source: SEGIB based on Agencies and General Directions for Cooperation

II.3

COOPERATION AND EXCHANGE RELATIONS BETWEEN COUNTRIES: A CHARACTERIZATION

Matrixes II.1 and II.2. were designed for a further understanding of the way in which Ibero-American countries participated in the 733 Bilateral SSC projects and 160 actions exchanged in 2017. These matrixes are an appropriate instrument to organize each country by income category,⁷ in their double role of provider (upper row) and recipient (left column), as well as to identify associations between them, the combination of roles and exchange volumes. This information is synthesized in each of the cells where rows and columns intersect. Additionally, the sum of the different cells, for each row and each column, reveals, respectively, information regarding the total of initiatives in which each country took part as provider (last column) and as recipient (last row). The sum of all the cells of these last row and column coincides with the total of all the initiatives exchanged between the countries of the region in 2017; that is, 733 projects (Matrix II.1) and 160 actions (Matrix II.2).

This way, and regarding projects, analysis of Matrix II.1 suggests the following:

- a) On the one hand, when considering that all 19 Latin American countries participated in Bilateral SSC, and all of them could play either role, these matrixes show that each exchange can be associated with 342 possible combinations of partners and roles.⁸ In 2017, however, and as shown in Matrix II.1, not all possible combinations took place, but just 139 were different, corresponding to 40% of the total.
- b) The above mentioned occurs due to the fact that not all countries are capable of exchanging cooperation with the other 18. In fact, the maximum possible associations, with each and every Latin-American partner, only occurred in Brazil's and Cuba's cases, as recipients. Meanwhile, under the provider role, Colombia registered the maximum number of possible combinations with other countries, associating with up to 14 partners.
- c) In terms of exchanges' intensity, a third (almost 50) of all associations was achieved through specific exchanges (1 or 2 projects). The rest (almost 90) fluctuated between the simultaneous execution of 3 projects, and a maximum of 30, which resulted from the association of Mexico and El Salvador as provider and recipient, respectively.
- d) Finally, Matrix II.1 highlights another association: the one established between Mexico and Chile, which exchange a total of 27 projects. This value's singularity relies on the fact that it matches in either one of the two cells which combine these two countries, regardless which country is the provider and which is the recipient. This can be explained due to the fact that 26 of those 27 projects (in parentheses) are "bidirectional": this is, initiatives in which, according to definitions adopted within the Ibero-American space, both countries indistinctively participate both as provider and as recipient, which ensures reciprocity and shared responsibilities. In fact, for more than one decade, Mexico has been implementing its cooperation with Chile, and also with Uruguay (15 "bidirectional"), through the so-called Mixed Cooperation Funds, developed to facilitate the compliance of these conditions. Box II.4 describes these experiences and further details on their procedures and results.

⁷ As is signified on both matrixes' footnotes, countries are arranged according to World Bank's criteria, dated July 1st, 2019, and their resulting classification as Lower Middle-Income Country (LMIC), Upper Middle-Income Country (UMIC), and High-Income Country (HIC) and, within these categories, in alphabetical order.

⁸ Each of the 19 countries can associate with the other 18, as either provider or recipient. In this sense, the different possible combinations of partners are calculated by multiplying 19 by 19, then subtracting the 19 combinations in which the country would associate with itself (342 in total). This number coincides with the total number of inner cells which make a "basic" Matrix. It is worth highlighting that, as occurred in 2017, the possibility that one provider can associate with more than one recipient at a time, must be considered, which would further broaden the margin of possible options.

MATRIX II.1

BILATERAL SOUTH-SOUTH COOPERATION PROJECTS. 2017

In units

| PROVIDERS ↓ | | RECIPIENTS | | | | | | | | | | | | | | | | | | | TOTAL | |
|----------------|--------------|------------|-------------|-----------|-----------|-----------|----------|-----------|------------|-----------|-----------|-----------|-----------|-----------|-----------|--------------|-----------|-----------|-----------|-----------|----------|-----------------------|
| | | LMIC | | | | UMIC | | | | | | | | | | | HIC | | | | | |
| | | Bolivia | El Salvador | Honduras | Nicaragua | Argentina | Brazil | Colombia | Costa Rica | Cuba | Ecuador | Guatemala | Mexico | Paraguay | Peru | Dominican R. | Venezuela | Chile | Panama | Uruguay | | More than one country |
| LMIC | Bolivia | | 3 | | | | 1 | | | | | | | | | | | | 2 | | 6 | |
| | El Salvador | | | | | | | | | | | | 2 | | | | | | | | 2 | |
| | Honduras | | | | | | 2+(1) | | | | | | | | | | | | | | 3 | |
| | Nicaragua | | | | | | | | | | | | | | | | | | | | 0 | |
| UMIC | Argentina | 12 | 6 | 6 | | (2) | 11+(1) | 2 | 15 | 3 | 1 | 3+(6) | 7 | 9+(1) | | | (6) | | 5+(9) | | 105 | |
| | Brazil | 3 | 11 | 7 | 7 | 3+(2) | | 8 | 2 | 2 | 6+(1) | 3 | 5+(1) | 3 | 13+(1) | 7 | 1 | 1 | 5 | 1+(1) | 94 | |
| | Colombia | 8 | 3 | 6+(1) | | 4+(1) | | 5+(1) | 3 | (1) | 6+(1) | (1) | 4 | 5+(4) | 4 | | 1+(1) | | 3+(1) | 2 | 66 | |
| | Costa Rica | | 2 | | | 1 | 4+(1) | | | | | (1) | | | | | | | 4 | | 13 | |
| | Cuba | 3 | 7 | 4 | 4 | 4 | 3 | 6 | 1 | | 1 | 4 | 2 | 2 | 2 | 9 | 1 | 2 | 4 | | 61 | |
| | Ecuador | | 6 | | | | (1) | (1) | | | | | | | | | | | | | 10 | |
| | Guatemala | | | | | | | 1+(1) | | | | | | | | | | | | | 2 | |
| | Mexico | 8 | 30 | 7 | | 2+(6) | (1) | 6+(1) | 8+(1) | 9 | | 11 | | 5 | 5+(2) | 3 | | 1+(26) | 7 | 3+(15) | 1 | 158 |
| | Paraguay | | 5 | | | | | 2 | | | | | (2) | | 1 | | | | | 1 | 11 | |
| | Peru | 2 | 2 | 3 | | (1) | (1) | 1+(4) | | | 1 | | | 2 | | 4 | | | | 2+(2) | 25 | |
| | Dominican R. | | | | | | | 1 | | | | | | | | | | | | 1 | 2 | |
| Venezuela | | | | | | | | | | | | | | | | | | | | 0 | | |
| HIC | Chile | 4 | 3 | 5 | 3 | 18+(6) | | 6+(1) | 4 | 4 | 6+(1) | 5 | 1+(26) | 12 | 6 | 3 | | | 5 | 3+(5) | 127 | |
| | Panama | | | | | | | | | | | | | | | | | | | | 0 | |
| | Uruguay | 2 | 4 | | | 1+(9) | (1) | 2+(1) | 2 | | 2 | (15) | 2 | (2) | | | (5) | | | | 48 | |
| TOTAL | | 42 | 82 | 39 | 14 | 58 | 9 | 63 | 26 | 33 | 20 | 33 | 63 | 39 | 51 | 24 | 10 | 43 | 19 | 62 | 3 | 733 |

Note: a) According to World Bank's criteria, dated July 1st, 2019, countries were arranged considering their classification as: Lower Middle-Income Country (GNI per capita between 1,026 and 3,995 dollars), Upper Middle-Income Country (between 3,996 and 12,375 dollars), and High-Income Country (more than 12,376 dollars). b) Projects that were reported by countries as "bidirectional" are in parentheses. Both countries which take part in these projects are providers and recipients at the same time. Source: SEGIB based on Agencies and General Directions for Cooperation.

BOX II.4

MEXICO AND THE INSTRUMENT OF MIXED FUNDS: PROMOTING A “BIDIRECTIONAL” SSC

According to the definition that was adopted in the Ibero-American space, “bidirectionality” when exercising Bilateral South-South Cooperation, implies various things. On the one hand, it indicates participation is “*simultaneously under the recipient and the provider role*”. On the other hand, it represents a commitment to comply with the principles which allegedly should characterize SSC practice: among these, horizontality, reciprocity, the search for mutual benefits and shared responsibilities, all these having an impact on projects’ design, implementation and even financing. (SEGIB, 2011).

In order to achieve this, for more than a decade Mexico has been identifying strategic partners and designing, together with them, instruments that enable the execution of their SSC exchanges from the “bidirectional” perspective. This way, in 2008 and 2009, respectively, Mexico signed agreements with Chile and Uruguay to launch two mixed cooperation funds. As explained in the Mexican Agency for International Cooperation for Development (AMEXCID) website, the parties’ shared objective is to promote an innovative model to “*develop higher impact projects, based on cooperation modalities which transcend traditional SSC practices, at the same time with solid and flexible financing, with positive effects on both countries’ development*”.¹

Both Funds were created in the framework of Strategic Association Agreements previously signed by the corresponding parties. They are implemented through public applications, destined to public official institutions, and count with a stable annual budget of 2 million dollars (Mexico-Chile Mixed Cooperation Fund) and of 500,000 dollars (Mexico-Uruguay Fund), both partners always contributing with financial resources in equal shares. Bilateral SSC initiatives are financed with these budgets, but also triangular associations between both partners and a third party. In any case, these are projects which must be jointly designed between the executing counterparts and must be coherent with the objectives that were established in the Association Agreements. In terms of governance, the coordination of these Funds lies on the respective Cooperation Agencies (AMEXCID and AGCID in the former, AMEXCID and AUCI in the latter).

In addition, since the beginning of its implementation until the end of 2019’s first semester, Mexico-Chile Mixed Cooperation Fund would have financed 143 projects, with an aggregated economic cost of approximately 24 million dollars.² On the other hand, Mixed Cooperation Fund Mexico-Uruguay would have executed, to the same date, 40 projects, which budget is almost 3.5 million dollars.³

According to the above, the availability of these mechanisms enables the financial viability of projects which promote the exchange of respective national capacities and ensure mutual strengthening and progress towards established development goals. In fact, considering only Uruguay’s case, up to 80 institutions have taken part in the execution of the already mentioned 40 projects and around 555 specialists have participated, from different sectors.⁴ Additionally, as was stated, the added value of these Funds resides, not only in the results they promote, but also, in the procedures they ensure, which are aligned to those practices that must characterize SSC.

In this sense and, illustratively, a graph was designed to portray the distribution, by partner, of the total budgeted costs for SSC projects in which Mexico participated in 2017. This information is incomplete given that during this year Mexico participated in 106 projects as provider, in 11 as recipient and in 26 under both roles; and that information about costs is only available for 20 projects, corresponding to less than 15% of the total. The mentioned graph arranges these 20 projects’ budgets from top to bottom, from their maximum value (220,000 dollars) to the minimum one (6,600), placing amounts covered by providers to the left of the medium vertical axis and, amounts covered by recipients, to the right.

¹ <https://www.gob.mx/amexcid/acciones-y-programas/fondo-conjunto-de-cooperacion-mexico-uruguay>

² <https://www.agci.cl/sala-de-prensa/1944-abierta-la-convocatoria-2019-del-fondo-de-cooperacion-chile-mexico>

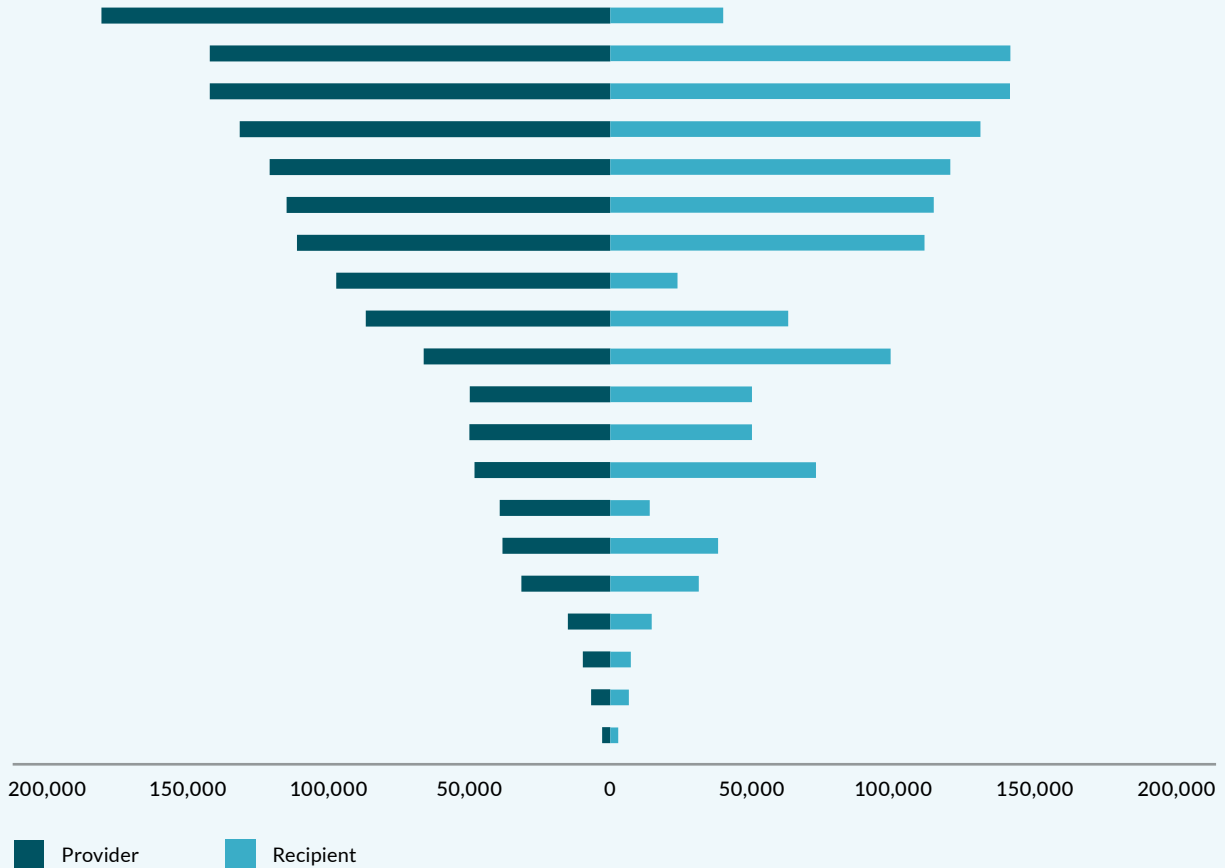
³ <https://www.gub.uy/agencia-uruguay-cooperacion-internacional/sites/agencia-uruguay-cooperacion-internacional/files/documentos/publicaciones/Acta%20VI%20Comisi%C3%B3n%20Cooperaci%C3%B3n%20t%C3%A9cnica%20y%20cient%C3%ADfica%20UyMx.pdf>

⁴ <https://www.gub.uy/agencia-uruguay-cooperacion-internacional/sites/agencia-uruguay-cooperacion-internacional/files/documentos/publicaciones/Acta%20VI%20Comisi%C3%B3n%20Cooperaci%C3%B3n%20t%C3%A9cnica%20y%20cient%C3%ADfica%20UyMx.pdf>

FROM P. 60

DISTRIBUTION OF TOTAL BUDGETED COST BETWEEN BOTH PARTNERS, ON PROJECTS PARTICIPATED BY MEXICO. 2017

In dollars



Source: SEGIB based on Agencies and General Directions for Cooperation

Analysis of the graph suggests the following:

- a) In basically 65% of those projects, the provider-recipient ratio is exactly equal to 1, which, in other words, means that both partners were equally responsible for the financing.
- b) In 13 projects, costs were covered by each partner in equal parts. Of these 13, 10 were initiatives executed in the framework of the Mixed Cooperation Funds Mexico-Chile (8) and Mexico-Uruguay (2). The other 3

were implemented through other mechanisms: projects exchanged by Mexico with Panamá (2) and with Peru (1), all with budgets lower than 30,000 dollars.

- c) Regarding the remaining 7 projects, it is possible to identify several provider-recipient ratios in terms of costs. Specifically, ratios 1.5 favorable to recipients were registered in 2 exchanges with Costa Rica and even with Chile, with budgets over 120,000 dollars. In other 2, with budgets of between 15,000 and 150,000

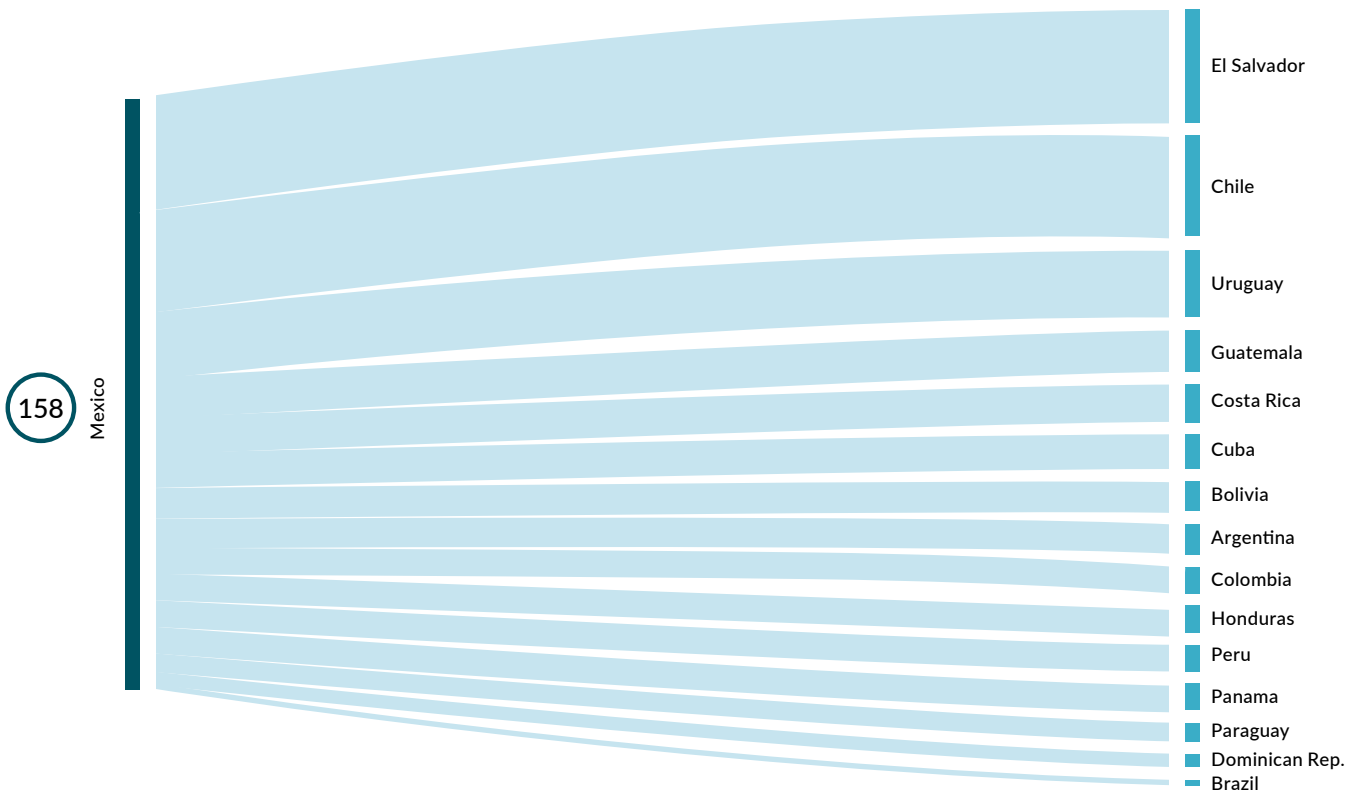
dollars, the provider covered between 1.2 and 1.4 times what corresponded to the recipient; and in the other 3 cases, 2 projects with Honduras (between 43,000 and 121,000) and 1 with Costa Rica (a maximum value of 220,000), the provider-recipient proportion in terms of costs would triple or quadruple the other value.

Source: SEGIB based on Agencies and General Directions for Cooperation and AMEXCID (Mexico), AGCID (Chile) and AUCI (Uruguay) websites.

DIAGRAM II.1

DISTRIBUTION OF MEXICO'S BILATERAL SSC PROJECTS FLOWS, BY RECIPIENT. 2017

In units



Source: SEGIB based on Agencies and General Directions for Cooperation

Flow Diagrams II.1 and II.2 were plotted, for Mexico and El Salvador respectively, in order to illustrate with further detail the exchanges of these two countries with other partners. Mexico was the most important provider during 2017 and El Salvador was the main recipient. As is portrayed, these diagrams distribute the total of projects according to their origin (provider/s, to the left) and destination (recipient/s, to the right), and its visualization shows the following:

a) In Mexico's case (Diagram II.1), the 158 projects in which, throughout 2017, this country participated in as provider, were distributed in a total of 15 partners. As is shown, basically 20% of these projects were destined to El Salvador, its most relevant partner that year. Another 17% of the projects in which Mexico participated is explained due to its cooperation with Chile and both countries' commitment to "bidirectionality", as has been already explained. That same commitment explains 15 out of 18 projects which were under execution with Uruguay which, added to the former, would explain almost 48% of Mexico's cooperation. The other

half, corresponds to countries which participated in between 1 and 11 exchanges: Guatemala, Costa Rica, Honduras and Panama, together with Cuba and the Dominican Republic, in Central-America and the Caribbean sub-regions; and Bolivia, Colombia and Peru, together with Argentina, Paraguay and Brazil, in the Andean and Southern part of the continent, respectively.

b) On the other hand, the 82 projects in which El Salvador took part, as recipient, throughout 2017 (Diagram II.2), were originated in its relation with up to 12 different partners. Their distribution, however, is slightly more polarized than Mexico's. In fact, 50% of that cooperation was explained by the exchange with merely 2 partners, again Mexico and Brazil, which initiatives (30 and 11, in each case) had, in turn, a 3 to 1 proportion. In contrast, the other 50% of the exchanges is explained by 10 countries with which El Salvador had between 2 and 7 projects under execution. Geographically, these countries also showed a remarkable dispersion: Costa Rica and Cuba in

MATRIX II.2

BILATERAL SOUTH-SOUTH COOPERATION ACTIONS. 2017

In units

| PROVIDERS ↓ | | RECIPIENTS | | | | | | | | | | | | | | | | | | TOTAL | | |
|----------------|--------------|------------|-------------|----------|-----------|-----------|--------|----------|------------|-------|---------|-----------|--------|----------|------|--------------|-----------|-------|--------|-------|---------|-----------------------|
| | | LMIC | | | | UMIC | | | | | | | | | | HIC | | | | | | |
| | | Bolivia | El Salvador | Honduras | Nicaragua | Argentina | Brazil | Colombia | Costa Rica | Cuba | Ecuador | Guatemala | Mexico | Paraguay | Peru | Dominican R. | Venezuela | Chile | Panama | | Uruguay | More than one country |
| LMIC | Bolivia | | | | | | | | | | | | | 1+(2) | | | | (1) | | | 4 | |
| | El Salvador | | | | | | 1 | | 1 | 3 | | | | | | | | | | | 5 | |
| | Honduras | | | | 1 | | | | | | 1 | (1) | | | | | | | | | 3 | |
| | Nicaragua | | | | | | | | | | 1 | | | | | | | | | | 1 | |
| UMIC | Argentina | | | 1 | | 1 | | | | | | 2 | 2 | | | | | | | | 6 | |
| | Brazil | | | 1 | | | | | | | | | | | | | | | | 1 | 2 | |
| | Colombia | 1 | | | | 1 | | | (2) | 4+(5) | | | 2+(1) | 2 | | | | | | | 27 | |
| | Costa Rica | | | | | | | 1 | | | 5 | | | 1 | 1 | | | | | | 7 | |
| | Cuba | | | | | | | 1 | | | | | | | | | | | | | 1 | |
| | Ecuador | | | | | | (2) | | | | | | | (4) | | | | | | | 6 | |
| | Guatemala | | | | | | (5) | | | | | | | 1 | 1 | | | | | | 7 | |
| | Mexico | | 1 | 2+(1) | | | | 1 | | 4 | 8 | | | 3 | | | | | 2 | | 2 | 24 |
| | Paraguay | | | | | | | | | | | | | 1 | | | | | | | | 1 |
| | Peru | 5+(2) | 3 | 1 | | 1 | 1+(10) | 1 | | 2+(4) | 1 | | | | 1 | | | 1+(4) | | 1 | | 38 |
| | Dominican R. | | 1 | | | | | | | | 1 | | | | | | | | | | | 2 |
| Venezuela | | | | | | | | | | | | | | | | | | | | | 0 | |
| HIC | Chile | 1 | 1 | 1 | | 2 | | 2 | 2 | 1 | 2 | | | 2+(4) | 1 | | | 1 | 1 | | 21 | |
| | Panama | (1) | | | | | | | | | | | | 1 | | | | | | | 2 | |
| | Uruguay | | 1 | | | | | | 1 | 1 | | | | | | | | | | | 3 | |
| TOTAL | | 10 | 7 | 7 | 0 | 4 | 1 | 20 | 5 | 2 | 15 | 32 | 1 | 2 | 34 | 6 | 0 | 5 | 4 | 2 | 3 | 160 |

Note: a) According to World Bank's criteria, dated July 1st, 2019, countries were arranged considering their classification as: Lower Middle-Income Country (GNI per capita between 1,026 and 3,995 dollars), Upper Middle-Income Country (between 3,996 and 12,375 dollars), and High-Income Country (more than 12,376 dollars). b) Projects that were reported by countries as "bidirectional" are in parentheses. Both countries which take part in these projects are providers and recipients at the same time. Source: SEGIB based on Agencies and General Directions for Cooperation.

the Central-America and the Caribbean sub-regions, Colombia, Ecuador, Bolivia and Peru in the Andean zone, and Argentina, Paraguay, Chile and Uruguay, in the Southern Cone.

Finally, Matrix II.2 illustrates the relations between countries for those cases in which exchanges were implemented through actions. Specifically, the analysis would be the following:

- a) On the one hand, and as occurs with projects, the 19 Ibero-American countries which participate in Bilateral SSC can relate, at least, through 342 possible combinations of partners and roles. In 2017, in which 160 Bilateral SSC actions were under execution, up to 65 different associations were developed. This is basically the fifth part of the 342 possible combinations.
- b) In addition, in terms of actions, there was no country that established exchanges with the other 18 partners. Chile and Guatemala developed the maximum possible associations (the former with 12 countries, as provider; the latter, 10, as recipient). Peru had similar results. This country was the most dynamic


when exchanging actions, both from the provider (38 initiatives) as from the recipient role (another 34), and it associated, in each occasion, with other 11 and 10 Ibero-American countries, respectively.

- c) All the above, together with the fact that the number of exchanged actions was relatively low (160 in 2017, compared to 733 projects), coincides with the information portrayed in Matrix II.2: this is, 75% of the associations (around 50) were developed to implement 1 or 2 actions, while the remaining 25% is associated with a relatively higher number of actions, never higher, though, than Colombia's and Peru's maximum of 12. This case is again particular, given that, in any of the two combinations of roles, 10 actions were identified as "bidirectional".

DIAGRAM II.2

DISTRIBUTION OF EL SALVADOR'S BILATERAL SSC PROJECTS FLOWS, BY RECIPIENT. 2017

In units



Source: SEGIB based on Agencies and General Directions for Cooperation

II.4

SECTORAL ANALYSIS OF BILATERAL SSC IN 2017

A better understanding of Bilateral SSC developed by the Ibero-American countries throughout 2017 requires the analysis of one of its purposes: capacity strengthening. Indeed, the possibility to strengthen mutual capacities through the exchanges between countries has special relevance in this document, in which the technical dimension of South-South Cooperation is, precisely, what prevails. In this sense, this section is dedicated to identify the capacities that were strengthened in the region through these exchanges, and how these were related to the strengths of predominantly provider countries and to recipients' need to receive assistance in order to overcome particular gaps. As a guideline for this exercise, the analysis considers the sectoral classification that has been defined and agreed throughout these years in the Ibero-American space, which is illustrated in the Table and Figure of this Report's final section, as a Methodological Note.

II.4.1 PROFILE OF COOPERATION PROJECTS AND ACTIONS

Diagram II.3 was designed to illustrate the way in which Bilateral SSC projects exchanged between the countries of the region throughout 2017 (left flow)⁹, contributed to strengthen each of the 30 sectors which are recognized in the Ibero-American space (right flow). The Diagram also enables to display this distribution in terms of the area of action. For this purpose, the 30 sectors are grouped and associated with the areas of action, and this distribution is depicted between the left and the right flows.

In this sense, a preliminary analysis shows that more than one third of the projects (277, corresponding to 35.5% of the total) were destined to strengthen capacities in the Social area. Another third (34.0%) addressed financial purposes. Within these, however, those which aimed at the strengthening of Productive Sectors (more than 150, corresponding to 24.4%), tended to prevail over the support to the generation of Infrastructure and Economic Services (an aggregated total close to 10%). In terms

of relative importance, more than one hundred projects (16.1%), which objective was Institutional Strengthening, are also worth highlighting. The remaining 14.1% is explained by the contribution of projects which tackled the Environment area (8.1%) and Other areas of action (5.9%).

More than one third of the projects were focused on strengthening capacities in the Social area and another third addressed economic purposes

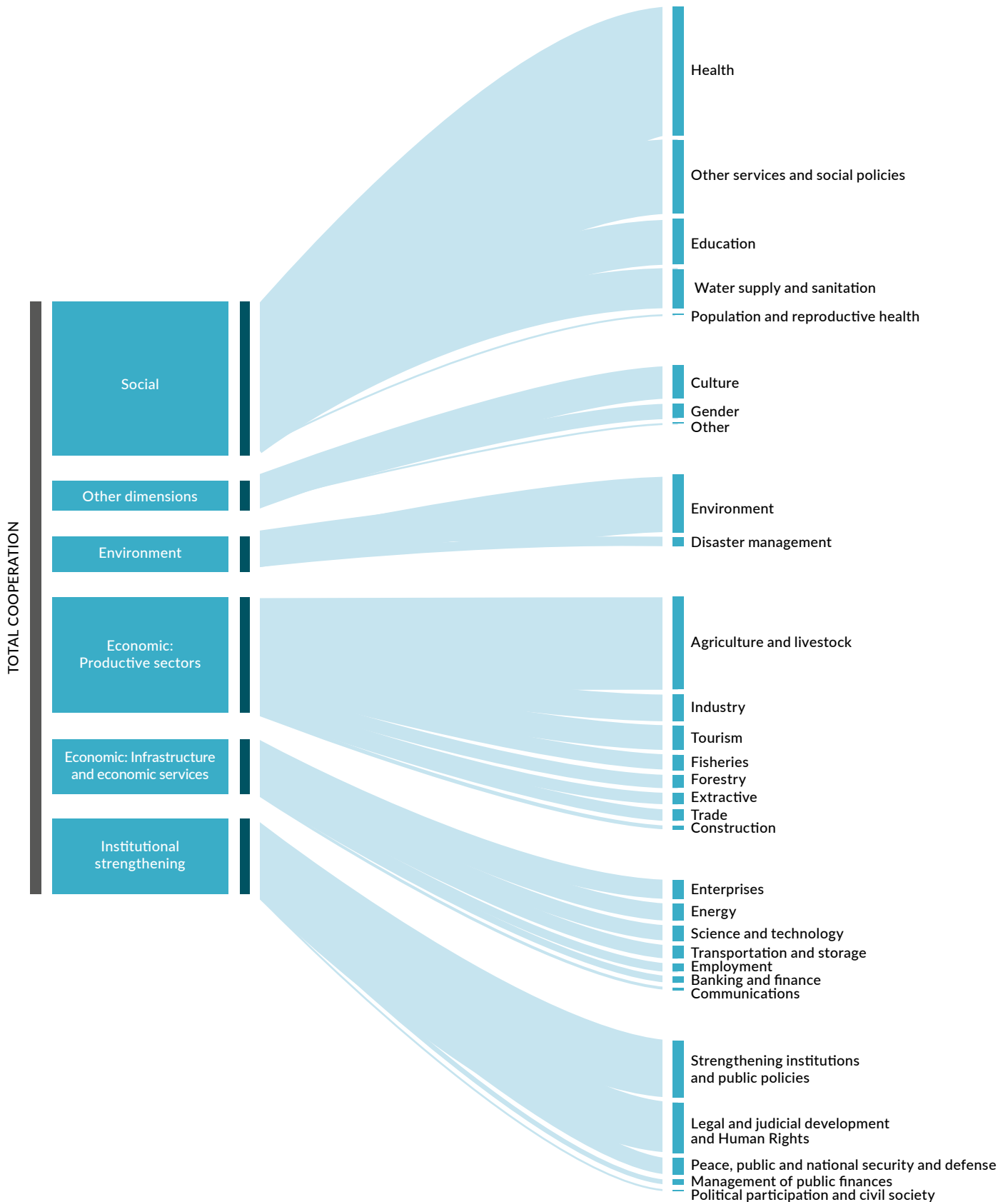
In a wider temporal analysis, however, this distribution of projects in terms of sectoral priorities has suffered some changes. In fact, a comparative analysis on how this distribution has evolved between 2007 and 2017, summarized in Box II.5, suggests that the Social and Economic areas are still a priority, but also that there is a significant decrease in their relative importance (especially in relation to social projects), which is counterweighed by the increase of other areas. Among these, those related to the strengthening of governmental institutions, environment and other areas of action such as culture and gender, stand out. Further details can be found in the mentioned Box.

⁹ It is important to bear in mind that, unlike what occurs in the analysis by evolution or by country, in the sectoral analysis, "bidirectional" projects are only considered once. This explains the difference between the total considered under execution in 2017 (733) and the total considered for the sectoral analysis (639).

DIAGRAM II.3

DISTRIBUTION OF BILATERAL SSC PROJECTS FLOWS, BY SECTOR AND AREA OF ACTION

In percentage



Source: SEGIB based on Agencies and General Directions for Cooperation

BOX II.5

SOUTH-SOUTH COOPERATION SECTORAL PRIORITIES: CHANGES IN THE 2007-2017 PERIOD

In the 2007-2017 period, priorities in which Bilateral SSC has focused on, have been changing. In this sense, the first graph shows, for each of the years considered, which part of the total of projects under execution, was destined to strengthen each of the 6 areas of action recognized in the Ibero-American space. Additionally, the designed time sequence enables the analysis of the evolution of these areas of action, which is depicted through colored lines, each color associated with a different area. Based on this graph, it can be argued that:

a) During the entire considered period, the largest part of the projects was directed to capacity strengthening in the Social area. Nevertheless, this area has been increasingly less prioritized,

since its relative importance over the total has decreased in almost 8 percentage points: from 43.4% in 2007 to 35.5% in 2017.

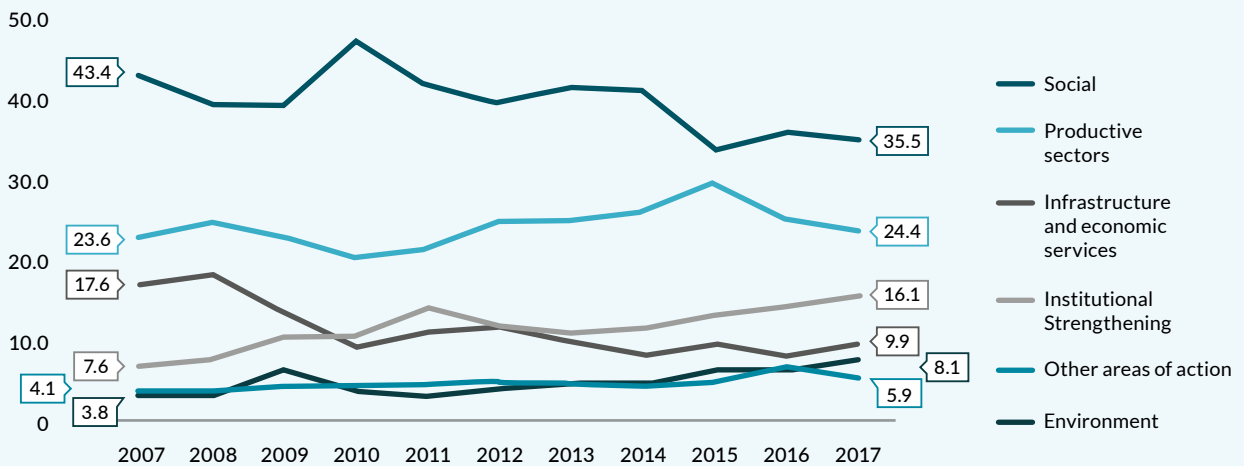
b) On the other hand, support to Productive Sectors has been constant as the second area in terms of relative importance, its share being stable and slightly higher towards the end of the period (24.4% in 2017, compared to 23.6% in 2007).

c) The remaining sectoral areas all share dissimilar trends. First, remarkable increases in the importance of projects destined to Institutional Strengthening and Environment are worth highlighting, these two areas having basically doubled: from 7.6% and 3.8% in the

first year, respectively, to 16.1% and 8.1%. Second, the importance of initiatives grouped in the Other areas also increases, in a smaller proportion of 2 percentage points, though: from 4% in the first year up to almost 6% in the last one. Finally, projects dedicated to strengthen Infrastructure and Economic Services show an important loss of relative importance, decreasing from 17.6% to 9.9%.

EVOLUTION OF THE DISTRIBUTION OF BILATERAL SSC PROJECTS, BY SECTORAL AREA OF ACTION. 2007-2017

In percentage



Source: SEGIB based on Agencies and General Directions for Cooperation

CONTINUES ON P. 68

FROM P. 67

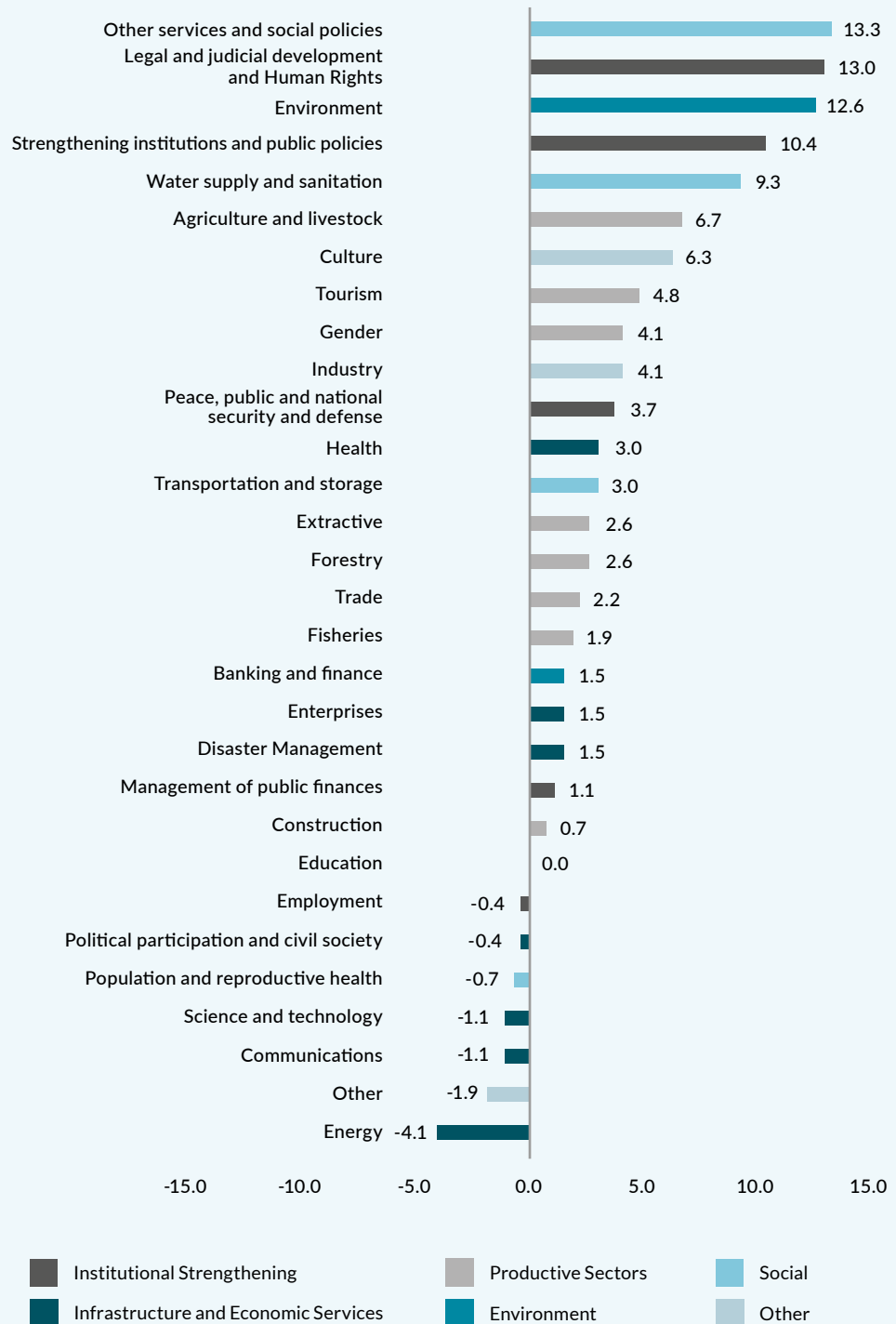
The aforementioned suggests some changes in terms of how the region is prioritizing the strengthening of some capacities over others; these changes underlay those areas of action and are clearly revealed when the analysis focuses on the 30 activity sectors recognized in Ibero-America. The second graph was plotted for this purpose. It arranges the 30 sectors in bars around a vertical axis, in a decreasing manner, considering each sector's contribution to the registered change in the total number of projects (in percentage); that is, according to each sector's share when explaining a difference of 270 projects between 2017 (639) and 2007 (369).¹

In this sense, as stated in the legend, apart from arranging sectors in a decreasing manner, a color is assigned to each sector and these colors are associated with the areas of action. Its analysis reveals important trends:

- a) Between 2007 and 2017, the sector which shows a higher increase in the total number of projects under execution (36) and which explains, consequently, the main part of the finally noted change (13.3%), is *Other services and social policies*. The fact that this coincides with an increase in the total of projects and with a decrease in the relative importance of the Social area, suggests another fact: an important redistribution when classifying projects that are executed in this area. In fact, efforts in this field start prioritizing *Other services and social policies*

CONTRIBUTION TO CHANGE IN THE TOTAL OF PROJECTS, BY SECTOR AND AREA OF ACTION. 2007-2017

In percentage



Source: SEGIB based on Agencies and General Directions for Cooperation

¹The 270 projects result from the difference between 2007 and 2017 figures (369 and 639, respectively). In methodological terms, it is worth adding that, in the sectoral analysis, "bidirectional" projects are only considered once. This criterion is different, for example, from the one used in the provider-recipient matrixes or in the geographical distribution maps, by role. This explains possible differences in the final values which affect the calculation of projects which were under execution during each year.

CONTINUES ON P. 69

FROM P. 68

- and cooperation directed to *Water supply and sanitation* (fifth sector in terms of relative importance), while those dedicated to *Health, Education and Population and reproductive health*, are losing strength.
- b) In addition, countries are, once again, increasing their bids for SSC that prioritizes Institutional Strengthening (75 projects). It is not surprising, then, that basically one fourth of the registered change in all these years in Bilateral SSC is explained by contributions made to the sectors of *Legal and judicial development and Human Rights* (13.0% of the change) and the one linked to *Strengthening institutions and public policies* (10.4%).
- c) In addition, it is important to highlight the importance that has been given, during these last years, to environmental projects, these being the third sector which increases the most: from 11 exchanges in 2007 to 45 in 2017, which explains the fact that this sector is responsible for 12.6% of the final change.
- d) Meanwhile, in relation to what occurs with the strengthening of Productive Sectors, the fact that *Agriculture and livestock* is the sector which effect is more significant in the change, indicates how its relative importance is still augmenting in this area of action. However, the increasing priority given to *Tourism and Industry*, is also relevant. Together, these two explain basically another 10% of the 270 new regional projects.
- e) Finally, it is worth noting the loss of relative importance of projects directed to Infrastructure and economic services, which sectors are situated, with no exception, at the bottom of the graph, with contributions fluctuating between -4.1% in *Energy*, and a maximum of 3.0%, corresponding to *Transportation and storage*.

Source: SEGIB based on Agencies and General Directions for Cooperation

Furthermore, a disaggregated analysis by sector sheds light on further details regarding the type of capacities the region has strengthened through Bilateral SSC in 2017. Specifically:

- a) Regarding Bilateral SSC projects launched in 2017 to strengthen the Social area, more than one hundred (44.5%) were explained by the sector which was also the most representative one: *Health*, which explained 15.8% of total projects. Despite being SSC initiatives which addressed health in considerably different fields, some of the aspects they specifically tackled are worth highlighting. In this sense, there was a group of projects destined to improve nutrition, which includes different initiatives which go from the promotion and expansion of maternal Milk Banks to the development of nutritional components in basic and massive consumption products such as oil. Moreover, a second group of projects could be identified, dedicated to the prevention and treatment of specific

diseases, such as oncological ones, through immunotherapies and with special attention to childhood. In addition, numerous initiatives would be destined to strengthen the whole system, through its universalization, the improvement of attention and medical and hospital services' management, professional training, the provision of medical arbitration instruments and mediation techniques, the generation of statistics for better decision making, the inclusion of ICTs to broaden the scope of remote health services, among others. Finally, there would be projects with highly specialized focuses on specific sanitary sub-sectors, such as the ophthalmologic, those associated with medications, donations and transplants, or blood or blood-derived products, just to name some.

- b) On the other hand, and still within the Social area, the fourth part of 2017 projects was destined to the strengthening of the *Other services and social policies* sector, around 60 projects, which would add efforts to advance in the promotion of social inclusion. This explains the fact that this kind of SSC tends to combine the focus on specific groups, considered especially vulnerable (early childhood, adolescents, people with some form of disability, older adults, among others), with interventions which are more macro (strategies to overcome and eradicate poverty, social housing policies, or the development of social security and pension systems) and with more micro ones, in the search for specific solutions to achieve this inclusion (the integral improvement of a specific neighborhood, or destining resources to art and sports in specific interventions that improve integration and coexistence options).
- c) Cooperation focused on *Education* (36 projects) and *Water supply and sanitation* and (31), would complement the above. These two sectors' relative shares in the total, and specifically in the Social area, would fluctuate, in each case, around 5% and 15%. A project destined to sexual education and classified in the *Population and reproductive health* sector, must also be considered. This way, and regarding the two main sectors:
- The education area would include projects destined to the system's more formal issues (curricular developments, title recognition, accreditations, implementation of evaluations); training and strengthening professional competencies; the progressive application of ICTs (technological classrooms and the development of digital contents); and to support alphabetization and new and innovative learning methods that would use instruments such as chess or folkloric dance, especially focused on early childhood.
 - In terms of exchanges related to water, projects that address the different stages of its management, could be identified. From its collection to its supply, including aspects relative to treatment, sanitation, reuse, the establishment of information systems, the differentiation of policies for rural and urban areas, and systems for pricing and management with citizen participation, to name a few.
- d) Meanwhile, and from an economic perspective, it is important to highlight that almost one half (46.8%) the efforts destined to the strengthening of productive activities are explained by the second sector of 2017, in terms of relevance: *Agriculture and livestock*, with almost 75 projects, which explain more than a tenth part of the total of Bilateral SSC projects which were exchanged in the region during this year.
- Within this sector, exchanges would have mainly focused on agriculture and livestock, and more specifically, on apiculture and sericulture. Considering this sector is highly focused on the first stages of production, which are less related to products' final transformation and processing, such as harvests, projects would have been oriented to these processes improvement, for example: fertilization, irrigation technification, seed management, phytosanitary systems (plague control, genetic improvement, regulations related to Genetically Modified Organisms -GMOs-), and to advance towards a model which progressively respects the environment (enhancing organic crops and measuring ecological footprint). In addition, there would have been a significant number of projects which would focus on family activities as well as on crops which are typical in the region, such as corn, soy, cocoa, beans, coffee, rice, tropical fruits, and bovine and ovine meat, to name a few.
- e) Another 25% of the projects which were destined to the Productive Sectors would be explained, in similar proportions, by efforts made in the *Industry* and *Tourism* sectors (around 20 initiatives, in each case). This way, projects associated with *Industry*, would take a further step and would be concentrated on improving and ensuring quality in the processing of secondary products such as food, textiles, leather or wood, as well as on improving their final presentation, and promoting progress towards cleaner and environmentally respectful production formulas. In the same sense, a cross-cutting environmental perspective would affect part of the projects relative to one of the region's sectoral commitments in development promotion: *Tourism*. In this sense, it is worth highlighting, on the one hand, projects destined to sustainable management; and, on the other hand, those that exchange experiences to take advantage of varied touristic natural and cultural resources which, occasionally, are also shared between border countries that are cooperation partners.
- f) Finally, the remaining 25% of productive projects, would consider exchanges of a

very different nature, classified in up to 5 activity sectors: *Fisheries, Forestry, Trade and Extractive* (around 10 projects in each case) and *Construction* (only 3). In order to illustrate what has been done within these sectors, it is worth highlighting projects dedicated to the strengthening of aquaculture techniques; forestry management; market analysis and the creation of national institutions to foster foreign trade; the improvement of information systems for mining exploitation data interpretation, and the exchange of experiences relative to regulations of extractives; as well as the construction of road infrastructure; to name a few.

- g) Still from an economic perspective, more than 60 initiatives were registered in 2017 (a tenth part of the total), destined to improve the operation of national economies, through the strengthening of different types of Infrastructures and services. In fact, these initiatives were classified in up to 7 activity sectors: *Enterprises, Energy, Science and Technology, and Transportation and storage* (between 10 and 15 projects, depending on the case); *Employment, Communications and Banking and finance* (between 2 to 6 projects, depending on the case). Illustratively, this SSC was mainly focused on: the promotion and support to small and medium-sized enterprises; the creation of entrepreneurial environments; fostering a more sustainable use of energy; the search for eco-efficiency and renewable energies, especially hydraulic; the transfer of technical and scientific innovations applied to economic and industrial development; the design of mobility plans (bicycle lanes, roads, fluvial ports); the revision of costs' systems, tariffs and investment financing, associated with transport infrastructure; as well as projects conceived to strengthen institutions associated with employment, either through the support to the respective Ministries of Employment or to inspection mechanisms and the accreditation of occupational competencies, among many others.
- h) On the other hand, with reference to more than a hundred projects (16.1% of the total) which in 2017 were destined to Institutional Strengthening, several types of initiatives can be identified, in terms of the specific purpose they addressed. More specifically:
- Basically 44% of these exchanges were explicitly dedicated to *Strengthening institutions and public policies*. In this context, there were projects to improve governments' management and planning, as well as a clear bid for matters that combine information and decision making, through the intervention in information systems, the generation of statistics and indicators, national accounts, and even in the follow-up and monitoring of the Sustainable Development Goals (SDG). In terms of other public policies, there were also numerous exchanges specifically dedicated to International, SS and Triangular Cooperation planning, negotiation and management.
 - Meanwhile, almost another 40% of these projects addressed *Legal and judicial development and Human Rights*. Considering this sector's denomination, it is important to identify, first, projects which are more oriented to the implementation and strengthening of regulatory and judicial frameworks. At this point it is worth highlighting some experiences focused on adolescents and on the necessity to work in penitentiary systems which reconcile penal responsibility with reintegration and social inclusion. Second, it is imperative to mention exchanges dedicated to Human Rights, including, among these, the fight against different types of traffic and discrimination, and projects about historical memory, which include, among other initiatives, the building of memory museums, the transference of forensic practices that facilitate the search and identification of victims of enforced disappearance and the boost of Genetic Information Banks.
 - Finally, some of the registered projects were specifically dedicated to *Management of public finances* (4) and to the fostering of *Political participation and civil society* (only 1), and a relatively higher number of exchanges (more than ten), to matters which are classified in the sector of *Peace, public and national security and defense*. In fact, a large part of the exchanged experiences addressed the prevention and fight against all types of crimes, drug-trafficking standing out, money laundering and the illegal possession of fire arms. Due to its particular features, it is interesting to highlight an initiative implemented by Argentina and Uruguay in the subject of "cybercrimes", which details are outlined in Box II.6.

BOX II.6

ARGENTINA AND URUGUAY: EXCHANGE OF EXPERIENCES FOR THE FIGHT AGAINST CYBER-CRIMES

Globalization has been, among other things, a synonym of a worldwide progressive interconnection phenomenon. This phenomenon would not have been possible without the simultaneous expansion and massification of information technology services by which it was accompanied, which, in turn, explain from the digitalization of the economy to new forms of governmental management and the revolution of communications and transport, to name a few. Globalization has resulted in a series of opportunities, advantages and potential benefits, but also in new risks, threats and dangers. The latter would include the emergence of new and sophisticated illegal activities, some of which could be classified with the term “cybercrime”.

With great concern, in November 23rd, 2001, around 30 countries signed the First Convention (international) on Cybercrime, in Budapest. As is described in its Preamble, through this Convention, the countries, mindful of the need to ensure a proper balance between the fight against crime and the protection of Human Rights, pursue the articulation of “a common criminal policy, aimed at the protection of society against cybercrime, inter alia, by adopting appropriate legislation and fostering international co-operation” (Council of Europe, 2001; p.1). Although this Convention was signed in the framework of the Council of Europe, by

2019, around 60 countries from different continents, had already adhered to it.

The increasing importance with which Ibero-American countries are considering this matter, manifests through several scopes of action: the international one, on the one hand, as suggested by the progressive adherence to the Budapest Convention (Argentina, Chile, Colombia, Costa Rica, Spain, Mexico, Dominican Republic, Panama, Peru and Uruguay, have already ratified it or are in process);¹ the regional one, on the other hand, highlighting the increasing cooperation and exchange of experiences between partners, as well as, in 2016, the launch of the Ibero-American initiative CiberRed, in the framework of the Ibero-American Association of Public Ministries General Assembly (AIAMP by its Spanish acronym), and which purpose is to intensify the relation between Ibero-American Prosecution Offices in the area of cybercrime;² and also, on the national one, since countries are committing to the promotion of specific laws which have the international framework as a reference.

In this context, the two countries which stand out for their performance in this matter are Uruguay and Argentina. In fact, Uruguay has been fostering national initiatives for the fight against cybercrime for years, while Argentina has been one of the most active countries when it comes to the generation of a legal regulation which, since 2008, has its most evident expression in the approval of Law N°26,388,

of Computer Crimes, Argentina being one of the only countries which has one. In addition, both countries have been leaders in the exchange of experiences in this matter: specifically, through the Bilateral SSC project “Capacity strengthening in cybercrime matters”, under execution in 2017.

In this sense, and according to the project’s document, its main purpose combined three elements: one relative to the training of security forces and justice officials in the investigation of computer crimes and in legal-forensic matters; another, to address the legal principles of action against diverse technologic crimes; and a third element which combines the analysis of practical cases in the investigation of Technological Crimes with the understanding and adoption of new resources and instruments.

The project was executed in a 12-month period and was implemented in three stages. Although there was mutual capacity strengthening, among its main results, the following, stand out: the training of around 30 Uruguayan officials, who could learn about the internal organization and the fundamentals of Argentina’s Superintendence of Technologic Crimes; the basic action principles for diverse technologic crimes; and, concepts and practical cases in cyber-patrol and cybercrimes against childhood and adolescence.

¹ <https://adcdigital.org.ar/wp-content/uploads/2018/03/Convencion-Budapest-y-America-Latina.pdf>

² <https://comjib.org/portugal-acoge-la-xxiv-asamblea-general-ordinaria-de-la-asociacion-iberoamericana-de-ministerios-publicos-aiamp/>

i) It is worth to specially mention more than 50 projects classified in one of the areas which has registered the highest increase during these last years: Environment. In this area of action, basically 9 out of 10 exchanges were specifically destined to the preservation and care of nature, while the remaining 10% is related to experiences which affect *Disaster Management* phases. In order to illustrate, it is important to highlight:

- Projects conceived for the fight against climate change: initiatives to tackle the focuses of greenhouse gases emissions (transport), to improve the quality of those gases measurement and quantification (inventories); as well as those that strengthen forest management and improve their capacity as carbon sinks, and contribute to advance in the achievement of the Paris Agreement commitments, explicitly quoted in several occasions. Given that the need to join efforts for the preservation of the environment does not end here, experiences (many of them focused on shared borders between partners, as the Amazonia) relative to the protection of natural areas and natural resources management, but also waste management, must be mentioned.
- In addition, and as was anticipated, Bilateral SSC projects launched in 2017 in the *Disaster management* sector (1.1% of the total), were related to the different phases of the cycle, those relative to prevention (Early Warning Systems and vigilance techniques in the presence of volcanic events), and those which address the most immediate response (fire-fighting, techniques for search and rescue in collapsed structures, action in case of earthquakes), standing out.

j) The remaining 5.9% of Bilateral SSC projects which were under execution in 2017, is constituted of around 40 initiatives with a very different sectoral focus: in fact, 7 out of 10 were dedicated to *Culture*; 3 out of 10, to *Gender* equality; and there was only 1 intervention under the sector *Others*. Considering the purposes they addressed, several types of initiatives should be highlighted:

- On the one hand, those which were intended to improve cultural management (archeological, documentary, bibliographic); the strengthening of sectoral public institutions (art institutes); the progress towards the formalization of some specializations (Bachelor's Degree in Library Sciences); efforts to link crafts' development with entrepreneurship and with quality certifications which improve the market insertion of these products; as well as various projects relative to music (chorus systems) and Culture management (Satellite accounts).
- On the other hand, those which purpose is to advance towards a higher Gender equality, and which included the exchange of experiences that provide countries with instruments to fight violence against women, in terms of prevention and action as well as of attention to victims; the progress towards institutions and policies which include a gender perspective; and efforts to link entrepreneurship with the access of women to the same opportunities and development benefits.



Environment has been one of the areas that has registered a higher growth in recent years in terms of the number of projects

Finally, Ibero-American countries also contributed to the strengthening of capacities through the exchange of actions. Diagram II.4 reproduces the distribution of the total of actions which were under execution in 2017 (origin flow),¹⁰ according to their area of action (middle flow), and activity sector (destination flow). Its analysis suggests that:

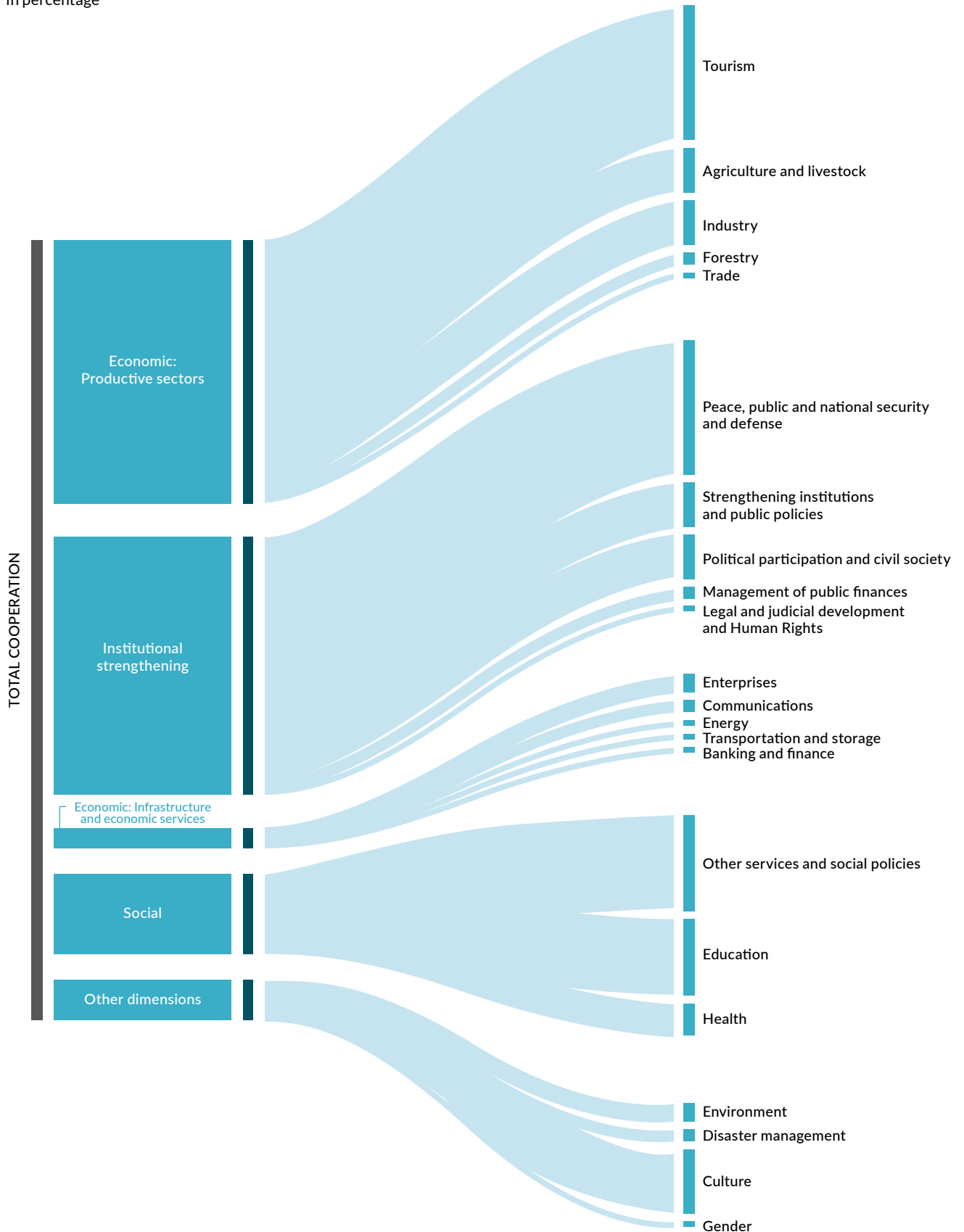
¹⁰ Once again, due to the way in which "bidirectional" actions are considered, the total number of actions for 2017 (160) will not coincide with the total number of actions registered in the sectoral analysis (131).

- a) The largest part of the actions (46, corresponding to 35.1%) were boosted to strengthen the Economic field. In this area, and in a 5 to 1 proportion, those dedicated to Productive Sectors prevailed again, compared to those which supported the generation of Infrastructure and Economic Services, much more incidental. In terms of relative importance, actions destined to Institutional Strengthening (almost 30% of the total), followed. An also significant proportion (close to 25%), is explained by cooperation focused on the Social area. Less important were those actions dedicated to Other areas (11 actions, corresponding to 8.4%), and even to Environment (5 actions, 2 of which were in the *Disaster management* sector).
- b) This distribution by areas was determined by the incidence of actions in the different activity sectors. In this sense, basically two thirds of this Bilateral SSC in 2017, is explained by barely 6 sectors, in which a maximum of 21 and a minimum of 10 actions were exchanged: in *Tourism, Peace, public and national security and defense*, together with *Strengthening institutions and public policies; Education and Other services and social policies; and Culture*. If *Agriculture and livestock* and *Industry* are added (7 in each case), 75% of all the exchanged Bilateral SSC actions are explained.
- c) Considering these are specific actions, which implementation is executed through workshops, training courses and exchange of experiences and good practices, the issues that could be tackled differ from those identified in the projects and can respond to a more specific profile. For example, countries participate in actions to learn how others manage and promote tourism; the administration of taxes and income associated with this activity, or the way in which they relate the availability of certain resources (crafts, bird-watching) with its promotion, especially in communities which need an economic alternative.
- In addition, in the security field, training courses would address Human Rights and police activity, the planning of operations against drug-trafficking and the treatment of synthetic drugs; while, in terms of institutional strengthening, actions would be dedicated, for example, to the design of SS and Triangular Cooperation technical assistance catalogues. Others worth mentioning would be initiatives related to technical assistance to transfer capacities regarding social bonuses for families in extreme poverty or those to learn how to execute a plan to safeguard non-material cultural heritage.

DIAGRAM II.4

DISTRIBUTION OF BILATERAL SSC ACTIONS FLOWS, BY ACTIVITY SECTOR AND AREA OF ACTION. 2017

In percentage



Source: SEGIB based on Agencies and General Directions for Cooperation

II.4.2 COUNTRY PROFILE

It is not possible to dissociate the way in which the region's capacities were strengthened through Bilateral SSC, with the contribution made by each of its protagonists. In this sense, the regional result is merely a reflection of the combination of transferred strengths, by countries that were predominantly providers, and the gaps or necessities which countries that were recipients accomplished to cover.

Given the aforementioned, the present section is dedicated to identify those capacities that, with a higher frequency, were associated with the action of each Ibero-American country during 2017, especially of those countries which acted as providers and/or recipients in a higher number of occasions.

II.4.2.1. PROVIDERS

As was mentioned before, Mexico and Chile were the two Ibero-American countries which, throughout 2017, participated in a higher number of projects from a provider role: in fact, a total of 285 projects aggregately explained 40% of 733 exchanged by the region. In this sense, Graphs II.5 and II.6, were plotted to show the type of capacities which both countries tended to share with their partners. Each of these graphs, which represent Mexico and Chile respectively, illustrate these capacities through a sunburst chart (see Methodological Note) which enables the distribution of the total of projects in which each country participated (158 and 127), by activity sector (outer ring) and area of action (inner ring). It is possible to state, through its analysis:

- a) In the case of Mexico (Graph II.5), projects which addressed the strengthening of economic capacities were the majority. Within these, however, those destined to Productive Sectors (80%), prevailed over those related to the generation of Infrastructure and Economic Services (20%). Additionally, exchanges that strengthened the Social area (close to 25%) were also relevant, as well as those projects which objective was the Institutional Strengthening of its partners (13.4%). Projects with Environmental purposes closely followed, which explained another 12% of the initiatives finally provided by this country. The remaining 5% was explained by the exchanges which affected Other areas of action.

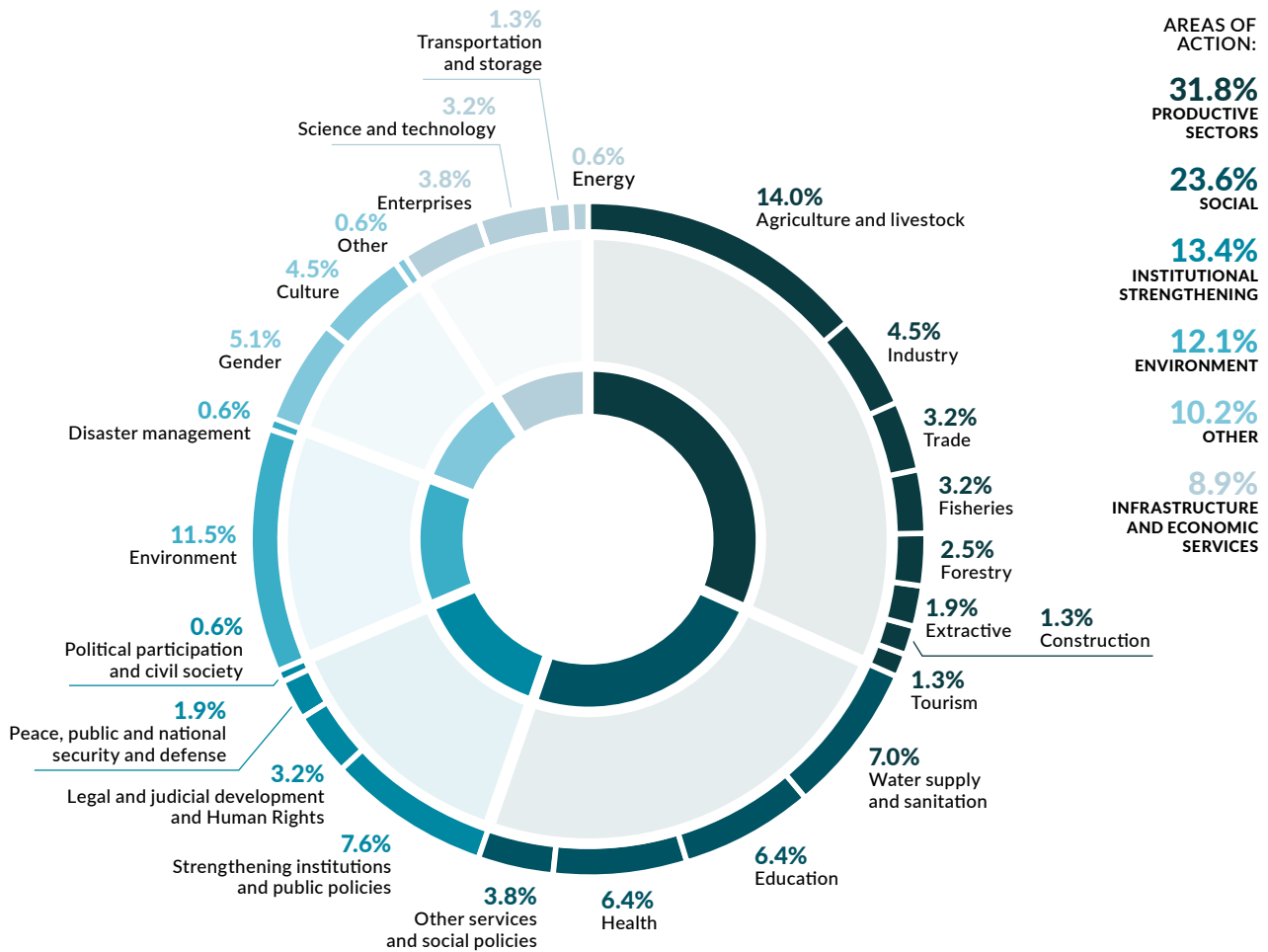
The intense activity displayed by Mexico in the *Agriculture and livestock* (22 projects, corresponding to more than 14% of the total) and *Environment* sectors (18, which explain another 11.6%) was decisive in this capacity profile. Other capacities in which Mexico showed its strength were those destined to *Strengthening institutions and public policies*, *Water supply and sanitation*, and *Education*; sectors which, aggregately, explained, in similar proportions, slightly more than 30 projects.

Specifically, these projects were mainstreamed by innovation, information management and the application of technologies. This way, Mexico shared with its partners numerous phytosanitary techniques which included genetic handling, plague control and the development of biofertilizers, among others. In the *Agriculture and livestock* sector, there were many examples of information management and research to, for instance, promote the sector's adaptation to climate change and to mitigate its worst effects. In fact, the fight against climate change was also the focus of Mexico's SSC related to *Environment*. However, within this field, there were also projects related to the management of protected areas and waste. Management, once again, in this case of information to be used in evaluations regarding water resources availability, was also the focus of Mexico's shared experiences. The generation of indicators and statistics, together with better access to information, constituted another main objective of Mexican support to other governments. Finally, ICTs were much present in terms of *Education*, along with the expansion of digital classrooms and education contents.

GRAPH II.5

DISTRIBUTION OF PROJECTS IN WHICH MEXICO PARTICIPATED AS PROVIDER, BY ACTIVITY SECTOR AND AREA OF ACTION. 2017

In percentage

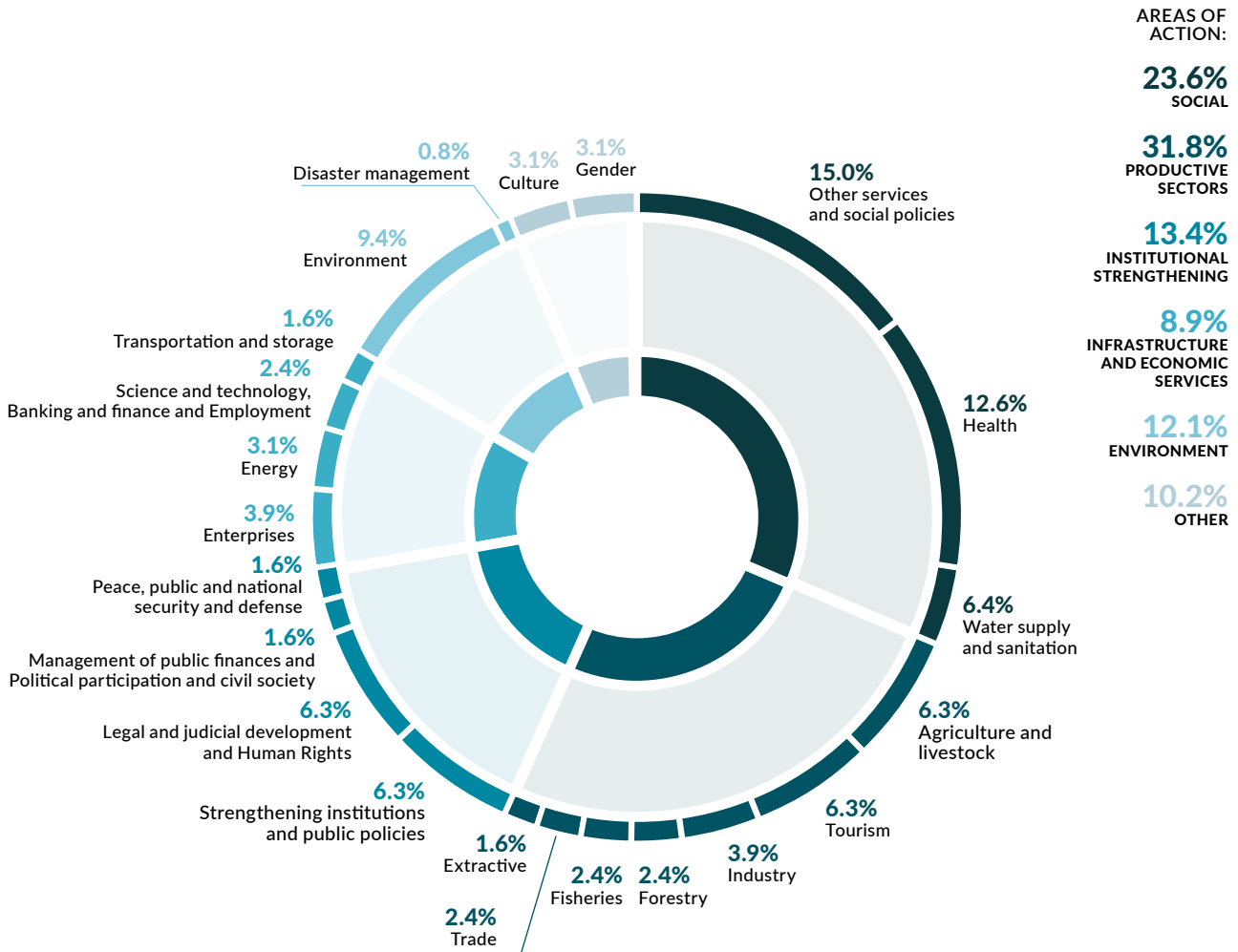


Source: SEGIB based on Agencies and General Directions for Cooperation

GRAPH II.6

DISTRIBUTION OF PROJECTS IN WHICH CHILE PARTICIPATED AS PROVIDER, BY ACTIVITY SECTOR AND AREA OF ACTION. 2017

In percentage



Source: SEGIB based on Agencies and General Directions for Cooperation

b) In Chile's case, and as is suggested by the contrast between Graph II.6 and II.5, the most distinctive difference with respect to Mexico is the different distribution of priorities within the same socio-economic field. In fact, when analyzing Chile, the Economic, Productive Sectors (a fourth part of the 127 projects in which it participated as provider) and Infrastructure and Services (11.0%) areas must be aggregated

in order to catch up with the importance of the Social area itself: 31.5%. Meanwhile, the rest of the areas show a very similar sequence in terms of relative importance: this way, Institutional Strengthening explains 15.7% of 2017 execution; Environment, a tenth part; and Other areas, 6.3%.

Additionally, the two sectors which showed the highest significant importance in the total, belong to the Social area: *Other services and social policies* (15%), and *Health* (12.6%), closely followed by *Environment*, addressed by up to 12 projects, corresponding to 9.5% of 127 finally registered. Moreover, in the Economic area, contributions of the *Agriculture and livestock* and *Tourism* sectors were also significant and, in connection with Institutional strengthening, contributions of *Legal and judicial development and Human Rights* and *Institutional strengthening and public policies* were also relevant, four sectors related to 8 projects in each case, which, aggregately, accounted for another 25% of the total.

In order to illustrate, Chilean SSC took advantage of some of its recognized capacities in the social policy area, specifically in the development of programs especially destined to specific groups, such as early childhood (strategies and pedagogic guidelines for integral attention), young people (programs in which sports is an instrument for inclusion), older adults (residences management) or disabled people (specialized government institutions), to name a few. In the same way, Chile would have shared its progress in some medical treatments (child oncology and neuromuscular diseases), as well as its experience in the strengthening of this sector's institutions and its sub-systems (donation and transplants, health networks, and institutions for health surveillance). The fight against climate change and the Paris Agreement commitments would be recurring in Chile's Environmental SSC, labor for which it has been acknowledged by the United Nations. In this sense, projects dedicated to the protection of marine areas and oceans, should also be highlighted.¹¹

Meanwhile, Argentina's and Brazil's aggregated importance in the 733 Bilateral SSC projects which were exchanged in the region throughout 2017, is higher than 25%. These two countries cooperation was based on the exchange of those capacities in which they have been and are a reference. Indeed:

- a) 43.5% of the 105 projects in which Argentina participated as Bilateral SSC provider were related to productive activities and to important capacities this country has developed in the *Agriculture and livestock* (27 projects which explain 1 out of 4 of Argentina's exchanges in 2017) and *Industry* sectors (other 12 initiatives). This cooperation is very diversified and specialized, and is almost always related to agriculture, livestock and the transformation of derived products. In this sense, projects shared by Argentina would address food security and the work with small peasants; phytosanitary issues (plague control, genetic modification and the identification of bovine germplasm); and, regarding the transformation process, investigation in bio-conservation and development of advanced techniques to improve food nutritional quality (meat, dairy and milk-based products), as well as to ensure their safety, among others.

Other areas in which Argentina would have demonstrated capacities would be Institutional Strengthening and Social (an aggregated total close to 40% of the 105 final exchanges). It is worth highlighting the importance of projects classified in the *Legal and judicial development and Human Rights* sector (around 20), and that enable Argentina to share its renowned experience in historical memory, genetic profile banks and the development of legal frameworks and forensic sciences, supporting other countries in the search and identification of victims of enforced disappearance, as well as in the progress towards the search for truth, justice and repair. In addition, an important part of the experience the country has shared with its partners in the *Health* area is related to organs, cells and tissues donation and transplant.

¹¹ The Chilean Agency for International Cooperation for Development (AGCID by its Spanish acronym), has been a leader in relating the fight against climate change with cooperation, becoming the first cooperation Agency in Latin-America to have been accredited by The Adaptation Fund, the United Nations initiative for the adaptation to climate change. Through this, in 2017, Chile could access resources to execute projects to improve its resilience to climate change. In addition, Chile is internationally recognized for being a leader in ocean protection, since 43% of its economic zone is shielded with marine protected areas and the country has unprecedentedly designed an ocean policy, as well as an update of its Antarctic policy (AMEXCID and GIZ, 2018).

- b) Meanwhile, basically one half (48%) of the 94 projects in which Brazil participated as provider in 2017, addressed purposes in the Social area, especially in the *Health* (25.5% of total exchanges) and *Water supply and sanitation* sectors (13.8%). Complementary, more than a fifth part of Bilateral SSC projects executed by Brazil was destined to the strengthening of Productive Sectors, its experience in agriculture being very significant. Moreover, 15% of exchanges addressed matters related to Environment, and the remaining 15%, in identical proportions, to the areas of Infrastructure and Economic Services.

Brazil's profile reveals the important development this country has had in some very specific areas. In this sense, the way in which Brazil has shared with almost all the countries of the region its experience in the implementation and expansion of maternal Milk Banks, stands out. This policy has been a reference due to the way in which it contributed to reduce childhood mortality and to advance in the achievement of the Millennium Development Goals (MDG), associated with the 2015 Agenda. This experience accounts for great part of Brazilian's SSC in the Health area which, nonetheless, is complemented by projects dedicated to the strengthening of blood and blood-derived products systems and health surveillance and regulation. In addition, Brazil would have been very active in joining efforts with other countries in their improvement of their water resources management process and, related to the agricultural and environmental areas, in the transference of farming and phytosanitary techniques for special crops (tropical fruits, corn, beans, cocoa, soy...) and the management of protected areas, respectively.

Colombia, Cuba and Uruguay should have a special analysis, three countries which, as providers, participated in a reasonably significant number of projects: 66, 61 and 48, in each case. The distribution of their respective initiatives by sector and area of action reveals significant differences between the profiles of the capacities shared by each of them. Specifically:

- a) Two thirds of Bilateral SSC which Colombia had under execution in 2017 addressed, in the same proportion, the Social and Institutional Strengthening areas. In fact, the relative importance of these two sectors was conclusive in this profile: Other services and social policies and the one dedicated to strengthen institutions and public policies, both with 15 projects, which aggregately explain up to 45% of the 66 exchanges in which Colombia participated in 2017. Within these areas of action, projects through which this country shared its experience to promote coexistence and peace in conflict zones, through programs which foster sports and art, prevailed; as well as those initiatives to improve public services management, to strengthen cadastre services, the digitalization of the public agenda and SS and Triangular Cooperation itself, showing, for example, its progress in terms of valorization. On the other hand, it is worth adding the significant importance that Bilateral SSC projects destined to Culture had (8, corresponding to 12.1% of the total) and which main subjects were, among others: crafts development, reading promotion, the curricular design of a Bachelor's Degree in Library Sciences and the management of archeological heritage.

- b) In turn, Cuba and Uruguay shared a relatively similar number of projects, but their profile was different, almost opposite: extremely specialized, in the former; very diverse and versatile, in the latter. More specifically:

- More than 90% of the 61 Bilateral SSC projects in which Cuba acted as provider in 2017 are explained by its renowned level of development in the Social area: in fact, 39 projects (corresponding to almost two thirds of the total) were related to *Health*; slightly more than a fifth part (13), to *Education*; and the remaining 8.2%, to *Other services and social policies*, where all matters regarding sports as an instrument for social inclusion, in which Cuba is also reference, are considered. Within these projects, those relative to the integral training of Education or Health professionals stand out; some with a long trajectory and that are a reference for its partners (*Yo Sí Puedo* alphabetization program —which method was, already in 2006, acknowledged by UNESCO¹²— or *Operación Milagro*, dedicated

¹² http://www.cubadebate.cu/noticias/2019/10/17/cuba-destaca-resultados-del-metodo-yo-si-puedo-en-la-unesco/#.Xft_IUdKjIU

to facilitate the access of people with scarce resources to ophthalmologic surgeries); but also others more innovative, as those which purpose is the development of alternative treatments and medication, based on ancestral traditions and botanical resources.

- Meanwhile, the 50 Bilateral SSC projects in which Uruguay participated as provider are associated with up to 16 activity sectors (more than one half of the 30 which are recognized in the Ibero-American space) and with all 6 areas of action. In this sense, and as was already anticipated, Uruguay showed a highly versatile profile, in which attention to Social (almost one third of the total exchanged) and Economic purposes (an aggregated 27.1%), was combined with Institutional Strengthening (25%) and Environment (12.5%), together with, although very occasionally, Other areas (the remaining 4.2%). In order to illustrate, Uruguay supported its partners in matters such as the recognition of degrees and certifications related to professional and teacher training (*Education*); the development of capacities in meat sciences, classification and characterization of commercialized meat, and the application of strategic intelligence in the *Agriculture and livestock* sector; as well as all matters related to including a rights-based perspective in public management and to the exchange of better practices regarding territorial equity (*Strengthening institutions and public policies*)

Uruguay participated as provider in around 50 Bilateral SSC projects, which were related to up to 16 activity sectors

Finally, during 2017, there were other 8 Ibero-American countries which acted, at least in one occasion, as Bilateral SSC projects' providers. As was mentioned, the intensity with which they participated was variable and fluctuated between the minimum of 2 projects, provided by El Salvador, Guatemala or the Dominican Republic, and the maximum of 25 projects registered by Peru. In this sense, and opposite to what could be presumed, in terms of providers, the participation in a lower number of exchanges is usually associated with a much-defined profile, given that participating under this role requires the existence of highly renowned strengths. This way, and considering the volume of exchanges, two groups can be identified:

- a) The first group would be composed of Peru, Costa Rica, Ecuador and Paraguay, all them with increasing importance as providers and with more than 10 projects under execution in 2017. The specializations through which each of them would be acting in this role are diverse: to name a few, Peru would stand out due to its support to harvest techniques of typical products of its region such as potato and cocoa, as well as to its experience in relating cooking with entrepreneurship development; meanwhile, environmental issues, relative to protected areas and resources management, would stand out in those capacities shared by Costa Rica; social matters, especially the inclusion of disabled people, would be characteristics of Ecuador's cooperation; and, regarding energy, especially, issues related to water resources, would be remarkable in Paraguay's case, as is portrayed in Box II.7
- b) The second group would be composed of Bolivia, Honduras, El Salvador, Guatemala and the Dominican Republic, which interventions as providers would be more incidental (between 2 and 6 projects in 2017). Still, experiences shared in *Tourism* must be highlighted (the boost to cultural destinations in the case of Bolivia and the management of the hotel industry, in case of the Dominican Republic); also those related to the *Agriculture and livestock* sector and, especially, to the role of women (Guatemala) and to the management of reciprocal guarantees systems (Honduras); as well as those relative to port and airport services and its tariffs and costs, matters on which El Salvador's provided cooperation was focused.

BOX II.7

PARAGUAY: TOWARDS AN INCREASING PROVIDER ROLE IN A BID FOR A DIVERSE AND INCLUSIVE SSC

Between 2007 and 2017, Paraguay has participated in 190 Bilateral South-South Cooperation projects. In 9 out of 10 of these initiatives, Paraguay has participated in a predominantly recipient role. However, in these last few years, and especially since 2016, this South-American country has begun to participate as provider also. In fact, the table below shows the 9 projects in which Paraguay participated under that role, in 2017. As can be appreciated, this cooperation is characterized for being diverse and inclusive, considering Paraguay associated with up to 4 different partners

(Colombia, El Salvador, Dominican Republic and Uruguay) and that its associations enabled the transference of capacities and the exchange of experiences in up to four sectors which include different areas such as the economic (*Agriculture and livestock, Energy and Tourism*), social (*Health and Other services and social policies*), cultural and institutional strengthening ones (*Legal and judicial development and Human Rights*).

According to this diversity, Paraguay shows its capacity to share some of its widely renowned sectoral strengths. In fact, the 2018 edition of this Report, already dedicated a specific section to Project SIMORE, a computer instrument which facilitates follow-up, monitoring and evaluation of the country's level of accomplishment in terms of Human Rights recommendations in the framework of the United Nations and the Organization of the American States (OEA by its Spanish Acronym). As was outlined in that Report (SEGIB,

BILATERAL SSC PROJECTS IN WHICH PARAGUAY PARTICIPATED AS PROVIDER, BY PARTNER AND ACTIVITY SECTOR. 2017

| Partner | Activity sector | Project |
|--------------------|---|--|
| Colombia | Agriculture and livestock | Strengthening livestock competitiveness in Colombia and Paraguay |
| | Culture | Knowledge and best practices transfer for the strengthening of musical capacities (harp) to San José del Guaviare and Puerto Carreño |
| | Culture | Training for public management with an intercultural perspective |
| El Salvador | Energy | <ul style="list-style-type: none"> • Creating a plan of action to define a road map for Hydroelectric Projects in Río Paz. • Exchange of experiences in the development of <i>Cimarrón</i> Hydroelectric Project: hydroelectric power plants construction, operation, maintenance and management of environmental and social aspects |
| | Tourism | Fostering young tourism entrepreneurship for the strengthening of peace culture |
| Dominican Republic | Other services and social policies | TEKOPORA Program: Strengthening social protection project management |
| | Legal and judicial development and Human Rights | Technical Cooperation Program for the implementation of a system to follow-up International Recommendations on Human Rights (SIMORE by its Spanish acronym) |
| Uruguay | Health | Latin-America unites against forgotten diseases (Leishmaniasis) |

Source: SEGIB based on Agencies and General Directions for Cooperation

FROM P. 82

2018; p.72), this instrument, launched in 2014, has become a reference to other countries of the region and has served as a spearhead of the exchange of experiences of Paraguay's Bilateral SSC, as provider. According to the table, in 2017, exchanges in the framework of SIMORE included Paraguay and the Dominican Republic.

Another field in which Paraguay is reference, is that related to the generation of hydraulic energy. The experience dates back to more than 4 decades when, in 1973, Brazil and Paraguay signed the Itaipú Treaty, a legal instrument which enables both countries to take joint hydroelectric advantage of the Paraná River. A year

later, in 1974, in order to ensure shared administration and management, the Binational Company was created, with the same name. Itaipú is currently the biggest hydroelectric company in the world in terms of energy production. In a context in which it is necessary to advance towards Sustainable Development, it is estimated that hydraulic originated energy will continue to be, for many years, the main resource of electric energy for both countries.¹

In this scenario, the achieved development and installed capacity encouraged Paraguay to share, with other partners, through South-South Cooperation, its renowned experience in the

construction and maintenance of hydroelectric power plants, as well as in everything relative to the management of all their environmental and social aspects. In addition, this is also outlined, since 2016, in its Technical Cooperation Catalogue.² This document has resulted in several exchanges, among which, as the table depicts, those executed with El Salvador in 2017 stand out, which were specifically dedicated to support the development two Hydroelectric Projects, such as *Cimarrón* and the one of *Río Paz*.

¹ <https://www.itaipu.gov.py/es/energia/energia-hidraulica>

² <http://www.stp.gov.py/v1/wp-content/uploads/2018/07/Cat%C3%A1logo-de-Oferta-de-Cooperaci%C3%B3n-T%C3%A9cnica.pdf>

Source: SEGIB based on Agencies and General Directions for Cooperation, SEGIB (2018) and Itaipú website

II.4.2.2.

RECIPIENTS

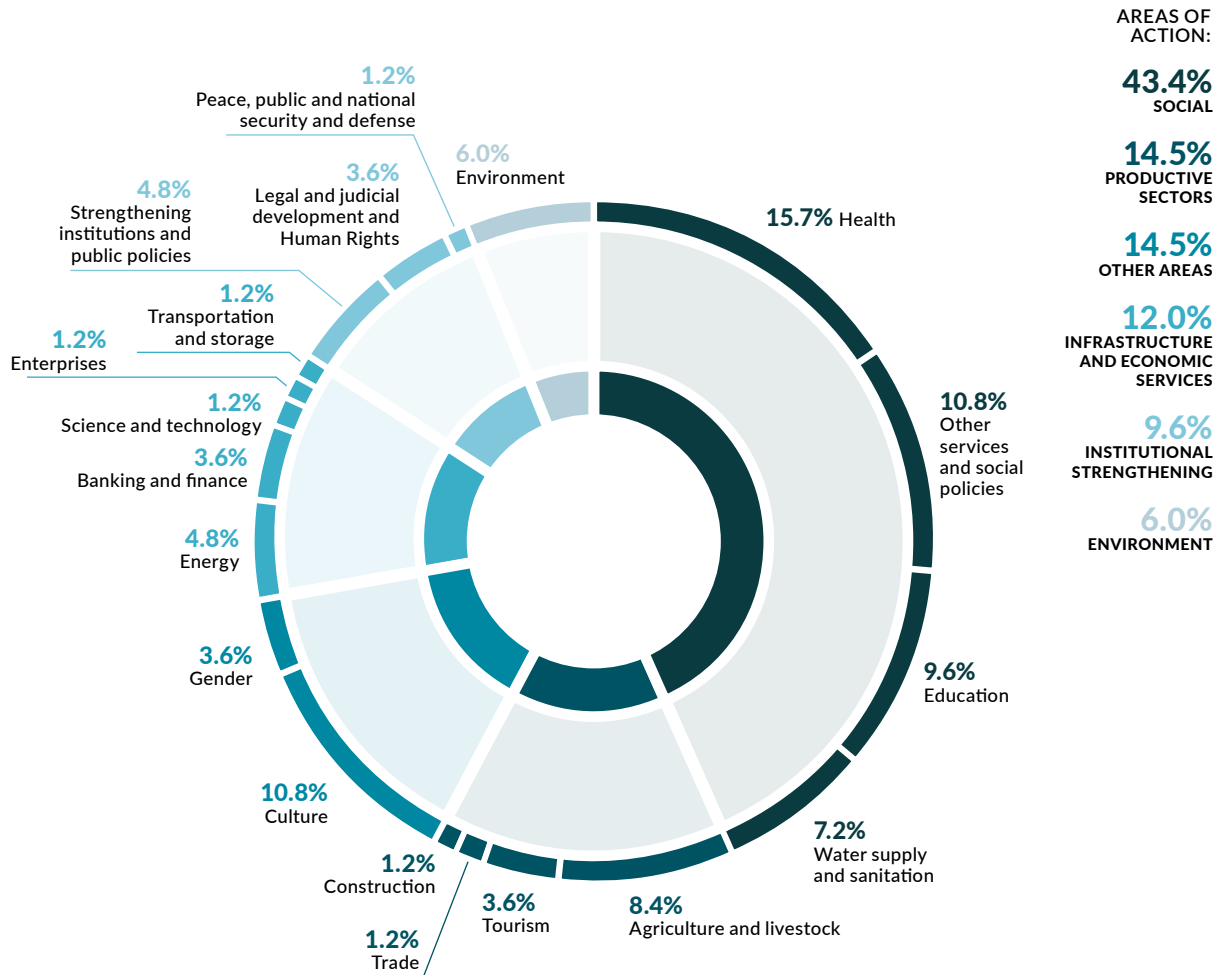
Throughout 2017, El Salvador was the country which participated as recipient in a larger number of Bilateral SSC projects (82). Graph II.7 was designed in order to understand how these exchanges contributed to strengthen some of its capacities. It shows the relative importance of those projects by sector and area of action. Its analysis indicates the following:

- a) The largest part of Bilateral SSC projects which El Salvador received in 2017 (36, corresponding to a remarkable 43.4% of the 82 registered) were destined to the strengthening of the Social area. The relative importance of the projects which addressed this area tripled the one corresponding to areas which followed (in terms of projects): Productive Sectors and Other areas of action, each of them with 12 projects which respectively explained 14.5% of the total exchanged. Meanwhile, contributions to Infrastructure and Economic

GRAPH II.7

DISTRIBUTION OF PROJECTS IN WHICH EL SALVADOR PARTICIPATED AS RECIPIENT, BY ACTIVITY SECTOR AND AREA OF ACTION. 2017

In percentage



Source: SEGIB based on Agencies and General Directions for Cooperation

Services, Institutional Strengthening and Environment were fewer (between 5 and 10 projects); consequently, their share percentages were situated in a lower level which oscillated between 12% and 6%.

b) Coinciding with the above, when the analysis focuses on the sectors, the most remarkable activities were precisely those which addressed Social purposes: *Health* (15.7% of the total received), *Other services and social policies* (10.8%), *Education* (9.6%), and *Water supply*

and sanitation (7.2%). Cooperation in these areas materialized, for example, through the reception of support to extend the National Network of maternal Milk Banks and to advance in the process to certify their quality; as well in the strengthening of El Salvador's national blood and blood-derived products system and in the promotion of the associated donation mechanisms. In addition, both in the *Health* sector as well as in *Education*, some of the identified projects were destined to strengthen institutions associated with its related sectors. This was combined with a bid to learn about innovative education experiences, which favor, not only children insertion and continuity, but also progress in their learning processes, through resources such as dance and chess. Art, together with sports, were also the focus of other projects that were intended to improve social coexistence and inclusion. There was also a commitment to prioritize, in the public national agenda, all matters related to childhood and young people development. Finally, El Salvador seized the opportunity to learn about other partners' experiences in order to improve sanitation and water treatment processes.

- c) There were other two relevant sectors regarding Bilateral SSC received by El Salvador throughout 2017, however, both of a very different nature: *Culture* (slightly more than a tenth part of the total exchanged) and *Agriculture and livestock* (7.2%). It is worth highlighting the commitment to include an intercultural perspective in public management, coinciding with El Salvador's national rich reality; to learn about processes which will enable the creation of a quality seal that identifies indigenous products; and an effort to link musical pedagogy with a peace culture. In terms of *Agriculture and livestock*, cooperation focused on food security and small producers, especially through the introduction of growing and irrigation techniques to improve the harvest of basic products such as corn and beans.

Meanwhile, throughout 2017, Colombia, Mexico, Uruguay and Argentina were recipients in around 60 Bilateral SSC projects. Participating in these exchanges enabled each of them to continue strengthening some of their capacities, as well as to close some sectoral gaps. More specifically:

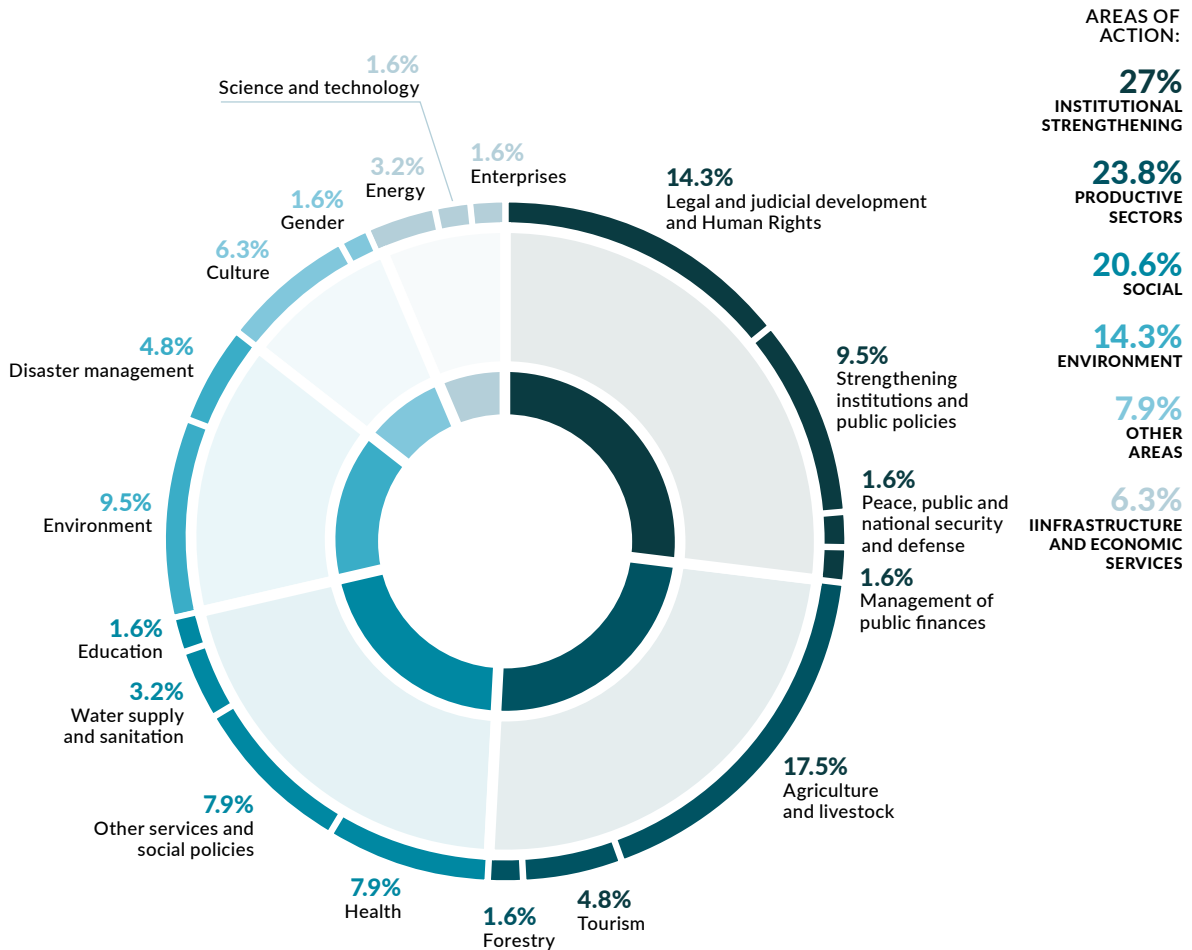
- a) Graph II.8 was designed to show the case of Colombia (63 projects). As its analysis suggests, one half of the total projects this country received, were destined to the strengthening of its Institutional (27.0% of the total exchanged) and Productive Sectors (23.8%) areas. The other half was distributed in areas such as Social (20.6%), Environment (14.3%) and the generation of Infrastructure and Economic Services and Other areas of action (6.3% and 7.9%, respectively).

In fact, this profile responds to the strong relative importance of the projects destined to strengthen the *Agriculture and livestock* (11 exchanges, corresponding to 17.5% of the total), *Legal and judicial development and Human Rights* sectors (other 9 initiatives which explained 14.3% of the total), and, to a lesser extent, to strengthen institutions and public policies and environment matters (6 projects in each case which, aggregately, represented a fifth part of 63). In terms of specific exchanged experiences, in the productive field, those destined to enhance agricultural production through, for example, the development of bio-fertilizers and the adoption of new furrow techniques and phytosanitary progress to mitigate plagues, must be highlighted. Meanwhile, in the institutional field, there was an emphasis on matters related to historical memory, the search, identification and localization of missing persons, including efforts to incorporate the Human Rights perspective in legal medicine and forensic science; as well as judicial security to consolidate social peace. In this sense, much cooperation was referenced to Peace Agreements, having effects in all areas, not only in institutional or social ones. This way, for example, in the environment field, projects for the management of protected areas were combined with more extraordinary ones, such as those dedicated to the negotiation and resolution of socio-environmental conflicts, as a contribution to the construction of peace in protected areas.

GRAPH II.8

DISTRIBUTION OF PROJECTS IN WHICH COLOMBIA PARTICIPATED AS RECIPIENT, BY ACTIVITY SECTOR AND AREA OF ACTION. 2017

In percentage



Source: SEGIB based on Agencies and General Directions for Cooperation

b) In contrast, basically two thirds of Bilateral SSC in which Mexico participated as recipient (other 63 projects) had a clear socio-economic orientation: in fact, around 40% of the exchanges were destined to strengthen different aspects of the economic area (7 out of 10 focused on productive activities); while the remaining almost 25% was explained by the support to social areas, together with an important bid for environment

matters, which, on their own, explained a remarkable 17.5% of the total exchanged. Consequently, areas such as Institutional Strengthening and Other areas had a smaller importance (11.1% and 7.9%, in each case).

In fact, this cooperation was disperse and distributed in a significant number of sectors (more than one half of those recognized in the

Ibero-American space), provoking that the number of projects associated with each of the sectors was relatively low. Only two sectors registered more than ten exchanges: *Agriculture and livestock* and *Environment*. This analysis must also consider the particular case of Mexico, in which many of these projects were classified as “bidirectional”. In these situations, Mexico was both recipient and provider, seizing the exchange of experiences to strengthen its capacities as well as its partner’s. In any case, the way in which all this contributed to improve specialization in terms of traceability and bio-security in livestock practices, as well as the competitiveness of associated production chains, must be highlighted, together with the support to fight against climate change, the adoption of techniques to monitor and mitigate soil degradation, and those applied in waste management, to name a few.

- c) In the case of Uruguay, Bilateral SSC reception was highly oriented to strengthen certain specialized areas in the Social (basically 4 out of 10 of the 62 projects in which this country participated in this role) and Institutional fields (slightly more than 21%). In fact, the three sectors in which a higher number of exchanges were registered were related to the above-mentioned areas: *Health*, *Education*, and *Institutional Strengthening and public policies*, with 8-9 projects in each case. The Economic area, in turn, aggregately explained a remarkable 26.2% of the final projects, the proportion dedicated to Infrastructure and Economic Services also being higher, with a relative importance of 16.4%, which duplicated the Productive Sectors area (8.2%). This is actually a total of 16 projects, classified in up to 6 different sectors, with a maximum number of 5, associated with *Agriculture and livestock*. In addition, Environment and Other areas registered a lower relative importance, of 9.8% and 3.3%, respectively.

As was anticipated, this cooperation enabled Uruguay to further strengthen capacities which it had already developed. For example, through SSC, Uruguay broadened the scope of its national donation and transplant, and disability policies, through the approach to other experiences related to tissue banks and donor registers, as well as in prosthesis design, production and repair systems. In the education field, the country made efforts to advance in the processes of evaluation, accreditation and recognition of official education certifications. In addition, and

in terms of public policy strengthening, contributions were made for Uruguay to make a better use of prospective as a long-term planning instrument and, in line with the debates on which the international development agenda is currently focusing, it received contributions to strengthen the monitoring and follow-up of the SDGs and the analysis of the consequences that graduation can have in High Middle-Income and High-Income countries.

- d) In line with this, Argentina seized the exchange of experiences to strengthen areas in which it is already a reference, as suggested by the fact that the Bilateral SSC it received was concentrated in the *Agriculture and livestock* and *Tourism* sectors (9 out of 7 projects in a total of 58, corresponding, aggregately, to more than a fourth part). In fact, projects related to the Economic area, explained basically 45% of the final exchanges in a proportion in which Productive Sectors clearly prevailed (4 initiatives for each 1 of those dedicated to the generation of Infrastructure and Economic Services). Meanwhile, the Social area (*Health* prevailing) explained another 25.9% compared to 8.6% and 3.4% relative to Environment and Other areas of actions.

In terms of specific experiences, teacher training in technical-agricultural education, the identification of cooperation opportunities between institutions specialized in agriculture and livestock, and the search for alternative instruments such as apiculture, must be highlighted. Exchanges related to border tourism best practices also stood out. In fact, several projects were identified destined to seize natural cross-border resources, to design a common strategy for both partners and favor, not only the promotion of binational tourism but also the consequent development of communities.

In addition, Peru, Chile, Bolivia and Paraguay, in the Southern part of the continent, together with Honduras in Central-America, participated as recipients in a similar number of projects, which fluctuated between 40-50 exchanges. According to their necessities, very diverse sectoral profiles were identified, despite the similarities in the intensity of their participation. Specifically:

- a) Bolivia concentrated almost 45% of the total received projects in two sectors: *Health* (23.3%) and *Agriculture and livestock* (20.9%). The former includes experiences related to medical interventions (childhood oncology and ophthalmology for families with scarce resources), and strengthened institutions associated with the sector (medical arbitration and Telehealth). With respect to *Agriculture and livestock*, projects oriented to the transfer of irrigation, harvesting, and phytosanitary techniques, mostly applied to some specific Amazonian products, such as potato, rice, soy and corn, stood out.
- b) In a similar way, slightly more than 40% of Bilateral SSC projects in which Paraguay participated as recipient in 2017, were related to other two Social sectors: *Health* (23.1% of the total) and *Other services and social policies* (17.9%). In both cases, those experiences which enabled the strengthening of institutional aspects prevailed. Concerning this, it is worth highlighting the following: training of physicians; the implementation and expansion of health networks and maternal Milk Banks; the support to the National Direction for Health Surveillance or to the Secretary for Disability; the development of food and nutrition national surveys; and the approach to methodologies to consider football as a social inclusion instrument; among others.
- c) Meanwhile, Bilateral SSC received by Chile stands out for the way in which its main areas of action were interrelated: *Environment* (16.3% of the projects), *Agriculture and livestock* and *Other services and public policies* (9.3% each). In fact, it is easy to identify, for example, projects destined understand how to measure the carbon footprint generated by certain harvests; how to cultivate table grape while contributing to the mitigation and adaptation to climate change; or how to provide sowing with a perspective which integrates productive objectives with social inclusion; among others.

- d) On the other hand, there would be three sectors which would especially stand out in the cases of Peru and Honduras: *Health, Other services and public policies* and *Environment*, with aggregated proportions which, in each case, would explain around 40% of the received cooperation. In both cases, priorities would have focused on: the strengthening of specialized sanitary institutions (donations and transplants or blood and blood-derived products, respectively), the training of physicians (general and specific, for example, in field epidemiology –Peru– or in mental health –Honduras–), or the expansion of maternal Milk Banks. Both Peru and Honduras would also have seized this cooperation to strengthen capacities related to the management of protected areas.

Finally, it is important to analyze the cases of Cuba, Guatemala, Costa Rica, the Dominican Republic, Ecuador and Panama, which received around 20 to 30 projects; as well as Nicaragua, Venezuela and Brazil, none with more than 15 exchanges. With further detail:

- a) As is frequent, Cuba combined the transfer of its experience in the Social area with the strengthening of Economic capacities, especially concentrated in the *Agriculture and livestock* (15.2% of exchanges), *Extractive* (12.1%) and *Industry* sectors (9.1%). Projects worth mentioning are: phytosanitary, those related to Genetically Modified Organisms (GMO); those with an agriculture and livestock and bio-ecological perspective; those related to the processing of cartographic information; as well as those destined to the development of mining regulatory frameworks.
- b) For Guatemala, cooperation received to strengthen its institutions and public policies was especially relevant (basically 1 out of 4 projects received). Those which combined government management with its modernization through the introduction of new technologies, stood out. In addition, Box II.7 summarizes the experiences in which this country participated in 2017 which purpose was the promotion of Gender equality in a population which is doubly discriminated such as indigenous women.

- c) Costa Rica and the Dominican Republic, in turn, showed a very diversified profile, since basically one half of the projects received (around a dozen) were distributed, in each case, in up to 5 different sectors. In Costa Rica's case, cooperation strengthened areas such as *Health, Industry, Environment, Culture* and even *Transportation and storage*. In the case of the Dominican Republic, strengthened capacities affected various sectors such as *Trade, Culture, Education, Health* and *Strengthening institutions and public policies*.
- d) Regarding Ecuador and Panama, both with around 20 projects, exchanges which strengthened, in each case, different areas, prevailed: the Social area in Ecuador's case (*Health and Other services and social policies*) and the Economic area in Panama's case (*Agriculture and livestock and Fisheries*). Specifically, in Ecuador's case, projects implemented in 2017 were focused on medications, maternal Milk Banks and early childhood; and, in Panama's case, on school and family gardens, animal and plant health and aquaculture.
- e) Finally, more than one third of the projects received by Nicaragua, Venezuela and Brazil, was destined to strengthen these countries capacities in the *Health* sector. In the case of Nicaragua and Venezuela, there was also an important participation of other projects related to the Social area (*Water supply and sanitation* in the case of Nicaragua and *Other services and social policies* in the case of Venezuela); while in Brazil's case, projects received in the *Agriculture and livestock* sector, complemented the final number.

BOX II.8

GUATEMALA: INTEGRATING SSC WITH THE DEFENSE OF INDIGENOUS WOMAN

In 2013, the Economic Commission for Latin-America and the Caribbean (ECLAC) published a report which is currently still the reference to learn more about the situation of indigenous women in our region. This way, always considering this report, it is estimated that there is a population of more than 23 million indigenous women which belong to more than 670 villages, in Latin-America and the Caribbean. In this sense, as is summarized in the table designed to these effects, Mexico, Guatemala and Peru would be the countries of the region in which the highest number of indigenous women would live (8.7 million in the first case, around 3.3 in the other two). These figures would explain between 15.3% and 23.8% of the total of women that live in these three countries. Meanwhile, in Colombia, Ecuador and Brazil,

indigenous women would be around 70,000 and 400,000 and, their relative importance over the total of women would fluctuate between 0.4% in Brazil, and 7.1% in Ecuador. Nicaragua, Panama, Uruguay and Costa Rica, in turn, would register absolutely lower figures (between 50,000 and 200,000), but with a more variable and higher relative importance, up to 12.1% in Panama (ECLAC, 2013) (World Bank, 2016).

In this scenario, there are numerous studies which further examine how this double condition of being woman and indigenous increases this group's vulnerability, generating permanent inequality and discrimination gaps with respect to men and to non-indigenous population in terms of, for example, access to education, health, the labor market or to

political decision-making spaces, to name a few. Counterbalancing, these same reports also reveal the capacity indigenous women are demonstrating to overcome this situation and its long-lasting challenges. This becomes evident through their increasing leadership in indigenous political and social organizations, as well as in the way in which they are assuming responsibilities in social and political spaces which are key.¹

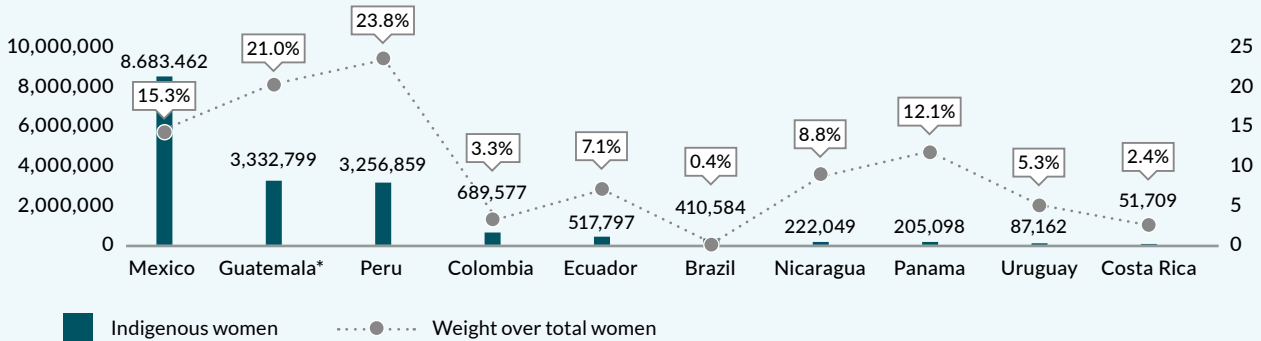
Guatemala is the second Latin-American and Caribbean country with the highest total indigenous population and indigenous women. In this sense, given the country's awareness of this reality and the challenges it generates, especially in a context guided by the will to achieve the 2030 Agenda, it is easy to understand why this group is

¹<http://www.filac.org/wp/comunicacion/filac-informa/situacion-de-la-mujer-indigena-en-america-latina-y-el-caribe/>

FROM P. 89

INDIGENOUS WOMEN IN LATIN-AMERICA, BY COUNTRY

Total population of indigenous women and percentage in the total of women



* <https://lac.unwomen.org/es/donde-estamos/guatemala>

Source: SEGIB based on ECLAC (2013), World Bank (2015) and UN Women

considered with special attention in the country's action plans, among which we must consider the National Policy to Promote Women's Integral Development –PNPDIM, 2008-2023, by its Spanish Acronym– and the National Development Plan K'atun: Our Guatemala 2032.²

With all the above, Guatemala intends to promote indigenous women empowerment, to facilitate their full inclusion in the economy and in decision-making processes, as well as to ensure their rights and, ultimately, that they can take advantage of national development, in equal conditions.³ National efforts to face these challenges are accompanied by a commitment to exchange experiences and strengthen its capacities through South-South Cooperation. In 2017, this was materialized through the reception of two Bilateral SSC projects and one action. With further detail:

a) On the one hand, Mexico (first country in terms of population and indigenous women, and that shares

priorities with Guatemala in its own National Development Plan), ratified, together with the Central-American country, its purpose to create a cooperation agreement to share experiences and strengthen joint actions in favor of indigenous women. This agreement, named "Knowledge transfer on public policies and indigenous women", was conceived in an integral manner, proposing actions that include all matters which contribute to the eradication of all violence against women and to broaden their opportunities of political and social participation, among others. This way, and in relation to 2017, Mexico's and Guatemala's cooperation materialized in one project named "Exchange of experiences in the framework of the attention and prevention of Violence against Women".

b) On the other hand, also during 2017, Guatemala received technical assistance from Colombia, in a project

conceived to design a road map which would enable Guatemala's institutions to have better strategies and mechanisms for the attention and repair of indigenous women victims of violence, and which should contribute, in turn, to the strengthening of the Office for Indigenous Women Protection, created after the Peace Agreements of 1996.

c) Finally, in a specific action, the National Civilian Police of El Salvador presented, in Guatemala, its Network of Women Human Rights Defenders, a mechanism for the defense and promotion of women's rights within the police corporation, which was one of the steps in which its Institutional Policy for Gender Equity and Equality in National Civilian Police, materialized.⁴

^{2,3} <https://lac.unwomen.org/es/donde-estamos/guatemala>

⁴ <http://www.pnc.gob.sv/portal/page/portal/informativo/novedades/noticias/Presentaci%F3n%20de%20Red%20de%20Mujeres%20Defensoras%20de%20los%20Derechos%20Hu#.XfdVvINKiUk>

Source: SEGIB based on Agencies and General Directions for Cooperation, World Bank (2015), ECLAC (2014) and queries in the websites of the Fund for the Development of Indigenous People in Latin-America and the Caribbean (FILAC by its Spanish acronym), UN Women and El Salvador's National Civilian Police.

II.5

BILATERAL SOUTH-SOUTH COOPERATION AND SUSTAINABLE DEVELOPMENT GOALS

Ever since its approval in the United Nations General Assembly in September 2015, the Ibero-American space has shown a firm commitment to the 2030 Agenda and to everything which results in the progress towards a development that “leaves no one behind”. This commitment has materialized through South-South Cooperation, in the search for instruments which contribute to the achievement of the Sustainable Development Goals (SDG). In line with the aforementioned, since 2016, Ibero-American country’s institutions responsible for SSC Cooperation have the mandate to advance,

together with SEGIB and PIFCSS, in collectively developing a methodology to identify the possible contributions of those South-South Cooperation projects which are being executed, to the SDGs. This methodology is not intended to evaluate or measure the impacts of these contributions, it is only an instrument to further understand the potential contribution these projects are having to the countries’ —and, ultimately, the region’s— efforts to achieve Sustainable Development.

This Report’s last edition already anticipated the main characteristics of this methodology,¹³ in which the countries, together with SEGIB and PIFCSS, have been working throughout 2019 and which main results will be systematized in a final document that will be published in 2020. Figure II.1 was designed to summarize the steps that have been taken in the development of this methodology, as well as the logic on which it is based. Specifically:

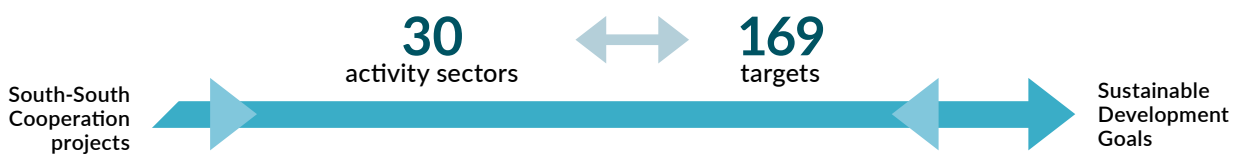
FIGURE II.1

ABOUT THE IBERO-AMERICAN METHODOLOGY ON SSC AND SDGS

II.1.1. Collective design process



II.1.2. Basis for the methodological proposal



¹³ Refer to Box II.10 in SEGIB (2018, p.79)

- a) As shown in Figure II.1.1. the designed methodology originates in a previous exercise developed by SEGIB since the 2016 edition of this Report on South-South Cooperation in Ibero-America. Countries' inclusion to the collective work was done at two levels: through a Working Group (with reduced members and formed by Argentina, Guatemala, Mexico, Panama, Paraguay, Peru, Spain and Uruguay), and through the participation of PIFCSS 21-member countries.

An important instrument to ensure the participation of all the countries in this exercise was the development of two workshops, co-organized with PIFCSS, the first one in Santo Domingo (Dominican Republic), in September 2018, and the second one, in Montevideo (Uruguay), in April 2019. The final approval of the methodology by all countries and its systematization and public presentation will be based on these workshops, on consultations and on a preliminary testing. A document, which development is still pending, is estimated to be available by mid 2020.

- b) On the other hand, Figure II.1.2 synthesizes, in a very succinct and indicative manner, the basis of this methodological proposal which must facilitate the identification of the possible contribution of the region's SSC projects to the SDGs. In this sense, the methodology requires the definition of a process to "transit" from SSC projects "across" the 30 activity sectors into which the same projects are classified in the Ibero- American space, arriving to the 169 targets associated with the 17 Development Goals and, through these, identify the SDG to which these projects better "contribute".

The developed methodology, in its most definite version, was applied in this 2019 edition of the Report, to the analysis of Bilateral SSC projects which were exchanged by the countries of the region throughout 2017. In this case, a total of 641, due to the way in which, as in the sectoral analysis, "bidirectional" projects are considered. Graph II.9, plotted to portray the results, is a radial column chart in which the 17 radial dividers (axes) correspond to each of the Sustainable Development Goals (SDG). SDG 1 is placed in the most vertical axis, as if twelve o'clock, and the rest of the variables (the other SDGs) are correlatively arranged clockwise, on the circle's perimeter. Columns (bars or segments) are plotted inside each radial divider (axis). Its dimension depends on the number of projects which would be potentially aligned with the corresponding SDG, moving away from the center of the circle as the number of projects increases.

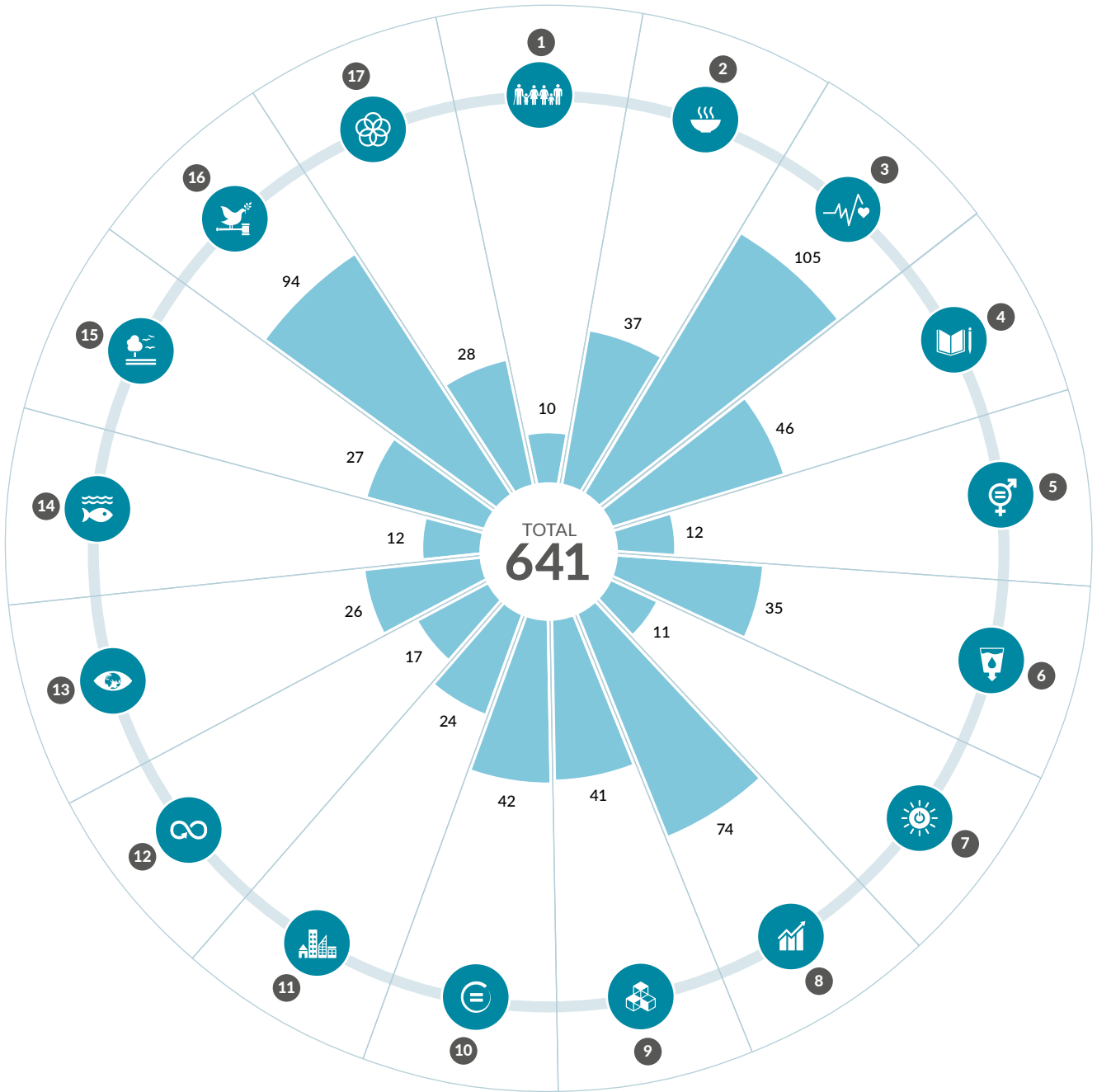
Analysis of Graph II.9 shows the following:

- a) A large part of the projects, 4 out of 10, could contribute to the achievement of three SDGs: SDG 3 about "Good health and well-being" (105 projects, corresponding to 16.4% of the total), SDG 16, dedicated to "Peace, justice and strong institutions" and SDG 8 "Decent work and economic growth" (94 and 75 exchanges which explained, respectively, 14.7% and 11.5% of the total projects registered in 2017).
- b) There was another 30% of the exchanges which could be oriented to support the achievement of up to 5 different SDGs: SDG 2 "Zero hunger", SDG 9, dedicated to "Industry, innovation and infrastructure", SDG 4 and 10, relative in each case to "Quality education" and "Reduced inequalities"; and SDG 6 regarding "Clean water and sanitation". The number of projects related to each of these SDGs fluctuated between 35 and 45, with relative shares between 5% and 7.5%.
- c) Finally, the remaining 30% of Bilateral SSC projects exchanged in the region throughout 2017 would be oriented to:
- On the one hand, the achievement of three SDGs with an environmental component (SDGs 11 "Sustainable cities and communities", 13 "Climate action" and 15 "Life on land") and to which SDG 17 "Partnerships for the goals", must be added. Around 25 projects would have been registered related to each of these Goals.
 - On the other hand, advancing in the achievement of another five SDGs: SDG 1 "No poverty", SDG 5 "Gender equality", SDGs 7 and 12, relative to "Affordable and clean energy" and "Responsible consumption and production"; and SDG 14 regarding "Life below water". Despite action related to these would be lower, exchanges associated with each of them would not have been less than 10.

GRAPH II.9

DISTRIBUTION OF BILATERAL SSC PROJECTS, BY THE SDG WITH WHICH THEY COULD POTENTIALLY BE ALIGNED. 2017

In units



Source: SEGIB based on Agencies and General Directions for Cooperation

A more detailed analysis of the specific contents of the projects which were implemented throughout 2017, enables a better understanding of the purposes through which SSC could actually be supporting the achievement of the SDGs. More specifically:

- a) As was anticipated, more than one hundred projects could be contributing to “ensure healthy lives and promote well-being for all at all ages”, purpose on which SDG 3 concentrates.¹⁴ The largest part of these projects coincides

¹⁴ All literal references to the contents of the 17 Sustainable Development Goals (SDG) are based on <https://www.un.org/sustainabledevelopment/es/objetivos-de-desarrollo-sostenible/>

with SSC developed to support the *Health* sector, not only its institutions, but also the cooperation that combines addressing diseases from their prevention to their treatment, as well as the improvement of life quality in general. It is worth mentioning some examples: those developed to control and reduce tobacco consumption; those relative to improving nutrition (especially, in early childhood and older adults); those dedicated to especial treatments (child oncology and neuro-protective medications to reduce pain); or those registered to strengthen donation and transplant systems. However, by the way in which the methodology is conceived, some of the SSC projects which are identified are classified, initially, in sectors which are different from *Health*, such as *Agriculture and livestock*, *Population and reproductive health*, and *Other services and social policies*, including *Environment*.

In order to illustrate, it is appropriate to make a reference to that cooperation which, through phytosanitary management, pursues, as its main aim, the improvement of health by restraining communicable diseases. This cooperation promotes the universal access to health services, with a focus on migrants; promotes the improvement of quality of life by fostering sports and exercise; and positively improves health by acting in the reduction of air, water and soil pollution.

- b) On the other hand, considering the enormous importance that the strengthening of the public sector has in SSC developed by the region, it is not surprising that another almost one hundred projects are related to SDG 16, conceived to “*promote peaceful and inclusive societies for sustainable development*”, which requires, in turn, to “*build effective, accountable and inclusive institutions*”. In this sense, alignment with this purpose is achieved through very diverse projects, classified in up to 9 different activity sectors. To name a few which prevail: those which improve statistics and indicators, or those which strengthen public planning, evaluation and management systems through the inclusion of ICTs to improve access to information, decision making and accountability to citizens; also projects which contribute to countries’ legal and judicial development, as well as to stop any discrimination form. In this sense, it is important to highlight all cooperation that promotes access to justice; the one which focuses in how to facilitate the reinsertion of youth in conflict with law; and the one which addresses, from different

perspectives, the respect for Human Rights; the one which contributes to the fight against traffic of all people or that promotes the development of measures to eradicate child labor; as well as all SSC that, using sports or art as instruments, promotes coexistence, social inclusion and peace in communities which are in conflict.

- c) Meanwhile, a great part of the projects which in 2017 were intended to strengthen the different productive sectors, infrastructures and services which ensure a correct economic operation, including the promotion of other industries (such as *Culture*), could have been focused on SDG 8, which addresses not only aspects relative to growth and its sustainability, but also those which promote “*employment and decent work*”. In this context, projects which were classified in the *Employment and Enterprises* sectors, as well as in those related to *Agriculture and livestock* and *Tourism*, were especially relevant. Some examples would address the recognition and certification of labor capacities and the promotion of entrepreneurship and micro, small, and medium-sized enterprises. It is also worth highlighting all cooperation through which irrigation and harvesting techniques are shared, the one which develops new fertilizers or strengthens the processing chains of some of the region’s common agriculture products; as well as the one which transfers experiences related to fostering tourism as a local development engine. In all these cases, worthy of mention is the cross-cutting perspective that emerges when focusing on families and employment alternatives; as well as on the application of management techniques which enable all economic activity to advance towards a model which is as much sustainable as possible.

- d) Again, the *Agriculture and livestock* sector, but also *Fisheries*, would be related to projects which intended to strengthen SDG 2 and through that “*achieve food security and improved nutrition*”. In order to illustrate, projects which combine food production, also focusing on self-consumption, should be mentioned, as well as those dedicated to improve the access of populations with nutritional shortages to food. SSC projects classified in the *Health* sector or in *Other services and social policies*, would also share this purpose, since this cooperation is conceived to fight against chronic malnutrition, to develop food rich in specific nutrients (oil and omega 3), or to promote school lunchrooms and gardens, to name a few.

Once again, the *Agriculture and Livestock* sector, but also *Fisheries*, would be associated with projects aimed at strengthening SDG 2 and, through that, “*achieve food security and improved nutrition*”

- e) “*Availability and sustainable management of water and sanitation for all*” would be another purpose which would conduct some of the projects which address SDG 6, mainly classified in the sector *Water supply and sanitation* and, occasionally, in *Environment*. All projects related to water resources management, to ensuring access to them and to sanitation, tariffs systems and attention to rural areas, among others, would be included.
- f) A similar number of projects, preferably related to the *Industry* and *Science and technology* sectors, are oriented to another SDG, 9, with a similar relative importance, in the search for “*resilient infrastructure*”, “*inclusive and sustainable industrialization*” and the fostering of “*innovation*”. Some of these would enable the exchange of experiences regarding scientific and technological progress applied to economic processes, especially productive ones, sometimes adding the double aim to do this in a more environmentally sustainable manner. In order to illustrate, projects which promote the reutilization of waste to design and develop new products (banana baskets), deserve highlighting.
- g) SSC which in 2017 was destined to advance in the achievement of SDG 4 “*Quality education*” and 10 “*Reduced inequalities*”, merits a special reference. These two SDGs are strongly interrelated. As should be expected, there would be an intense correlation between projects classified in the *Education* sector and SDG 4, as well as between those relative to *Other services and social policies* and SDG 10. Diverse projects would be identified which would include from training of trainers to the digitalization of classrooms and curricular contents, considering also pedagogic innovations such as turning into chess or art to teach little children. Moreover, cooperation which strengthens the most integral social policies, conceived to promote social inclusion and which focus its action on the most vulnerable groups, such as early childhood, young people, older adults or disabled people, should be highlighted.
- h) Progress towards making “*cities and human settlements inclusive, safe, resilient and sustainable*”, according to what SDG 11 pursues, would be contemplated in projects of a very different nature. Those oriented to the integral improvement of neighborhoods and the strengthening of housing policies which promote, in turn, inclusion (classified in *Other services and social policies* sector) would be evident; as well as those which foster the protection and safeguard of cultural and natural heritage, especially that of indigenous people (related to the *Culture* sector). More specific projects which intend to foster the use of public bicycles in big cities (*Environment*), must also be mentioned.
- i) Meanwhile, projects mostly classified in the *Environment*, *Disaster management*, *Forestry* and, occasionally, *Agriculture and livestock*, sectors would be those which would have the purpose to advance in SDG 13 “*Climate action*” and 15 “*Life on land*”. This cooperation would focus on: control of carbon dioxide emissions; diagnosis and prevention of the most extreme effects of climate change, but also on the adaptation and mitigation of these; biodiversity management and the sustainable management of forests, which use as carbon sinks is key when facing this phenomenon global challenge.

- j) With reference to SDG 17, much focused on the means that should enable the implementation of the 2030 Agenda as well as the development of a “*global partnership for sustainable development*”, two types of projects could be identified. A first group related to, for example, the introduction of tariffs systems in sectors such as *Transportation and storage* and *Energy*, contributing to the improvement of tax revenues which should contribute to Development financing. The second group, related to the development of associations and collective efforts, through the strengthening of International, South-South and Triangular Cooperation, as well as through the exchange of experiences to improve the indicators which will allow each of the countries to develop a better monitoring and follow-up of the SDGs.
- k) Finally, there are more than 50 projects, a lower but not less important number, which aggregately would tend to be aligned with SDG 1 “No poverty”; SDG 5 “Gender equality”; SDG 7 “Affordable and clean energy”; SDG 12 “Responsible consumption and production”; and SDG 14 “Life below water”. In order to illustrate, these projects would be focused on: strengthening national strategies for poverty eradication; advancing in the fight against violence towards women; promoting renewable energies and their efficient use; and in all matters related to waste management, especially that derived of economic activities such as extractive; as well as those related to sea and ocean management. Box II.9 was designed to illustrate this last case. It contains information regarding the 12 projects which should contribute to preserve one of humanity’s most precious goods: water and its biodiversity. It also details between which countries these projects were exchanged and how.

BOX II.9

JOINING EFFORTS FOR THE CONSERVATION OF OCEANS, SEAS AND MARINE RESOURCES

When the United Nations presents SDG 14, conceived to “*conserve and sustainably use the oceans, seas and marine resources*”, it raises an alarm on the importance of these resources for planet Earth to be habitable, as they are an essential part of the food we eat and the oxygen we breathe. This idea is emphasized through a remainder of the key role oceans and seas have historically had in the world’s economy, as they are considered “*vital conduits for trade and transportation*”. In addition, it is firm when warning that “*careful management of this essential*

global resource” is necessary if we expect Sustainable Development for the future.¹

This reality is especially critical to our region. Latin-America and the Caribbean have a coastal line of almost 70,000 kilometers and, along these, most urban settlements are located. Fisheries, tourism and port activities are key in the economy of the great majority of our countries. There is information to illustrate this. In 2012, Chile, Mexico and Peru explained more than 11% of the world’s total fishing, these countries being part of the 18

which concentrate 80% of all fishing in the world. In addition, the region explains basically the tenth part of the world’s container traffic by sea; and 45% of the world’s cruise travel, is developed in the Caribbean (ECLAC; 2019).

However, these economic, but most importantly, biodiversity and life resources —7% of the world’s coral reefs are concentrated just in the Caribbean— are facing strong threats, partly because of their increasing deterioration. Plastic accumulation, agrochemicals and domestic residual waters, are the

¹ <https://www.un.org/sustainabledevelopment/es/objetivos-de-desarrollo-sostenible/>

BILATERAL SSC PROJECTS POTENTIALLY ALIGNED WITH SDG 14. 2017

| Partners | Project |
|-------------------------|---|
| Argentina/Chile | Cooperation for the appropriation and awareness recreational fishing sustainability in school education in <i>Futaleufu</i> and <i>Palena</i> communities, through the experience of the Province of Chubut (Argentina) |
| Brazil/Mexico | Exchange of experiences for professional and technical training in the areas of fisheries and aquaculture |
| Brazil/Peru | Capacity strengthening to improve aquaculture production in <i>Bajo Yavari</i> |
| Brazil/Peru | Capacity Strengthening to improve aquaculture production in <i>Madre Dios</i> |
| Chile/Costa Rica | Cooperation in mariculture between Chile and Costa Rica |
| Chile/Mexico | Institutional capacity strengthening for the sustainable use of oceans and seas, with emphasis on protected marine areas and adaptation to climate change |
| Chile/Mexico | Development and strengthening of the aquaculture industry between Jalisco and Chile |
| Cuba/Mexico | Biological and fishing investigation of the red grouper <i>epinephelus morio</i> |
| Mexico/Panama | Capacity strengthening in the aquaculture and fishing sectors for clusters creation and implementation |
| Mexico/Panama | Evaluation and conservation of the population levels of sea snails <i>Strombus (Lobatus)</i> |
| Mexico/Panama | Creation of a committee for the strengthening of the fishing sector and its value chain |
| Peru/Dominican Republic | Exchange of experiences between the Dominican Fishing and Aquaculture Council (CODOPESCA) and the Technological Production Institute of Peru |

Source: SEGIB based on Agencies and General Directions for Cooperation

three most important sources of pollution. In fact, just the Mediterranean Sea concentrates a plastic pollution which is bigger than the Caribbean's. In addition, in Chile, for example, 5,000 plastic pieces by square kilometer have been found at a distance of 1,000 km from the coast. In the Easter Island, these numbers increase up to 50,000 pieces by square kilometer (ECLAC; 2019).

In this context, and guided by the commitment to advance towards the 2030 Agenda and Sustainable Development, the Ibero-American countries have acted on different fronts; one of them is South-South Cooperation. In this sense, just in 2017, up to


12 projects were identified which could be aligned with SDG 14 "Life below water". The table, which was plotted to these effects, summarizes these projects and its main stakeholders.

As shown in the table, a total of up to 9 Ibero-American countries were implied in promoting this kind of exchanges: Mexico did in up to 6 occasions; Brazil, Chile, Panama and Peru, in 3; while Argentina, Costa Rica, Cuba and the Dominican Republic, participated in 1 Bilateral SSC project each. This cooperation was destined to advance in the achievement of SDG 14, through a double formula: on the one hand, by acting on fishing activity

and aquaculture, implementing improvements to achieve a more sustainable use of resources; on the other hand, by fostering the development of Protected Marine Areas, a practice which is aligned with the Convention on Biological Diversity, ratified by the majority of Ibero-American countries, and through which many of them will achieve, in 2020, the goal to protect 10% of marine coasts resources.

Source: SEGIB based on Agencies and General Directions for Cooperation, ECLAC (2019) and United Nations website for SDG (www.un.org/sustainabledevelopment)





CHAPTER

REPORT ON SOUTH-SOUTH
COOPERATION IN IBERO-AMERICA 2019

southsouth

Chapter III

Triangular Cooperation in Ibero-America

Triangular Cooperation, which is different but cannot be dissociated from South-South Cooperation, has a section of its own in this *Report on South-South Cooperation in Ibero-America*, ever since its first edition in 2007. This section has been increasingly gaining importance, as Triangular Cooperation has been internationally consolidating as an innovative instrument in the search for collaborative solutions to development problems. This renewed bid for Triangular Cooperation has coincided with, on the one hand, its acknowledgement in 2015, as a means to effectively implement the 2030 Agenda and, on the other hand, in 2019, with the special treatment it was given in the framework of the High-level United Nations Conference on South-South Cooperation held in Argentina to commemorate the 40th anniversary of the Buenos Aires Plan of Action, as outlined in Box III.1.

In this sense, and following a similar methodology to that applied when analyzing South-south Cooperation, this chapter on Triangular Cooperation presents the following contents:

- a) First, the chapter identifies (and characterizes) Triangular Cooperation actions, projects and initiatives in which the countries of the region participated in at least some moment of 2017. In addition, it reconstructs the trajectory followed by the set of these initiatives between 2006 (first year for which Triangular Cooperation data is available) and 2017, identifying some of the main trends.
- b) Second, the analysis focuses on the protagonists: which countries and other stakeholders (generally, intergovernmental organizations) were participating in that set of initiatives, as

well as in what role. In addition, this analysis is completed by the identification of the most frequent associations, between which partners these are developed, and under which circumstances, in order to detect the existence of any institutionalized mechanism (memorandum or mixed fund, among others) that could be facilitating the promotion of these Triangular associations among specific countries. In this sense, and as in previous editions, this chapter will also refer to Triangular Cooperation's more operative aspects. However, unlike previous years, a specific section will not be dedicated to these matters; they will be addressed from a cross-cutting perspective, presenting the most remarkable cases which merit a special analysis.¹

¹This will be possible given the vast accumulated knowledge that the Ibero-American space currently has on this modality: information and data associated with more than 1,100 Triangular Cooperation initiatives which the region executed in this last decade (refer to Box II.1 in the previous chapter). (ver Cuadro II.1 del capítulo anterior).

- c) Finally, the chapter adopts a sectoral perspective that enables a better understanding of the profile of capacities that were strengthened in the region, during 2017, through Triangular Cooperation, as well as the way in which different partners contributed to that purpose. In addition, a complementary analysis, developed with the same methodology as the one applied in the second chapter, identifies how this capacity strengthening could be contributing to the achievement of the Sustainable Development Goals.

BOX III.1

BAPA+40 AND THE RENEWED SUPPORT OF THE INTERNATIONAL COMMUNITY TO TRIANGULAR COOPERATION AS A MEANS FOR THE EFFECTIVE IMPLEMENTATION OF THE 2030 AGENDA

Between March 20th and 22nd, 2019, the Second High-level United Nations Conference on South-South Cooperation was held in Argentina (BAPA+40). This conference commemorated the 40th anniversary of the United Nations Conference on Technical Cooperation among Developing Countries which, in 1978, resulted in one of South-South Cooperation's founding milestones: the Buenos Aires Plan of Action (BAPA). Through the celebration of this Second Conference and in line with the acknowledgement this cooperation had already received in 2015 in the framework of the 2030 Agenda, the international community reaffirmed the importance of South-South and Triangular Cooperation as means to effectively implement Sustainable Development.

In this sense, and generally speaking, this Second Conference recognized the value of these modalities at political, technical and financial levels. It emphasized on its multidimensionality, congruent

with the nature of the new Development Goals. It focused on its potential contribution to advance in poverty eradication in all its forms and dimensions and it also recognized, among many, its contribution to regional, sub-regional and inter-regional integration as well as to the addition of innovative efforts through which collective measures are adopted to strengthen sustainable development, contributing to establish a fairer and more equitable international economic order.

The outcome document clearly outlines these general acknowledgements and, although the document almost always refers simultaneously to both cooperation modalities, there are specific entries (specifically, 12 and 28) which recognize Triangular Cooperation's particularities and urge member countries to recur more intensely to its implementation. Among these references to Triangular Cooperation, it must be highlighted that:

- a) The outcome document identifies a Triangular Cooperation that complements South-South Cooperation and that could even be a combination of South-South and North-South Cooperation, since it generates associations that enable partners of a very different nature to join efforts in the achievement of shared development objectives.
- b) In addition, and always with reference to the same document, the international community identifies that associations which Triangular Cooperation enables, add value to South-South Cooperation as they facilitate a better access to different resources, experiences and capacities which, in turn, contribute to reach higher development levels and to support the achievement of the SDGs.

CONTINUES ON P. 102

FROM P. 101

- c) Finally, and according to the same outcome document, Triangular Cooperation offers other added values, among which its capacity to generate innovative associations and to offer adaptable and flexible solutions to development problems, stands out (United Nations, 2019).

Nonetheless, the Second High-level United Nations Conference on South-South Cooperation also facilitated the identification of pending challenges and of those aspects in which Triangular Cooperation should improve. In this sense, the outcome document *“recognizes the need to better understand Triangular Cooperation and to provide more evidence and rigorous information on its scale, scope and impact”*, as well as encourages all aspects related to information and knowledge sharing and to mapping and documenting good practices (United Nations, 2019; p.9).

In fact, the Ibero-American space has made great progress and has a lot to share in this sense, as countries which comprise it, together with SEGIB, since 2008, and with the Ibero-American Program for the Strengthening of South-South Cooperation (PIFCSS), since 2010, are working to improve methodologies in order to implement their own systems to evaluate programs’ quality and effects; data collection at national levels with the aim of promoting this cooperation for all stakeholders; the systematization of experiences; and the design of guideline documents to facilitate Triangular Cooperation management, especially in its negotiation and design stages, in line with those specific principles and particularities which characterize Triangular Cooperation.

Source: SEGIB based on Cooperation Agencies and General Directions for Cooperation and United Nations (2019)

III.1

TRIANGULAR COOPERATION PROJECTS AND ACTIONS IN 2017

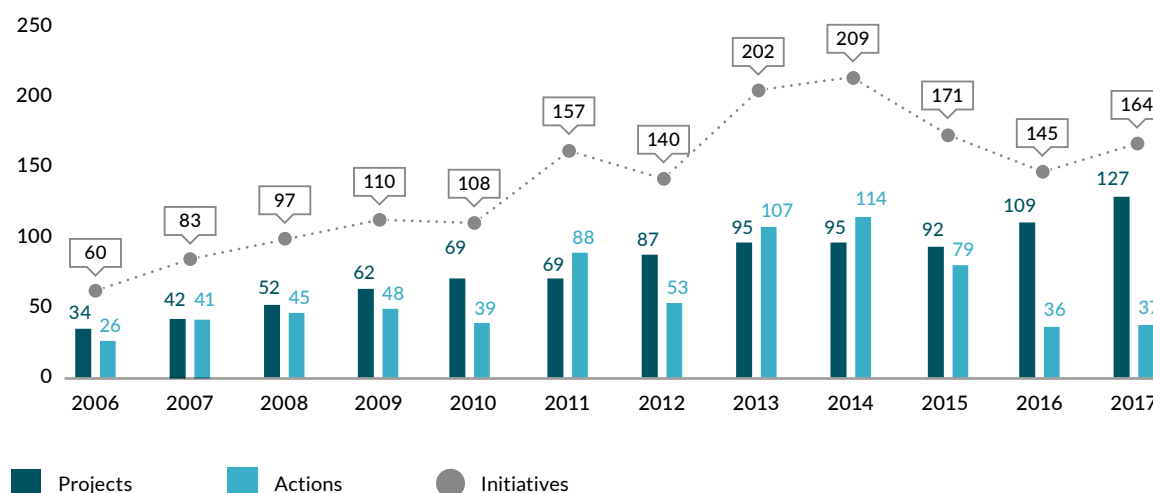
Throughout 2017, Ibero-American countries participated in 127 Triangular Cooperation projects and 37 actions which, aggregately, added up to 164 initiatives. As portrayed in Graph III.1, which depicts the evolution of these initiatives in the 2006-2017 period, last year figures have increased compared to those registered the previous year. In fact, between 2016 and 2017, initiatives increased 13.6% (from 145 to 164). This rise is explained, almost totally, by the thrust experienced in terms of projects, which augmented from 109 in 2016 to 127 in 2017, corresponding to a 16.5% increase.

Throughout 2017, Ibero-American countries participated in 127 Triangular Cooperation projects and 37 actions, which represent an increase compared to the previous year

GRAPH III.1

EVOLUTION OF TRIANGULAR COOPERATION PROJECTS, ACTIONS AND INITIATIVES. 2006-2017

In units



Source: SEGIB based on Cooperation Agencies and General Directions for Cooperation

In this sense, a more detailed analysis of the evolution of Triangular Cooperation initiatives in which Ibero-American countries have participated in the 2006-2017 period, enables the identification of various trends:

- a) On the one hand, three growth stages can be identified for the set of initiatives:
- A first stage, between 2006 and 2008, in which an average annual growth rate higher than 27% pushes the total of initiatives up, basically from 60 in 2006 to 100 in 2008.
 - A second and more extended stage, between 2009 and 2014, in which the total number of initiatives duplicates, due to the accumulated growth, up to over 200.

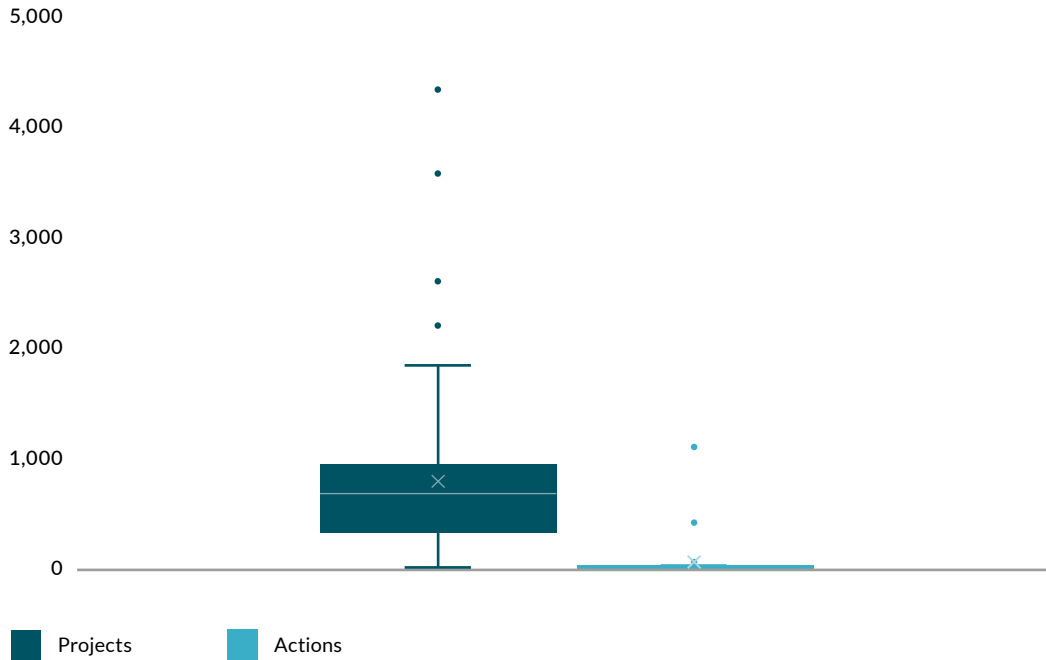
- A third stage, from 2015 to 2017, in which the trend is reversed and negative growth rates begin to emerge, of -6.8% on annual average. This slightly pushes the final number of initiatives down, from more than 200 in 2014 to 164 in 2017, as was already mentioned.

- b) On the other hand, a change is identified in terms of the implementation of Triangular Cooperation, in favor of projects and to the detriment of actions. Thus, between 2006 and 2014, projects represented around 53% of total initiatives, on annual average. Meanwhile, as of 2015, this relative importance continued increasing up to a remarkable 77.4% in 2017, when more than 3 out of 4 initiatives were executed through projects.

GRAPH III.2

DISTRIBUTION OF TRIANGULAR COOPERATION ACTIONS AND PROJECTS, BY DURATION. 2017

In days

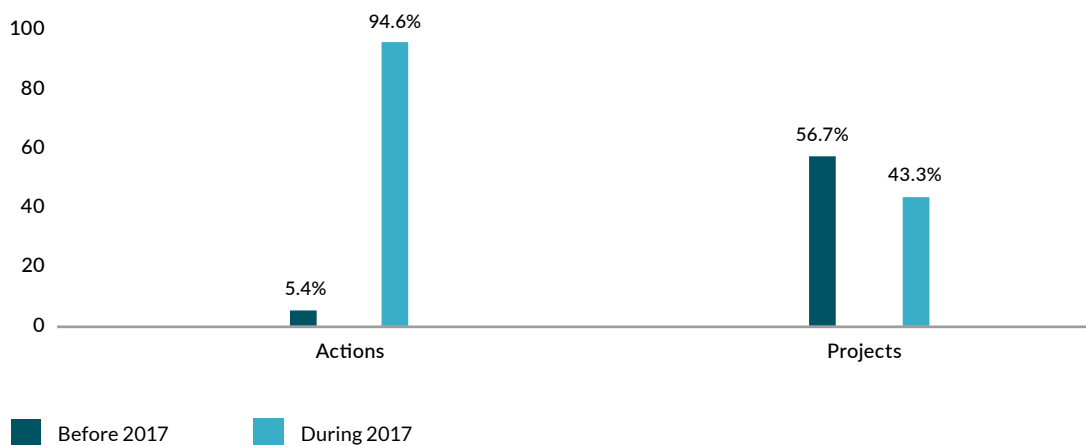


Source: SEGIB based on Cooperation Agencies and General Directions for Cooperation

GRAPH III.3

DISTRIBUTION OF TRIANGULAR COOPERATION ACTIONS AND PROJECTS, BY STARTING YEAR

In percentage



Source: SEGIB based on Cooperation Agencies and General Directions for Cooperation

Given the aforementioned, the recent trend in the reduction of the volume of total initiatives, together with projects relative growth, results in Triangular Cooperation's increasing strength, which is possible due to the fact that projects have a larger duration than actions, as can be concluded after a comparative analysis of both instruments. Consequently:

a) Graph III.2. distributes Triangular Cooperation projects and actions that were under execution throughout 2017 in terms of the elapsed time (in days) between the beginning and the end of the initiative's execution.² As is illustrated, figures were remarkably higher in terms of projects, in all the analyzed parameters.

- One half of 2017 projects had a duration of between 1 and 2 years. Although some projects also presented lower (a minimum of 29 days) and higher (up to five years and, exceptionally, even 12) durations, this half had an average execution period of 835 days (2 years and 3 months).
- Meanwhile, actions presented much lower ranges of values. In terms of quartiles, 25% of the actions required between 1 and 3.5 days for their complete execution; another

25%, required from 3.5 up to 9 days; and the remaining 50%, increased the execution time to slightly more than one month (32 days).

Exceptional outliers, corresponding to durations which are higher than 1,000 days, substantially increase the mean up to 58 days. Nonetheless, this figure barely represents 7% of the required time for a project's execution (835 days).

b) The former data coincides with information portrayed in Graph III.3, which distributes the total of projects and actions³ that were under execution during some moment of 2017, by the starting year (2017 or before). As is noticeable, as they have a larger duration, the majority of the projects (56.7%) started before 2017, while 43.3% of the 127 Triangular projects that were registered that year, started in 2017 itself. These figures contrast values registered by actions since basically all of these (94.6%) started their execution in 2017, those that started before that year being exceptional (only 5.4%).

² In order to estimate the duration of an initiative, it is necessary to count with initiatives' starting and ending dates, simultaneously. As this information is not available for all initiatives, Graph III.2 was plotted with information of 55.9% of the 127 projects and 94.6% of the 37 actions.

³ Given that information regarding the starting year is mandatory in when registering initiatives, Graph III.3 is actually plotted considering the total of Triangular Cooperation initiatives that were under execution in 2017.

III.2

COUNTRIES AND PARTNERS PARTICIPATION IN TRIANGULAR COOPERATION IN IBERO-AMERICA

This section details, first, which countries participated in Triangular Cooperation that was executed in the region throughout 2017 and, second, which types of associations were developed between partners for this purpose. The peculiarities that the nature of this type of cooperation confers to this analysis, together with the way in which it has been defined in the Ibero-American space, suggests the need to previously recall several aspects:

a) On the one hand, Triangular Cooperation is not defined by the number of stakeholders which take part in it; it is defined by its execution in terms of three roles: first provider, second provider and recipient. For this reason, the analysis will identify, for each action and project, which countries and/or intergovernmental organizations (individually or together with other partners) participated in Triangular Cooperation under each of those roles, and how often.

b) On the other hand, the fact that triangular associations take place between some partners or among others, and that it is developed under some terms or others, is often defined by the existence of previous agreements between the parties, implemented precisely to promote Triangular Cooperation. For example, Memorandums of Understanding or Mixed Funds that determine the way in which Triangular Cooperation will be developed. For this reason, to know about the existence of these agreements and to further examine the way in which they operate will tend to mainstream the analysis of the associations and of their effective development through Triangular Cooperation projects and actions.

III.2.1

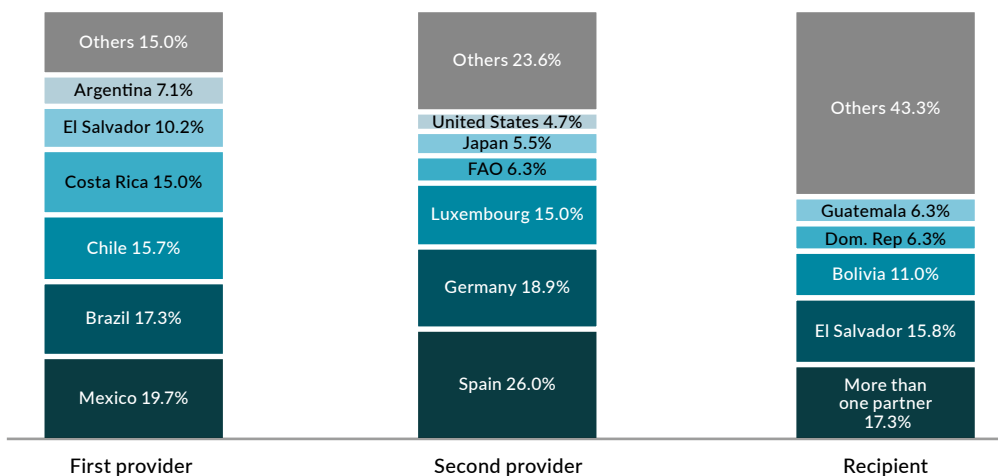
COUNTRIES, ORGANIZATIONS AND ROLES IN TRIANGULAR COOPERATION

Graph III.4 shows the countries and intergovernmental organizations that were more active in the 127 Triangular Cooperation projects which were under execution in the region throughout 2017. For that purpose, the graph distributes the different partners in terms of two variables: the relative share in total exchanges and the role executed in each case (first provider, second provider and recipient).

GRAPH III.4

TRIANGULAR COOPERATION PROJECTS MAIN STAKEHOLDERS, BY ROLE. 2017

In percentage



Note: The category referred as "more than one partner" is used when more than one stakeholder exercised the same role. The category "others" refers to the rest of the partners which participated in Triangular Cooperation but are not explicitly mentioned.

Source: SEGIB based on Cooperation Agencies and General Directions for Cooperation

Its interpretation suggests that:

- a) In terms of first providers, throughout 2017, up to 12 Ibero-American countries transferred their capacities under this role in, at least, one occasion. In fact, and as depicted in Graph III.4, Mexico was the country that was active in a higher number of cases: in 25 of these initiatives, corresponding to basically 20% of the total. In terms of relative importance, Brazil, Chile and Costa Rica followed, each of them participating in around 20 projects. Overall, these four countries aggregately accounted for two thirds of Triangular Cooperation projects promoted in 2017. Other two relevant stakeholders were El Salvador and Argentina (13 and 9 projects, respectively) with an aggregated participation of 17.3%. Meanwhile, the remaining 15% of the projects was explained by the more specific participation of Ecuador, Uruguay, Cuba, Colombia and Peru, which acted as first providers in between 1 to 3 triangular projects. In addition, the seven projects in which “more than one (Ibero-American) partner” associated to act as first providers, must be considered within this 15%, and associations between Mexico and Chile, Costa Rica, Colombia, El Salvador or Panama, should be highlighted, according to the case.
- b) On the other hand, more than 30 stakeholders participated in 2017 Triangular Cooperation projects as second providers; this is, 18 countries (4 of them Ibero-American –Brazil, Chile, El Salvador and Spain–) and up to 13 intergovernmental organizations. Specifically, as is depicted in Graph II.4, Spain had a decisive role in more than a fourth part of the total. Another third was explained by the joint contribution of other two countries, Germany and Luxembourg, which participated in 24 and 19 projects, respectively. Three out of 4 of the 127 Triangular Cooperation projects of 2017 are explained when around 20 projects are added to the aforementioned figures. The Food and Agriculture Organization of the United Nations (FAO), as well as one of the countries which has the greatest experience in Triangular Cooperation (Japan), and one of the countries which has recently increased its participation in this modality (United States), took part in these projects, in very similar proportions.
- c) Still from the second providers perspective, the relative importance of two international organizations is worthy of mention: the Organization of American States (OAS), which participated in 6 Triangular Cooperation projects, corresponding to almost 5% of the total; and the European Union (EU), which for the first time participates in projects developed under this modality (specifically in 4 of them), as a result of efforts promoted only two years before when it launched its Adelante Program, conceived precisely to facilitate Triangular Cooperation between Latin-America and Europe. Further details are outlined in Box III.2.

Meanwhile, specific interventions were registered from, on the one hand, Brazil, Chile and El Salvador; on the other hand, Australia, France, Netherlands, Singapore, Sweden and Switzerland; and finally, from the Central-American Bank for Economic Integration (BCIE by its Spanish acronym), the Inter-American Development Bank (IDB) and the United Nations Agencies dedicated to Education, Culture and matters relative to Population (UNESCO and UNFPA, respectively). Moreover, it is important to bear in mind that, once again, and as occurred with the first providers, projects are considered in which more than one partner simultaneously perform the same role. The majority of these would respond to an association between a country and an organization which join to act as second providers. Examples of these associations would be, to name a few: Italy with Latin-America Development Bank (CAF by its Spanish acronym), Chile with the Pan American Health Organization (PAHO), and Germany with the Pacific Alliance (AP by its Spanish acronym).

d) In terms of the exercise of the recipient role and, as has been occurring, the most common situation was that several countries simultaneously participated in that role: specifically, in 22 cases, which explain 17.3% of the 127 Triangular Cooperation projects which were under execution throughout 2017. Association formulas were very diverse. In order to illustrate, for example: associations between two partners (El Salvador and Guatemala; Chile and Panama; Colombia and Peru, among others); between border countries (Argentina, Brazil, Uruguay); or between countries of the same sub-region (Costa Rica, El Salvador, Guatemala, Honduras and Panama, together with the Dominican Republic, in the Central-America and Caribbean region; Bolivia, Colombia, Paraguay and Peru, in the Southern

part of the continent). Cases in which only one country participated, followed. Among these, El Salvador's and Bolivia's cases are worthy of note, which, as recipients, were responsible for more than 25% of 2017 Triangular Cooperation exchanges (20 and 14 projects, respectively). The Dominican Republic's and Guatemala's participation was also relevant. Both countries were recipients in 8 Triangular Cooperation projects each, which aggregately correspond to 12.6% of the total. Paraguay's figures closely followed (6 projects), as well as the participation of Colombia, Costa Rica, Ecuador, Honduras and Peru (5 in each case). Interventions developed by Cuba, Nicaragua, Panama and Uruguay (3 projects each), Argentina (2), Chile and Mexico (1 each), were more specific.

BOX III.2

THE EUROPEAN UNION AND ADELANTE PROGRAM AS A FORMULA TO PROMOTE TRIANGULAR COOPERATION

Between 2011 and 2016, Ibero-American countries declared to have participated in 17 Triangular Cooperation actions in which the European Union acted as second provider. In many cases, these triangular initiatives were developed in the framework of a broader Cooperation Program, EUROsocial, launched in 2005 to promote the exchange of experiences between the two regions and contribute, through this, to institutional and public policy strengthening in the 19 Latin-American countries.¹

As of 2017, information reported by countries on Triangular Cooperation developed together with the European Union changed its profile. Actions were substituted by projects as a result of what seems to be the EU's new strategy and its increasing bid for this modality. In fact, and as is shown in the table designed for this purpose, data for 2017 already makes reference to 4 Triangular Cooperation projects, two of which were also developed within a framework which establishes a turning point: the Regional Facility for Cooperation and

International Association promoted by the Directorate-General for International Cooperation and Development (DEVCO) of the European Commission in 2015, which was renamed as ADELANTE Program.

¹ <https://eurosociAL.eu/historia/>

THE EU AND IBERO-AMERICAN COUNTRIES TRIANGULAR COOPERATION PROJECTS. 2017

| Project | Relevant information |
|--|---|
| Contributing to food security for the population of Cuba | First provider: Chile Second provider: European Union (<i>Adelante Program</i>) Recipient/s: Cuba |
| Strengthening Restorative Justice | First provider: Costa Rica Second provider: European Union (<i>Adelante Program</i>) Recipient/s: Colombia and Mexico |
| Water sowing and harvesting, water services fees and environmental services payment recognition | First provider: Costa Rica Second provider: European Union Recipient/s: Peru |
| Strengthening Central-American countries institutions responsible for international trade policies and exporters promotion | First provider: Costa Rica Second provider: European Union Recipient/s: Chile |

Source: SEGIB based on Cooperation Agencies and General Directions for Cooperation

This change takes place in a context in which Triangular Cooperation is gaining importance in the development debate, since it is understood to be a cooperation modality that better seizes its stakeholders' comparative advantages in order to achieve the Sustainable Development Goals (SDG). The possibilities offered by Triangular Cooperation to build bridges between North-South and South-South Cooperation, as well as for all its stakeholders to share responsibilities, is another of its attractive features (GPI, 2019).

Considering that the possibility to promote this type of initiatives is easier when it is accompanied by an institutional framework, the UE decided to materialize its bid through the promotion of *Adelante Program*. With a 10,063,365 Euros budget, *Adelante Program* identifies and promotes horizontal relations between Latin-American and the Caribbean countries and among these and Europe; it enhances knowledge exchange to take advantage of all of its partners' capacities in order to contribute to

development-oriented solutions for the region; and it finances projects under the principle of shared costs (GPI, 2019).

With reference to 2017, two projects must be highlighted:

a) The first project supported by the EU promotes technical cooperation between Chile's Agriculture and Livestock Service and the Ministry of Agriculture of Cuba. This is a phytosanitary project which aims at increasing the availability of innocuous food of animal origin as a means to ensure food security for the population. In the framework of this project, which has budget of more than a million Euros, several training and technical education actions have been developed. Among these, professional internships in Lo Aguirre Quarantine Laboratory and Station and the Central Office of the Agriculture and Livestock Service of Chile, are worthy of note.²

b) Costa Rica's Judicial Power took part in the second project, leading the capacity transfer process, while Rodrigo Lara Bonilla Judicial School of Colombia and the Judicial Power of the State of Mexico, were predominantly recipients. The aim of this initiative is to apply alternative solutions to incarceration, in order to promote a more humane and equitable justice and to increase opportunities for the most vulnerable populations.³ According to the project's memory, the EU jointly financed this project, which budget was of 1,029,182,6 Euros, but also participated through the promotion of dialogue spaces and by facilitating the exchange of experiences and good practices (Villalobos and Castrillo, 2019).

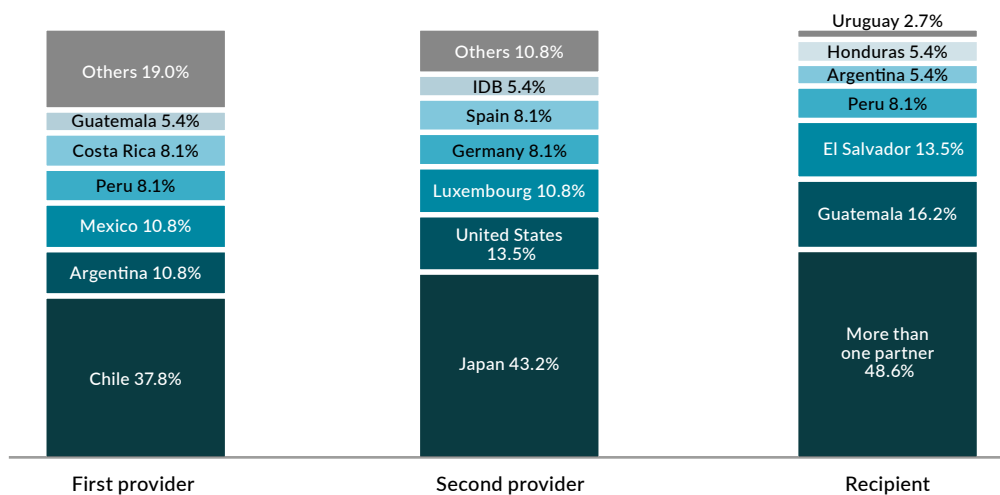
^{2,3} <https://www.adelante-i.eu/>

Source: SEGIB based on Cooperation Agencies and General Directions for Cooperation, Global Partnership Initiative on Effective Triangular Co-operation (GPI) (2019), Villalobos and Castrillo (2019) and ADELANTE Program official website - <https://www.adelante-i.eu/>

GRAPH III.5

TRIANGULAR COOPERATION ACTIONS MAIN STAKEHOLDERS, BY ROLE. 2017

In percentage



Note: The category referred as "more than one partner" is used when more than one stakeholder exercised the same role. The category "others" refers to the rest of the partners which participated in Triangular Cooperation but are not explicitly mentioned.

Source: SEGIB based on Cooperation Agencies and General Directions for Cooperation

In the same way, Graph III.5 shows the participation of the different stakeholders which took part in 2017 Triangular Cooperation, once again, in terms of the different roles, but this time considering the 37 actions which were under execution in at least some moment that year. Results reproduce some features which usually characterize projects. However, figures show some particularities of their own in other aspects. Specifically:

a) Although the number of Ibero-American countries which acted as first providers was very similar to that identified in projects (12 in terms of actions, compared to 13 identified in projects), the distribution of this participation was more concentrated in just a few countries. Hence, Chile was the country which acted as first provider in most cases: 14, which basically explain 38% of all 2017 actions. A similar proportion is explained by the aggregated contribution of 4 countries: Argentina and Mexico, which participated in 4 actions respectively (slightly more than 20% both); as well as Costa Rica and Peru, which participated in 3 actions each (an aggregated 16.2%). The last fifth is explained by the addition of specific actions developed by Brazil, Colombia, Cuba, Honduras, El Salvador, Panama and Uruguay.

b) On the other hand, 10 different stakeholders participated as second providers in the execution of the 37 Triangular Cooperation actions that were registered in 2017: 8 countries (Chile, Spain, Mexico and Portugal from Ibero-America, together with Germany, the United States, Japan and Luxembourg) and 2 intergovernmental organizations (IDB and OAS). In this case, partners' concentration was also high: thus, Japan explained 16 actions, corresponding to more than 43% of the total. The United States, Luxembourg, Germany and Spain followed, at a remarkable distance. All these were second providers in between 5 and 3 actions which, aggregately, represent another 40% of the total of actions executed in 2017. Finally, 16.2% responds to specific actions executed by IDB (2), OAS, Chile, Mexico and Portugal (1 each).

c) Finally, in 2017, all 19 Ibero-American countries participated as recipients of Triangular Cooperation actions, at least in one occasion. Once again, as occurred with projects, countries participated together with other partners of the region in basically one half of the finally executed actions (48.6%). Barely 6 countries individually participated as recipients in the other half. These figures fluctuate between 5 and 6 actions developed by El Salvador and Guatemala, 3 executed by Peru, 2 by Honduras and Argentina, and 1 specific action executed by Uruguay.

III.2.2

MAIN STAKEHOLDERS AND DEVELOPED ASSOCIATIONS

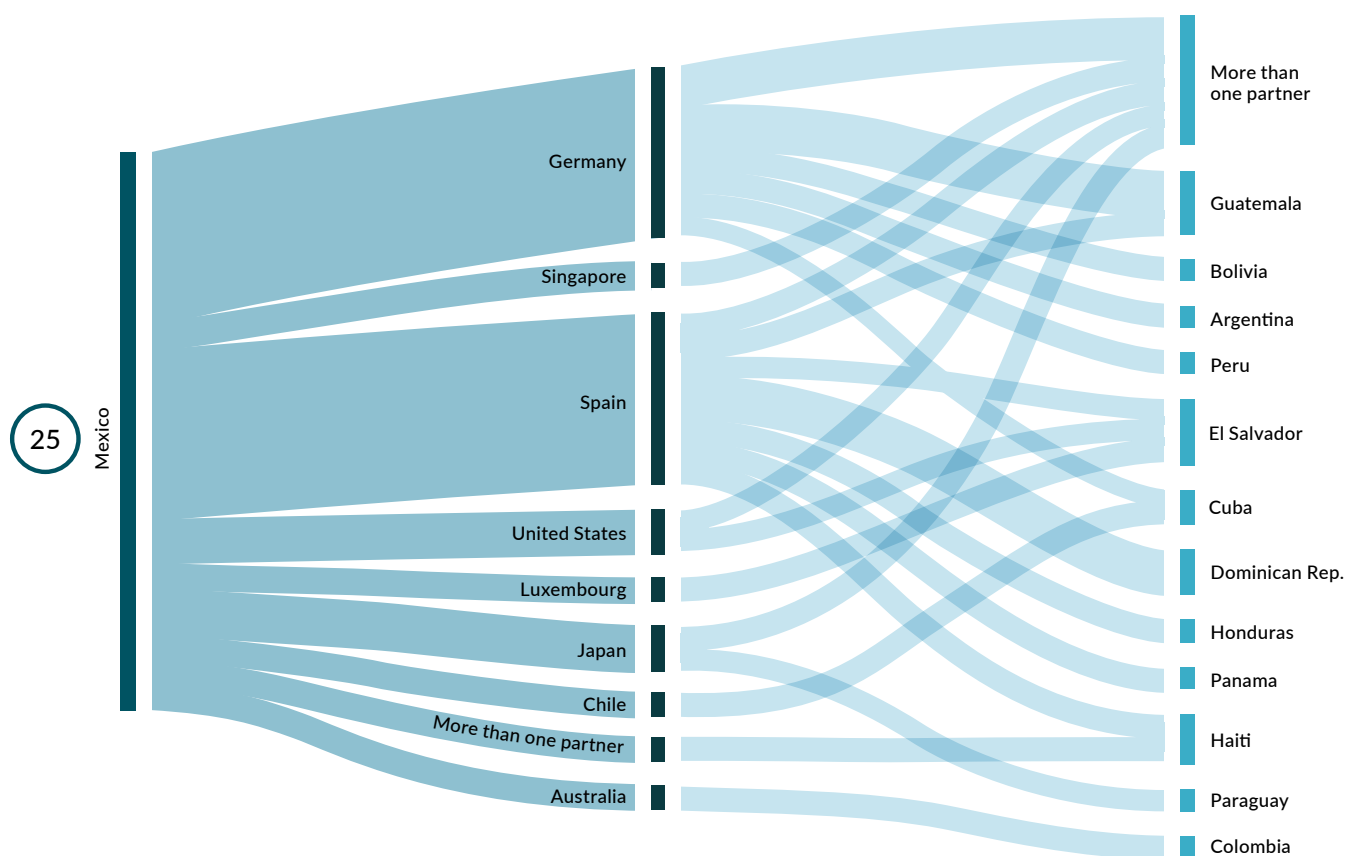
In order to illustrate the different types of associations that were developed among Triangular Cooperation stakeholders in 2017, the analysis focuses on the cases of those Ibero-American countries which stood out as first providers (Mexico, 25 projects), second providers (Spain, 33) and recipients (El Salvador, 20). A flow diagram

was designed for each of these countries in order to depict its partners and the intensity with which exchanges were developed, under each of the roles. First providers are distributed in the left flow; second providers are situated in the middle flow; and recipients are set in the right flow.

DIAGRAM III.1

TRIANGULAR COOPERATION PROJECTS IN WHICH MEXICO WAS THE FIRST PROVIDER, BY SECOND PROVIDER AND RECIPIENT. 2017

In units



Source: SEGIB based on Cooperation Agencies and General Directions for Cooperation

In this sense, Diagram III.1 shows the associations through which Mexico could execute the 25 Triangular Cooperation projects in which it participated as first provider in 2017.⁴ Consequently:

- a) In terms of second providers, Mexico's associations with Germany and Spain stood out. It participated, respectively, in 8 projects with these countries which, aggregately, explain 64% of the 25 mentioned Triangular Cooperation projects. Associations with other second providers were more specific. Among these, Japan and the United States deserve a special mention (2 projects in each case), as well as Australia, Chile, once again Chile together with PAHO ("more than one partner"), Luxembourg and Singapore (1 project with each of them).
- b) Existing institutional agreements with Germany and Spain strongly influence Mexico's intense relation with these countries and contribute to promote Triangular Cooperation. In the case of Spain (and as will be further detailed in Box III.3), Mexico-Spain Technical Cooperation Mixed Fund, created in 2014, contemplates three modalities, one of which materializes through the development of Triangular Cooperation projects with third countries.⁵ The same logic underlies the agreements which facilitate Mexico's associations with Germany for the execution of Triangular Cooperation initiatives. In this case, two institutional frameworks of a different nature must be considered. On the
- c) Finally, Triangular Cooperation projects in which Mexico participated as first provider contributed to strengthen capacities of around 15 recipients. In fact, this cooperation showed a low concentration. In most common cases (6 projects, corresponding to 24% of the total), several predominantly Meso or Central-American countries, simultaneously acted as recipients. In addition, the Mexico-Spain association tended to concentrate in triangular projects with Central-American and Caribbean countries; while cooperation promoted by Mexico and Germany presented a different profile in which partnerships favored Guatemala (4 projects), "more than one partner" (2 projects, one with Guatemala and Costa Rica and the other one with the former and Honduras), as well as countries in the Southern part of the continent such as Argentina, Bolivia and Peru which were recipients in 1 Triangular project in each case.

In terms of Triangular Cooperation initiatives, Mexico stood out as first provider (25 projects), Spain as second provider (33) and El Salvador as recipient (20)

⁴ Actually, Mexico also participated as first provider in other 4 Triangular Cooperation projects. As was anticipated, in these projects, Mexico shared this role with Chile, Colombia, Costa Rica and Panama. For this same reason, these projects were not considered in Diagram III.1 which only includes those projects in which Mexico individually participated as first provider.

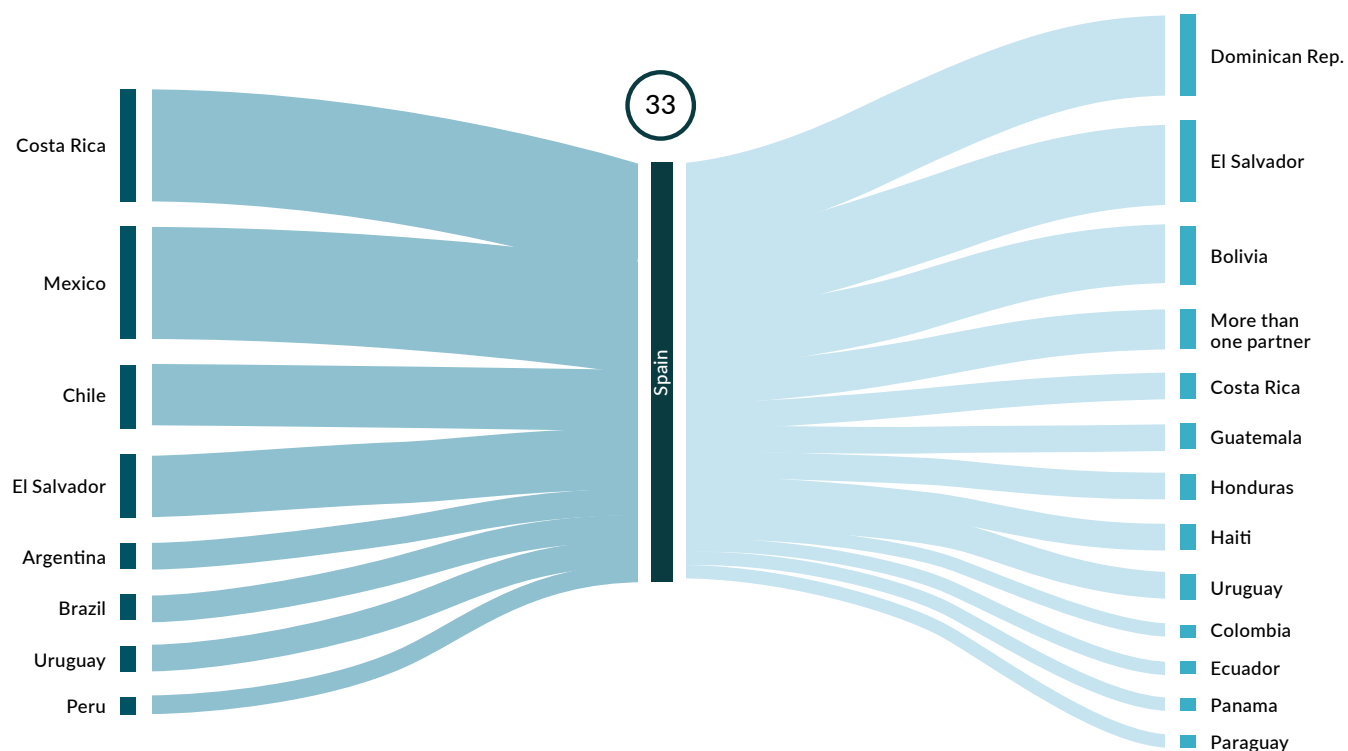
⁵ <https://aacid.org.mx/fondo-mixto-de-cooperacion-tecnica-y-cientifica-mexico-espana/>

⁶ <https://www.giz.de/en/worldwide/13665.html>

DIAGRAM III.2

TRIANGULAR COOPERATION PROJECTS IN WHICH SPAIN WAS THE SECOND PROVIDER, BY FIRST PROVIDER AND RECIPIENT. 2017

In units



Source: SEGIB based on Cooperation Agencies and General Directions for Cooperation

Diagram III.2 illustrates, in line with the aforementioned methodology, the way in which Spain associated with other partners in order to develop the 33 Triangular Cooperation projects in which it participated in 2017, as second provider. Through its analysis, it can be argued that:

a) In 2017, basically one half (48.4%) of the 33 Triangular Cooperation projects in which Spain participated as second provider had, in addition, the participation of two first providers: Costa Rica and Mexico, with which it shared a total of 16 projects, in the same proportion. Another 30.4% was explained by the association with Chile and El Salvador (5 triangular initiatives in each case); and the remaining 20% was explained by specific exchanges with Argentina, Brazil, Uruguay and Peru (1 or 2 projects, depending on the case).

b) Through these associations, Spain contributed, in turn, to the strengthening of around 15 recipients. Twelve projects (corresponding to 36.4% of the total) destined, in identical proportions, to the strengthening of El Salvador and the Dominican Republic, should be highlighted, as well as 4 projects executed together with Bolivia (12.1%), and 3 in which it simultaneously associated with "more than one partner" as recipients (another 9.1%). The remaining 42.4% of the projects was distributed between basically 10 countries, each of these receiving 2 (Costa Rica itself, Guatemala, Haiti, Honduras, and Uruguay) or 1 Triangular Cooperation projects (Colombia, Ecuador, Panama and Paraguay).

c) The fact that Spain is currently the leading stakeholder in terms of Triangular Cooperation as second provider, as well as the kind of partnerships through which these associations materialize, cannot be dissociated from the commitment that this country has made in recent years to promote this modality. In this sense, and as is portrayed in Box III.3, between 2010 and 2017, Spain has signed instruments to promote Triangular Cooperation with up to 10 different countries, 8 of which

coincide with the first providers with which it partnered in the 33 projects that were registered in 2017. These agreements have accompanied the progressive increase of the number of triangular initiatives in which Spain participates, and have determined the chain of associations between first providers, second providers and recipients.⁷

⁷ In order to illustrate, the 8 projects in which Spain (second provider) and Costa Rica (first provider) participated, were destined to: El Salvador (2), Honduras (1), the Dominican Republic (2); as well as Colombia, Paraguay and Uruguay (1 in each case). This distribution coincides with the fact that these initiatives were developed in the framework of the Spain-Costa Rica-Latin America and the Caribbean Triangular Cooperation Program, initially launched to promote Triangular Cooperation with third Central-American countries and which, a couple of years ago, has broadened its scope of action to all the countries of the region. In addition, the majority of these projects (6 out of 8), addressed environmental issues; coinciding with the fact that this Cooperation Program is focused on areas such as climate change, childhood and adolescence, and population and development. (<http://www.aecid.es/ES/Paginas/D%C3%B3nde%20Cooperamos/Am%C3%A9rica%20Latina%20y%20Caribe/Centroamerica-Mexico-Caribe/Costa-Rica.aspx>).

BOX III.3

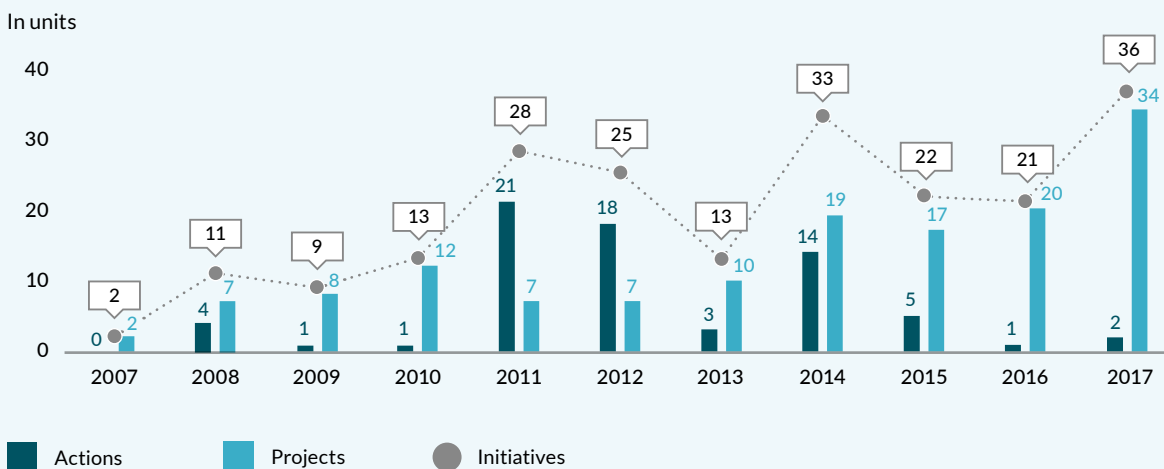
SPAIN: A DECADE COMMITTING TO TRIANGULAR COOPERATION IN IBERO-AMERICA

In slightly more than a decade, Spain has consolidated as one of the main stakeholders in Triangular Cooperation in Ibero-America.

The graph which illustrates the evolution of the actions and projects (initiatives) in which this country has annually participated

under this modality, shows an exponential increase: from barely 2 initiatives in 2007 up to 36 in 2017.

EVOLUTION OF TRIANGULAR COOPERATION INITIATIVES IN WHICH SPAIN PARTICIPATES. 2007-2017



Source: SEGIB based on Cooperation Agencies and General Directions for Cooperation

CONTINUES ON P. 115

FROM P. 114

However, and paradoxically, the fact that this increase has followed an irregular trajectory does not hinder the identification of clear trends, which result from Spain's bid and firm and continued commitment to this modality. In fact:

- a) On the one hand, identified irregularities are compatible with the distinction of two stages, with different intensities in terms of participation: the first stage, from 2007 to 2010, when Spain's dynamism is relatively lower (it participates in between 8 or 9 initiatives on annual average); and a second stage, as of 2011, when initiatives in which this country participates on an annual average, basically triple themselves, with final figures over 25 initiatives.
- b) On the other hand, the different evolution in terms of actions and projects and, consequently, the evolution of their different

relative importance in the total of initiatives, shows that Triangular Cooperation is not only augmenting, but also that this growth is explained by a dynamic which increasingly favors projects to the detriment of actions, which suggests greater strength. This way, while in 2011 and 2012 the number of actions (between 21 and 18) multiplied projects (7) in 2 and up to 3 times, this proportion is inverse as of 2013. In 2017, basically all of the registered initiatives (34 out of 36) are projects, and actions are more incidental.

This dynamic of Triangular Cooperation growth and its strengthening is not divorced from the effort Spain has been making to develop associations with other countries of the region and, through this, to promote a series of instruments which have undoubtedly favored the fast and agile boost

of an increasing number of initiatives. These instruments are diverse (Memorandums of Understanding, New Generation Agreements, Mixed Funds or Technical Cooperation Programs, among others) and they share, among other objectives, the aim to promote technical Triangular Cooperation with other countries. The designed figure illustrates the chronology of the signature of these agreements, between 2009 and 2017, in which up to 10 Ibero-American countries are included: Chile, Costa Rica, Brazil, El Salvador, Uruguay, Mexico, Ecuador, Panama and Argentina, in terms of the same chronological order.

CHRONOLOGY OF SIGNED INSTRUMENTS BETWEEN SPAIN AND OTHER PARTNERS OF THE REGION WHICH PROMOTE TRIANGULAR COOPERATION



Source: SEGIB based on www.aecid.es

In fact, and in aggregated terms, between 2007 and 2017, Spain participated as second provider in a total of up to 140 Triangular Cooperation projects and actions. The last graph disaggregates these 80 projects and 60 actions in terms of the country which, associated with Spain, was acting as first provider. As is illustrated, there is a high correlation between

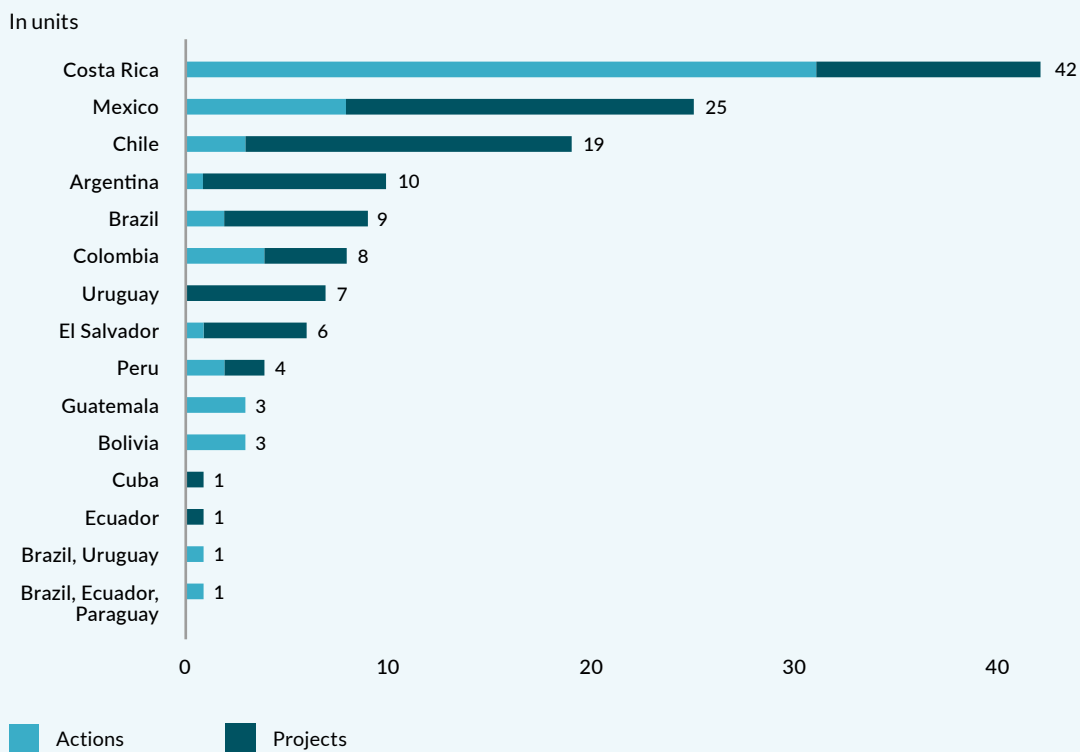
countries with which Spain has signed instruments and the joint participation in Triangular Cooperation initiatives. In this sense, initiatives are registered with the 10 Ibero-American countries with which the aforementioned associations have been developed. The number of exchanges fluctuate between 42 projects, executed together with Costa

Rica, and 1 project specifically promoted with Ecuador. Other, also specific partners, such as Colombia (4 triangular initiatives), Bolivia (3), Guatemala (3), Cuba (1) and Paraguay (in this case, an action in which the role of first provider is shared with Brazil and Ecuador), should be mentioned.

CONTINUES ON P. 116

FROM P. 115

SPAIN'S MAIN PARTNERS IN TRIANGULAR COOPERATION, ACTING AS FIRST PROVIDERS (2007-2017)



Source: SEGIB based on Cooperation Agencies and General Directions for Cooperation

In this scenario, the association between Spain and Chile is worthy of a special mention. These two countries have promoted around 20 initiatives under this modality, throughout this decade. This association dates back to 2009, coinciding with the signature of the first Memorandum promoted by Spain with its Ibero-American partners. This agreement was the bedrock of the development of an innovative mechanism to finance their joint activities, through which 8 of the registered projects have been executed: the Chile-Spain Triangular Cooperation Mixed Fund which, throughout 2019, commemorated its first decade.

This fund was conceived to achieve a double objective: to develop joint projects to benefit

third countries in Latin-America and the Caribbean, under the Triangular Cooperation modality, in a way in which the association between Spain and Chile offers comparative advantages compared to bilateral cooperation; as well as to institutionally support the Chilean Agency for International Cooperation for Development (AGCID by its Spanish acronym).

The Fund has been implemented in two stages: the first stage, between 2011 and 2014, with a budget of up to 1,300,000 dollars, 70% financed by Spain and 30% by Chile; and the second stage, between 2015 and 2020, in which both countries have a 50% contribution of 150,000 dollars a year. After a decade, the evaluation developed by both countries has been satisfactory,

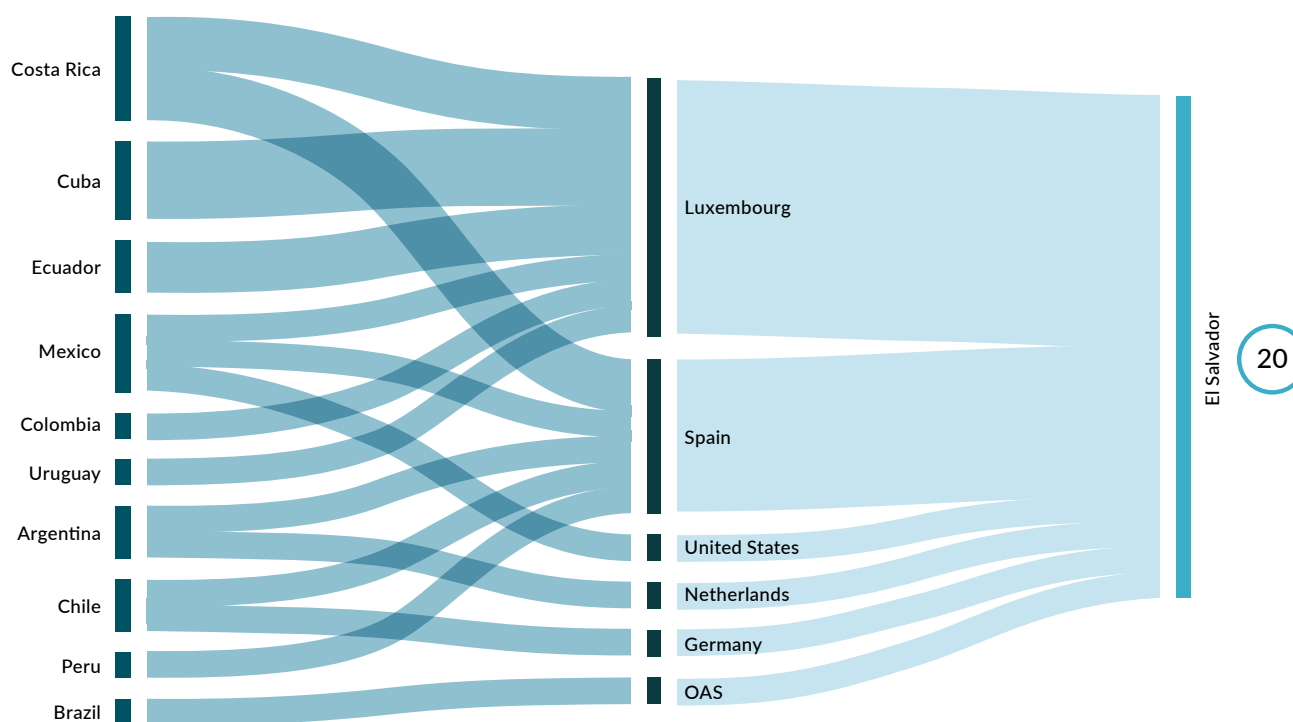
and the instrument has been praised by both Chile and Spain, given its capacity to promote horizontal and peer relations and a Triangular Cooperation from which numerous lessons have been obtained. This instrument has also strengthened associations between its partners (including the recipient partner, which has participated with a significant degree of appropriation), and has become an example of how Triangular Cooperation experiences result not only in benefits for the recipient country, but also for providers, which equally nourish from the exchange of technical knowledge and experiences (AECID and AGCID, 2019).

Source: SEGIB based on Cooperation Agencies and General Directions for Cooperation and AECID and AGCID (2019).

DIAGRAM III.3

TRIANGULAR COOPERATION PROJECTS IN WHICH EL SALVADOR PARTICIPATED AS RECIPIENT, BY FIRST AND SECOND PROVIDER. 2017

In units



Source: SEGIB based on Cooperation Agencies and General Directions for Cooperation

Finally, Diagram III.3 enables a similar analysis for El Salvador, the Ibero-American country which, in 2017, acted as recipient of Triangular Cooperation projects in a higher number of occasions (20). Its interpretation sheds light on the relations which El Salvador has developed with other partners in order to implement these projects. Specifically:

a) 80% of the Triangular Cooperation projects in which El Salvador participated as recipient in 2017, is explained due to its relation with two second providers: Luxembourg, with which it shared 10 projects (half of the total) and Spain, partner in other 6 projects, corresponding to 30% of the total. This enormous concentration contrasts with the distribution of the remaining 4 projects which are actually specific initiatives exchanged with Germany, the United States, Netherlands and OAS.

b) This relation dynamic cannot be dissociated from the boost that El Salvador, together with Spain and Luxembourg, has given to an instrument which has been key for the whole process: the so-called Salvadorean Fund for South-South and Triangular Cooperation (FOSAL by its Spanish acronym), financed, precisely, with the contributions of these two countries. In this sense, associations developed among these partners and the implementation of this Fund, explain part of El Salvador's increasing importance in the region's Triangular Cooperation in an innovative manner, promoting a "dual" role for the Central-American country: as recipient (16 triangular initiatives in association with Luxembourg and Spain in 2017) and as first provider (13 Triangular Cooperation projects in 2017, 9 with Luxembourg as second provider and 4 with Spain executing the same role).

c) However, it is important to point out that not all triangular initiatives developed by Spain and El Salvador are financed by FOSAL. Some of them are financed through another instrument: generally, by Spanish Mixed Funds with countries that act as first providers, such as Mexico and Chile. In this sense, in 2017, and as Diagram III.3 illustrates, 10 Ibero-American countries participated as first providers in these 20 Triangular Cooperation projects. In terms of relative importance, these countries were Costa Rica (4 projects); Cuba and Mexico (3 in each case); Argentina, Chile and Ecuador (2 each); and Brazil, Colombia, Peru and Uruguay, all of them participating in 1 specific exchange.

a) One half of Triangular Cooperation projects in which Ibero-America participated in 2017, contributed to strengthen two types of capacities: those related to the Social area (33 projects, corresponding to 26% of the total); and to Environment (32 projects which explain 25.5% of what was executed in 2017). The other half is mainly explained by efforts destined to the Economic area (another fourth part of the total of projects, in a proportion of 3 to 1 between Infrastructure and economic services and Productive Sectors); to Institutional Strengthening (20.5%); and to Other areas of action, which includes *Culture* and *Gender*, sectors in which only 4 projects were executed (3.1%).

b) As Diagram III.4 shows, the relative importance of the different areas of action is determined, in turn, by the importance of several sectors. Mainly 5 sectors explain 6 out of 10 of the 127 Triangular Cooperation projects executed in 2017: *Environment* (1 out of 5 projects); *Agriculture and livestock* (12.6% of the total); *Other services and social policies* and *Health* (around 9-11% in each case, evenly corresponding, in aggregated terms, to another 20%); and those initiatives which aimed at *Strengthening institutions and public policies* (8.7%).

c) In terms of sectors, it is undoubtedly important to highlight the region's high commitment to strengthen its capacities in *Environment*. In this sense, Box III.4 studies the way in which the main activity sectors have been changing their relative importance in the total of Triangular Cooperation projects between 2007 and 2010, arriving to a clear conclusion: Ibero-America is determined to join efforts to promote triangular associations and to strengthen its capacities to face the region's and the planet's current environmental challenges. This, in addition, represents one of the 2030 Agenda main commitments: sustainable development. In 2017, projects which addressed the following issues stood out: the promotion of adaptation to climate change; information management and applied knowledge for biodiversity preservation; the mitigation of greenhouse gases emissions; the development of methodologies and guidelines for environmental assessment; and the improvement of solid urban waste integral management, to name a few.

III.3

SECTORAL ANALYSIS OF TRIANGULAR COOPERATION IN 2017

Analysis of Triangular Cooperation from a sectoral perspective sheds light on how the region has strengthened its capacities through those initiatives that were executed in 2017. This exercise is developed, first, by identifying the sectors which the 127 projects and the 37 actions that were under execution in 2017, tackled through this modality; and, second, by relating that sectorial distribution with what was done by each of the stakeholders that more actively participated in 2017 Triangular Cooperation, under the different recognized roles.

III.3.1

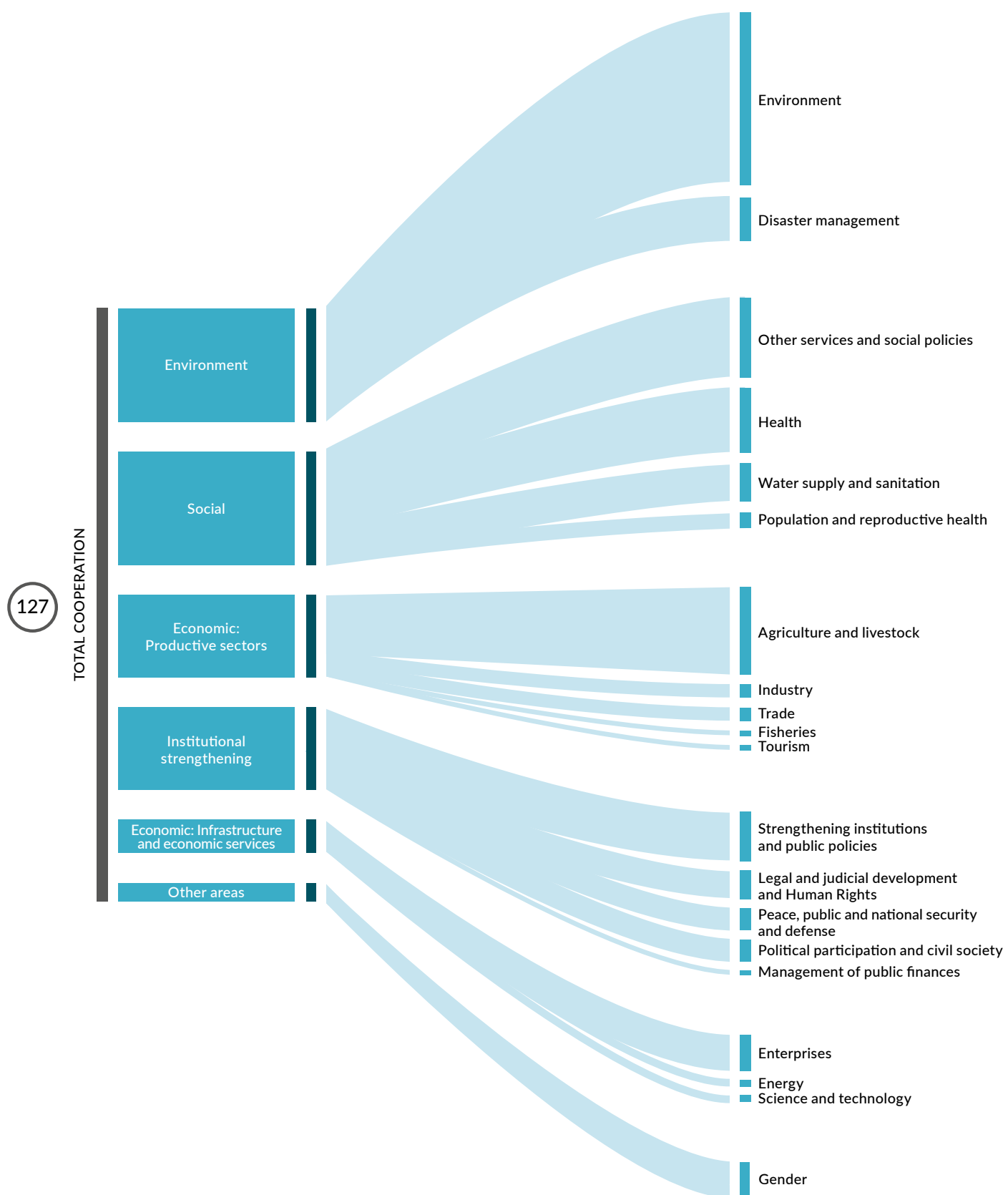
TRIANGULAR COOPERATION PROJECTS AND ACTIONS PROFILE

Diagram III.4 distributes the 127 Triangular Cooperation projects in which the countries of the region participated throughout 2017 (left flow), in terms of the area of action with which they were associated (middle flow) and its corresponding activity sector (right flow). Through its analysis, it can be argued that:

DIAGRAM III.4

SECTORAL DISTRIBUTION OF TRIANGULAR COOPERATION PROJECTS. 2017

In units



Source: SEGIB based on Cooperation Agencies and General Directions for Cooperation

BOX III.4

IBERO-AMERICA'S PROGRESSIVE BID FOR A TRIANGULAR COOPERATION THAT RESPONDS TO ENVIRONMENTAL CHALLENGES: THE 2007-2017 PERIOD

During the 2007-2017 period, Ibero-American countries have been modifying the sectoral priority of their Triangular Cooperation projects. These changes are depicted in the first graph, which shows the evolution of the 5 most important activity sectors in 2017 (*Environment, Agriculture and livestock, Other services and social policies and Strengthening institutions and public policies*), throughout the analyzed period.

In fact, analysis of the graph suggests the distinction of three stages:

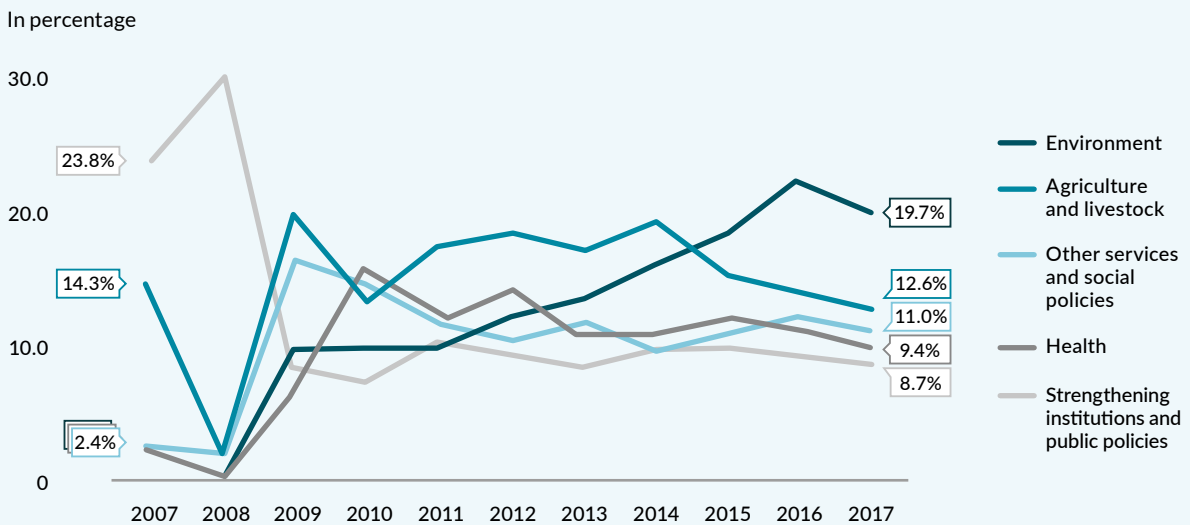
1. During the first stage (2007-2008), these 5 sectors explained, on average, 40% of Triangular Cooperation projects. Efforts were mainly concentrated on the *Strengthening institutions and public policies* sector, which explained, on average, more than a fourth part of the projects. The importance

of this sector is reinforced when adding data in terms of the relative participation of sectors such as *Legal and judicial development and Human Rights, Management of public finances, and Peace, public and national security and defense*, which finally account for around 60% of the total of Triangular Cooperation projects. Meanwhile, *Agriculture and livestock* contributed, on average, with 8.1% of all triangular initiatives; and *Environment, Other services and social policies and Health*, barely represented a specific contribution, corresponding, in each case, to 1.2%-2.2% of the total.

2. In barely a few years, during the 2009-2011 period, the aforementioned scenario changed: on the one hand, since the average relative importance of these 5 sectors increased in more than 20 percentage points,

situating slightly above 60%; and, on the other hand, given the strong (and opposite) changes of those same sectors' trends. In fact, the global increase is precisely explained by the upward pressure of four of these five sectors: this way, *Agriculture and livestock* duplicates its average importance in the total, up to a remarkable 16.6%; *Other services and social policies and Health*, increase their relative importance from an aggregated 3.4% to values higher than 25%; and *Environment* shows a constant growth, multiplying its relative importance until 1 out of 10 of the final projects can be explained. These trends contrast those registered by projects dedicated to *Strengthening institutions and public policies*, which average share is reduced from 26.9% in 2007-2008 to 8.5% in this second stage.

EVOLUTION OF TRIANGULAR COOPERATION PROJECTS DISTRIBUTION, BY SECTORS. 2007-2017



Source: SEGIB based on Cooperation Agencies and General Directions for Cooperation

CONTINUES ON P. 121

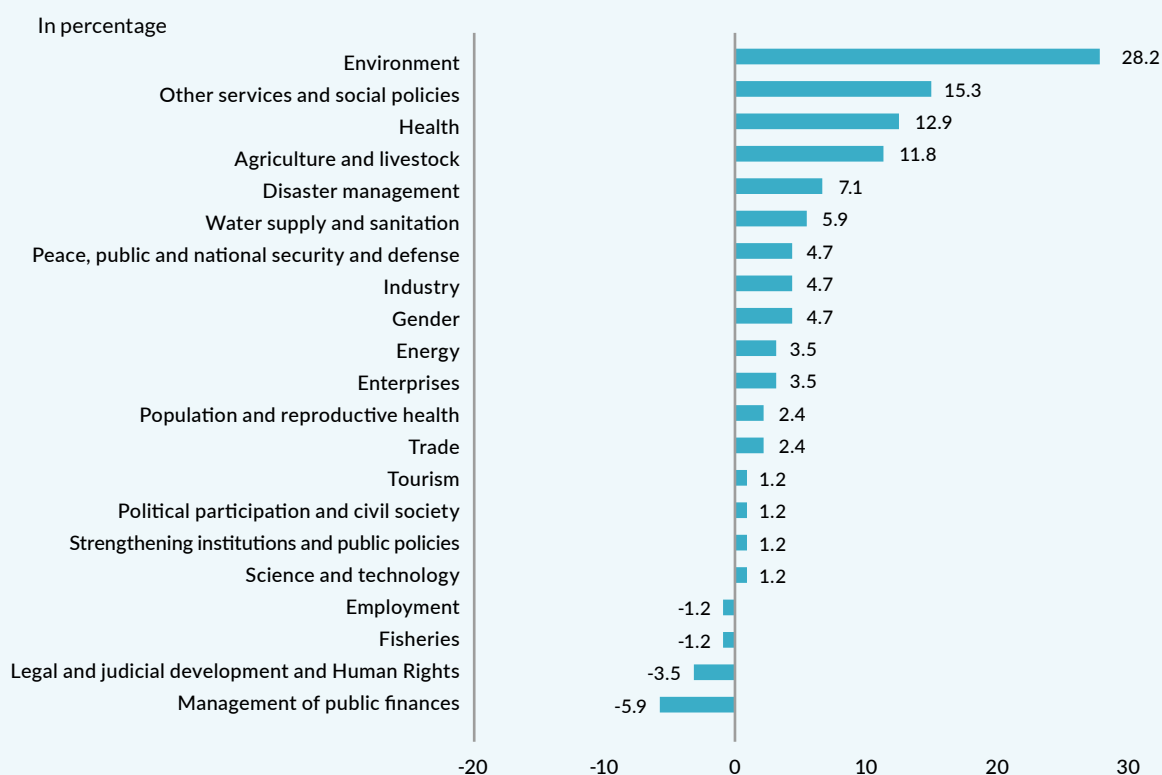
FROM P. 120

3. Between 2012 and 2017, those same 5 sectors already account for, on average, almost 65% of the Triangular Cooperation projects in which the region participates. Three of these sectors have a remarkably stable behavior, and their relative

shares fluctuate on average values which are similar to those of the previous stage: *Agriculture and livestock* (16.0%); *Health* (11.2%), and *Strengthening institutions and public policies* (9.1%). On the other hand, *Other services and social*

policies decreases its relative importance in 4 percentage points to 10.9%. This fall is highly counterbalanced by the relentless increase of projects dedicated to *Environment*, which climb 7 points and are situated, on average, in a remarkable 17%.

CONTRIBUTION TO CHANGE IN THE TOTAL OF PROJECTS, BY ACTIVITY SECTOR. 2007-2017



Source: SEGIB based on Cooperation Agencies and General Directions for Cooperation

The second graph analyzes information from another perspective, which confirms the same trends. This graph has been plotted to identify the contribution of each sector to the registered change in the 2007-2017 period —85 additional projects when comparing 2017 (127) and 2007 (42) figures—.

Its interpretation leaves no doubt: basically 3 out of 10 of these new projects (28.2%) are explained by

how Ibero-American countries have prioritized the fact that Triangular Cooperation contributes to address the region's current environmental challenges. In addition, 4 out of 10 new projects are explained due to the aggregated contribution of three sectors which still have a high relative importance: *Other services and social policies*, *Agriculture and livestock* and *Health*.

Another priority which increases its importance is that related to *Disaster management* (a total

contribution of 7.1%). Meanwhile, in line with the former, sectors such as *Strengthening institutions and public policies*, *Legal and judicial development and Human Rights*, as well as *Management of public finances*, either make a very small contribution (1.2% of the change) or even suppose a negative contribution (-3.5% and -5.9%).

Source: SEGIB based on Cooperation Agencies and General Directions for Cooperation

- d) The second most relevant sector in 2017 was *Agriculture and livestock*, with 16 Triangular Cooperation projects. In this case, Ibero-American countries focused their action on some crops which are typical in the region (coffee, sugar cane, cotton, cocoa, avocado...), as well as on small scale or family farmers. There were several initiatives developed in this framework which focused on food security, but also on the promotion of formulas that facilitate a higher financial inclusion of rural producers. In addition, there were also other experiences related to phytosanitary matters (germplasm banks administration) and to sustainability (the use of sugar cane agricultural residue).
- e) Within *Agriculture and livestock* projects, 11% of those that were focused on Other services and social policies, stood out. These initiatives were dedicated to support policies and institutions which focus their action on some population groups such as childhood, adolescence and older adults. Projects which link youth, employment and social integration must be highlighted, as well as those that address the population progressive aging process, and develop practices for better attention and care, as Box III.5 details.
- f) In addition, basically 1 out of 10 Triangular Cooperation projects in which Ibero-American countries participated throughout 2017 addressed the *Health* sector. A large part of these initiatives was destined to strengthen the system itself, through the exchange of experiences to improve patients' attention and security, as well as to reorganize the network of hospital and emergency care services, to name a few. Projects also focused on specific population groups; once again, on childhood (development of pediatric care in child cardiology), and also on specific diseases (fight against HIV/AIDS) and medications (access and rational and safe use).
- g) Other remarkable activities (around 9% of the 127 Triangular projects which were under execution in 2017) refer to capacities which strengthen government management through the *Strengthening institutions and public policies* sector. Cooperation in terms of the decentralization of competencies, as well as all matters relative to territorial planning, should be highlighted. Another important set of projects was oriented to the strengthening of cooperation itself, including very diverse initiatives which involve the implementation of information systems, the promotion of sectoral governmental institutions (under-secretaries), the support to Triangular Cooperation Programs and the implementation of the development cooperation effectiveness agenda.
- h) The remaining 40% of the projects was distributed in up to 15 different activity sectors, only those destined to *Disaster management*; *Legal and judicial development and Human Rights*; and *Water supply and sanitation*, standing out. These four sectors' relative contribution fluctuated between 4% and 5% of the total. The remaining sectoral capacities were tackled through specific interventions of 1 to 4 projects, in which the *Gender* sector, is worthy of note.

Finally, the 37 Triangular Cooperation actions which Ibero-American countries had under execution throughout 2017 deserve a specific mention. Actually, basically 3 out of 4 of these actions focused on Institutional strengthening (37.8%) and Environment (35.1%), suggesting a higher concentration of actions in terms of a few areas. In addition, and compared with projects, another significant difference can be identified in the kind of activities that were developed in sectors such as *Management of public finances* (6 actions) and *Disaster management* (a total of 10). In order to illustrate, through Triangular Cooperation actions, countries strengthened the administration of properties in extinction of domain; laws which regulate public bidding, contracting and procurement systems; practices in ministries of finance; as well as capacities which improve warning, prevention and action against tsunamis, earthquakes and forest fires, among other natural disasters.

BOX III.5

IBERO-AMERICAN TRIANGULAR COOPERATION IN TERMS OF THE ATTENTION TO ADULT POPULATION

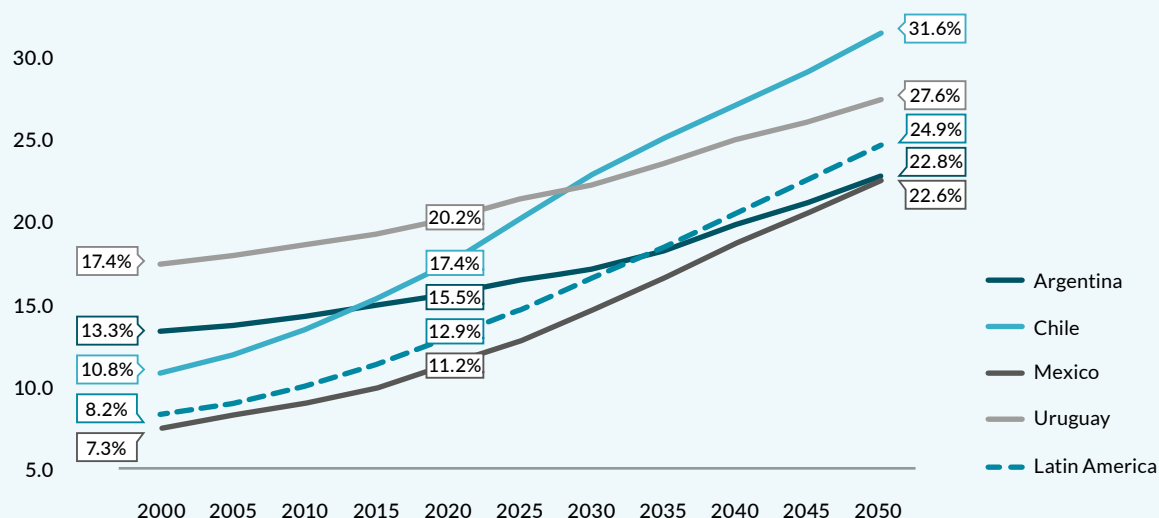
According to the United Nations (2019), the world population is aging. This process manifests through the progressively growing share of people aged 60 years and over with respect to the total population. The evolution of some figures and projections seems to confirm this fact. In this sense, it is estimated that, in 2019, 1 out of 11 people (around 9% of the world population) will be over 65 years; a proportion which is expected to rise to 1 out of 6 (up to 16%) by 2050.

This progression is even further accentuated in developing regions. In this sense, the same study projects that, between 2019 and 2050, the proportion of people over 60 and over, will double in Northern Africa and Western Asia, in Central and Southern Asia, Eastern and South-Eastern Asia, and in Latin America and the Caribbean. ECLAC (2018) confirms these same trends. This way, the analysis of the graph plotted for this purpose suggests that, in Latin America, the proportion of people over 60 in the total

population will continue to rise at an exponential rate, going from 8.2% in 2000 to 12.9% in 2020; values which, by 2050, could rise up to basically 25%. The impact that all the above will have on the demographic structure itself will provoke unprecedented consequences. In fact, ECLAC itself estimates that by 2037 “the increasing proportion of older persons will surpass the proportion of those under 15 years of age, stage after which the aging process will become the predominant demographic phenomenon” (ECLAC, 2018, page 31).

EVOLUTION OF THE POPULATION OVER 60 YEARS FOR SELECTED LATIN-AMERICAN COUNTRIES, BY PROJECTION. 2000-2050

Percentage over total population



Source: SEGIB based on data and indicators of CEPALSTAT databases and statistical publications

In this context, and in the framework of the commitments of the 2030 Agenda, aging becomes an unavoidable topic in the public agenda. On the one hand, by transforming planning instruments, since decision

making on development must be carried out considering the different demographic scenarios. On the other hand, through the implementation of more integral public policies and by adapting economic and social structures

in order to improve the quality of older adults' life and advance, in turn, towards the universalization of the protection of their rights.

CONTINUES ON P. 124

FROM P. 123

In this scenario, and with reference to 2017, the boost to the initiative “*Support for the design of strategies for aging care and care of the adult population in Argentina*”, must be highlighted. In this Triangular Cooperation project Argentina is the first provider, the Inter-American Development Bank (IDB) is the second provider and Chile, Uruguay and Mexico are the recipients.

As the graph illustrates, all the Ibero-American countries involved in this initiative are suffering from the progressive aging of their populations. In fact, for Chile and Mexico, as well as for the whole region, the proportion of people over 60 and over in the total population projected for 2050, almost triples the figure registered in 2000; while, for Argentina and Uruguay, this proportion is almost one half of that registered by the other countries (1.6-1.7).

The initiative originates in an Argentinean experience. This way, in this scenario in which adaptation to population’s aging is necessary, Argentina focused on improving

medical and social care services provided by the National Institute of Social Services for Retirees and Pensioners (INSSJP by its Spanish acronym) to the elderly, and within these, especially to those who also suffer from chronic diseases and register high comorbidity rates, which embodies a higher level of fragility and vulnerability. The development of a research study enabled the identification of this fragile population and it also set the foundations to test a new concept of care: Casa Médica, conceived to integrate health services benefits of various levels with other benefits which are typically associated with social services.

After its implementation, IDB agreed to finance a 350,000 dollar initiative that enables Argentina to share its experience with other countries that are facing similar aging processes, such as Chile, Mexico and Uruguay, as was mentioned. This project supports and promotes integral health, providing general and specialized medical care to preserve or recover health through prevention, healing and rehabilitation. In addition,

it organizes team work so the different involved professionals can take care of individuals from a bio-psychosocial perspective which integrates innovative concepts regarding organization and information technology with evidence-based medicine to optimize the person’s well-being. The positive assessment of this experience is based on the evidence that it decreases hospital costs, hospitalizations and emergency consultations. In addition, it increases people’s access to health services, patients’ quality of life and satisfaction, as well as the effectiveness of preventive services.

Source: SEGIB based on Cooperation Agencies and General Directions for Cooperation, ECLAC (2018) and United Nations (2019).

III.3.2

PROFILE OF THE MAIN STAKEHOLDERS

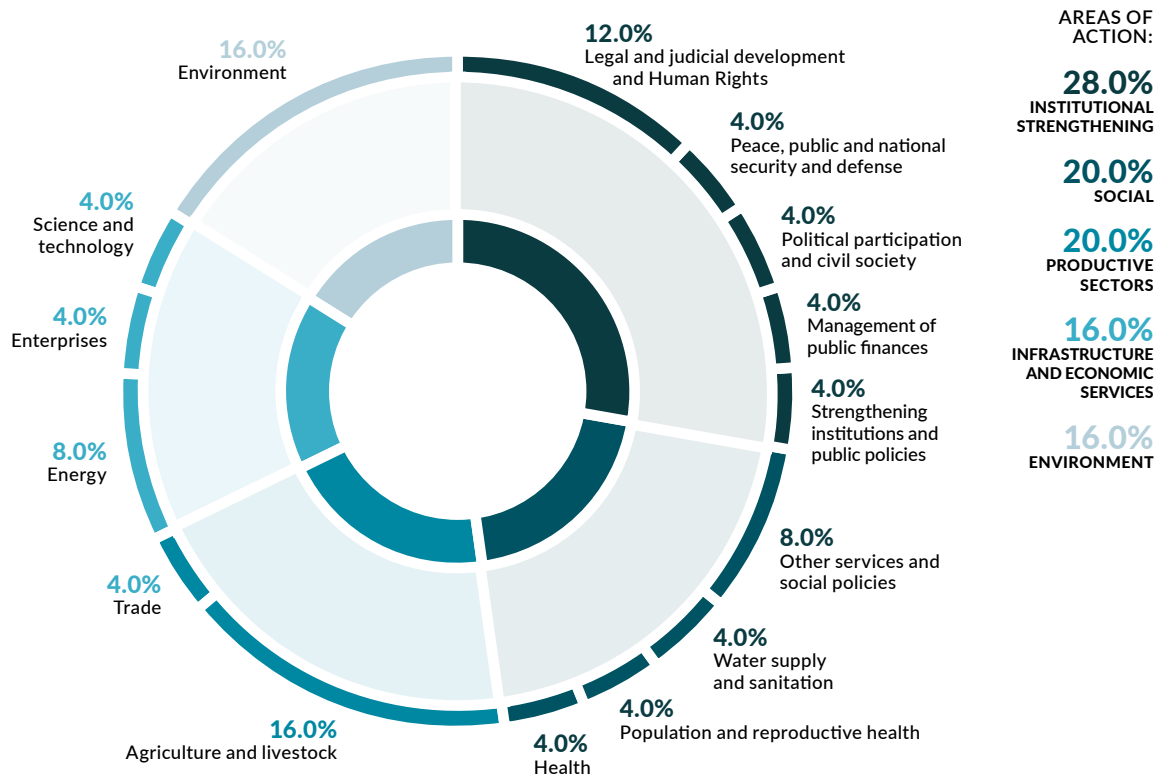
Another interpretation on how Triangular Cooperation has contributed to capacity strengthening can be developed by focusing on the countries that have mostly contributed to this profile: that is, by distributing cooperation in activity sectors, not focusing on total exchanges, but analyzing figures in terms of countries’ participation. In fact, in order to ensure significant

results given the volume of initiatives and the need to distribute them in up to 30 activity sectors, the exercise is only developed for projects and for the three countries which were more active (Mexico, Spain and El Salvador) in each of the three roles that are recognized in the Ibero-American space.

GRAPH III.6

SECTORAL DISTRIBUTION OF MEXICO'S TRIANGULAR COOPERATION PROJECTS, AS FIRST PROVIDER. 2017

In percentage



Source: SEGIB based on Cooperation Agencies and General Directions for Cooperation

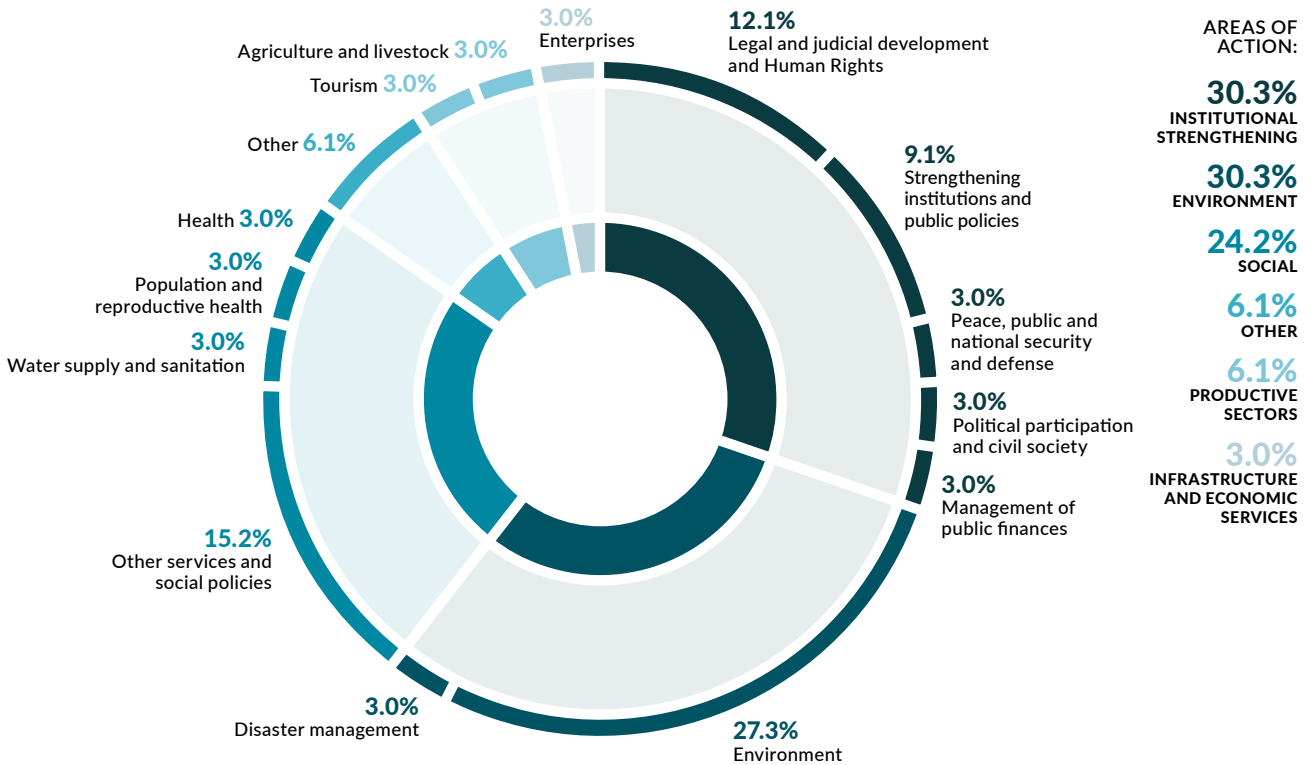
Consequently, Graph III.6 distributes the 25 projects in which Mexico participated in 2017 as first provider, according to the activity sector which they addressed. Its analysis suggests the following:

- Two thirds of these Triangular Cooperation projects addressed the strengthening of three different areas of action: Institutional strengthening (20.8%), Productive sectors and Social (20% in each case). The remaining 32% of Mexico's triangular initiatives was evenly distributed between the support to Environment and to Infrastructure and economic services.
- Actually, and as is interpreted from Graph III.6, the 25 projects in which Mexico participated were very diverse, as they were distributed in up to 15 different activity sectors, which suggests shares that fluctuated between 1 and a maximum of 4 projects. Specifically, 4 initiatives (16.0%), which contributed to strengthen, in each case, capacities related to *Environment* and *Agriculture and livestock*, should be highlighted; as well as 3 initiatives that were destined to *Legal and judicial development and Human Rights* (12.0%) and 2 projects in which matters relative to *Energy* and *Other services and social policies* were respectively addressed.
- In order to illustrate, Mexico took advantage of 2017 Triangular Cooperation projects to exchange its experience in terms of waste management, the integral development of coasts and seas and the use of big data to assess and face ecosystems degradation. It also shared its experience in avocado pre and post-harvest management, in fostering applied research to improve cocoa's productive chain, and in phytosanitary issues, including germplasm banks and seed improvement. Other initiatives worthy of mention are those aimed at strengthening national electoral bodies and at promoting good practices which favor greater energy efficiency, to name a few.

GRAPH III.7

SECTORAL DISTRIBUTION OF SPAIN'S TRIANGULAR COOPERATION PROJECTS, AS SECOND PROVIDER. 2017

In percentage



Source: SEGIB based on Cooperation Agencies and General Directions for Cooperation

Meanwhile, Graph III.7 illustrates Spain's case, which in 2017 acted as second provider in 33 Triangular Cooperation projects. Its analysis sheds light on the following:

- a) There was a higher level of concentration in Spain's case; thus, basically 85% of the projects were explained by three areas of action: Institutional strengthening (30.0% of these initiatives), Environment (another 30.0%), and Social (24.2%). Initiatives executed in other areas were more specific.
- b) *Environment* was the most outstanding sector, since more than one fourth of the Triangular projects which Spain supported in 2017 aimed at capacity strengthening in this matter. There were 9 initiatives dedicated, for example, to promoting recycling, integral solid waste management and environmental management, in many of these cases addressing institutional

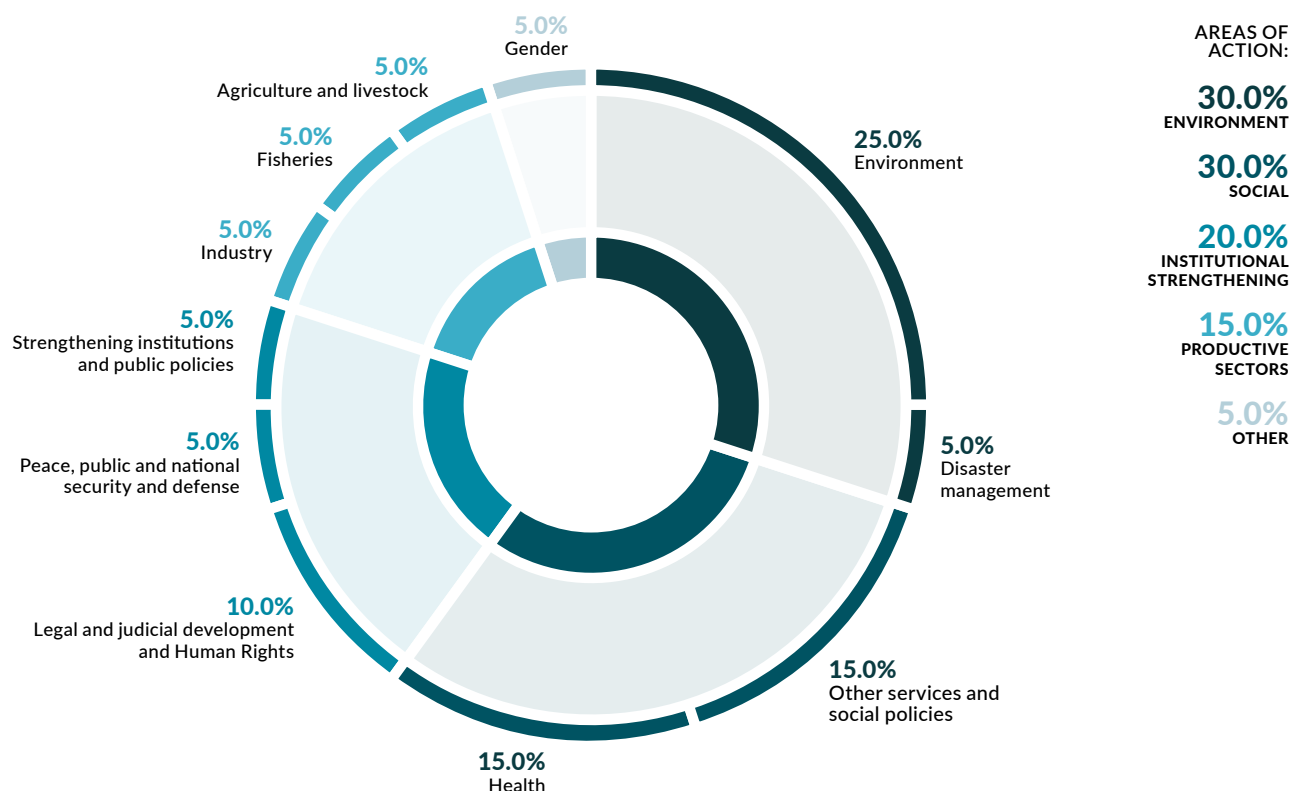
aspects (development of public policy programs or support for sectoral organizations) and/or focusing on the specific case of municipalities.

- c) In terms of relative importance, Triangular Cooperation projects destined to *Other services and social policies* (5), *Legal and judicial development and Human Rights* (4), and to *Strengthening institutions and public policies*, followed. For example, projects through which Spain supported youth (employment and social insertion, youth participation and policies for prevention, treatment and rehabilitation of drug use to favor this same integration), must be highlighted; as well as those destined to support the implementation of policies to promote racial equity; the development of territorial management instruments; and initiatives to share, with third partners, the experience of Spanish Triangular Cooperation agreements with other countries of the region.

GRAPH III.8

SECTORAL DISTRIBUTION OF EL SALVADOR'S TRIANGULAR COOPERATION PROJECTS, AS RECIPIENT. 2017

In percentage



Source: SEGIB based on Cooperation Agencies and General Directions for Cooperation

Finally, Graph III.8 portrays El Salvador's case, the country which in 2017 participated as Triangular Cooperation recipient in a higher number of occasions (20). With reference to the type of capacities that were strengthened under this cooperation modality, it can be argued that:

a) On the one hand, 60% of the projects in which El Salvador participated addressed, in identical proportions, capacity strengthening in Environment and Social areas. In addition, the remaining 40% of the projects was destined to support, almost totally and in similar proportions, capacity development in terms of Institutional Strengthening (20.0% of the total exchanged) and Productive Sectors (15.0%).

b) On the other hand, these 20 initiatives associated with up to 11 activity sectors. The highest concentration of projects affected *Environment* (5), *Health* (3) and *Other services and social policies* (3). This cooperation was destined to strengthen environmental assessment processes; to promote the access and rational use of medications; and to ensure the integral development of marine resources. Initiatives were also dedicated to organ transplants regulation and to reorganize hospital assistance services; as well as to address, through different means, all matters related to youth and social insertion.

III.4

TRIANGULAR COOPERATION AND SUSTAINABLE DEVELOPMENT GOALS

As in the previous chapter, and according to the methodology that is being developed within the Ibero-American space, identifying the activity sectors with which projects executed under the three South-South Cooperation modalities are associated, enables the identification of those Sustainable Development Goals (SDG) with

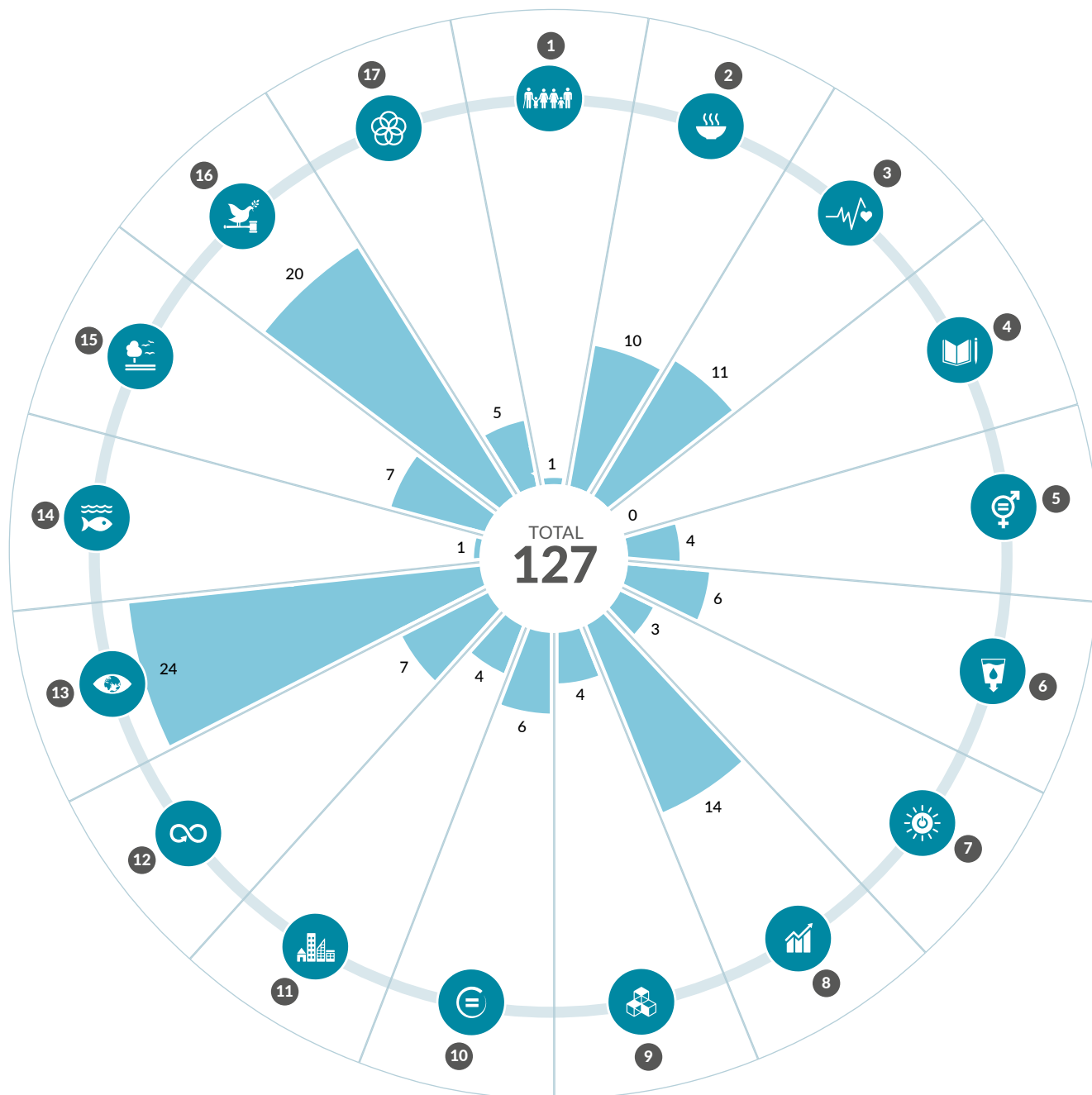
which these same projects could be potentially be aligned. In this sense, Graph III.9 was plotted to portray which SDGs are supposedly being addressed by the 127 Triangular Cooperation projects in which Ibero-American countries participated in 2017. More specifically:

- a) One third of the 127 Triangular Cooperation projects that were under execution during 2017 could be aligned with SDG 13 Climate action (24 projects corresponding to basically 20% of the total registered that year) and SDG 16 Peace, justice and strong institutions (around 20 projects which explain 15.7%). Another third part of the projects is explained by the potential alignment with up to four different SDGs: SDG 8 Decent work and economic growth, SDG 3 Good health and well-being, and SDG 2 Zero hunger (with participations in each case of 11% and 8%); as well SDG 12 Responsible consumption and production, a goal with which 7 projects could be aligned (5.5%). When results associated to SDG 15 Life on land, SDG 6 Clean water and sanitation, and SDG 10 Reduced inequalities, are added, 8 out 10 Triangular Cooperation projects which were executed by the region in 2017, are explained. The remaining 20% is explained by projects that specifically tackle any of the eight remaining SDGs, with the only exception of SDG 4 Quality education, which was not associated with any project in 2017.
- b) More specifically, the 25 Triangular Cooperation projects which could potentially contribute to the region's progress in the achievement of SDG 13 Climate action, shared the purpose of strengthening Ibero-American countries institutional and human capacities in their process of prevention, adaptation and mitigation of climate change effects. These projects were mainly classified in the *Environment* and *Disaster management* sectors, aimed at the strengthening of environmental sustainability promotion; the development of risk evaluation and monitoring systems to face disaster threats (including, as is detailed in Box III.6, the use of big data instruments); the exchange of experiences regarding environmental services payment; monitoring the evolution of tropical glaciers in light of global warming; advancing in the implementation of Pollutant Release and Transfer Registers; as well as to learn how to mainstream climate change in the design of budgets, investments and public policies in general, to name a few.

GRAPH III.9

DISTRIBUTION OF TRIANGULAR COOPERATION PROJECTS, BY POTENTIAL ALIGNMENT TO THE SDGS. 2017

In units



Source: SEGIB based on Cooperation Agencies and General Directions for Cooperation

- c) Meanwhile, the 20 Triangular Cooperation projects potentially aligned with SDG 16 Peace, justice and strong institutions, tend to be connected with initiatives that were classified in the Institutional strengthening area. In this case, among other purposes, countries aimed at improving public institutions efficacy and increasing their transparency, promoting non-discriminatory laws, advancing towards the universal access to justice, ensuring the right to political participation and fighting against all types of violence, especially that suffered by women and children. In order to illustrate, cooperation promoted to implement public accountability instruments; to strengthen electoral systems; to promote policies which ensure racial equity and the rights of LGTB population; to exchange experiences which facilitate the reestablishment of childhood rights in post-conflict zones, must be highlighted; as well as all initiatives that were focused on driving young people away from all forms of violence.
- d) In addition, in 2017, 14 Triangular Cooperation projects were destined to the achievement of SDG 8 Decent work and economic growth. In this case, initiatives were related to the economy and its working conditions. Projects which, in the *Agriculture and livestock* sector, focused on harvest processes to improve production, but that were also dedicated to incorporate more environmentally sustainable procedures, are worthy of mention. In addition, other projects which, classified in the Trade sector, contributed to facilitate insertion in foreign markets, as well as those which, related to *Enterprises*, support the creation of favorable conditions for small-scale entrepreneurs and for small and medium-sized enterprises, should also be highlighted.
- e) Finally, more than 10 Triangular Cooperation projects were identified to be aligned with SDG 3 Good health and well-being, and SDG 2 Zero hunger. Thus, and in terms of SDG 3, those initiatives that intended to improve health care systems, especially hospital management and services focused on some specific groups (pediatric cardiology and older adults' quality of life); and to fight against HIV/AIDS, must be highlighted. Initiatives related to *Population and reproductive health*, with projects regarding obstetric and neonatal emergencies, and the exchange of experiences on systems to analyze maternal and infant mortality to reduce current rates, are also worthy of mention. On the other hand, and related to SDG 2 Zero hunger, it is important to highlight projects which, included in the *Agriculture and livestock* sector, were dedicated to strengthen food and nutrition security; as well as those which are included in the *Health* sector and also addressed ensuring access to food, through initiatives that promote food self-production and the improvement of family farming crops.

One third of Triangular Cooperation projects that were under execution during 2017 could be aligned with SDG 13 Climate action and SDG 16 Peace, justice and strong institutions

BOX III.6

THE USE OF BIG DATA FOR ECOSYSTEMS ASSESSMENT IN THE FRAMEWORK OF THE 2030 AGENDA: THE EXPERIENCE OF MEXICO, AUSTRALIA AND COLOMBIA

Although there is no precise or agreed definition on the concept of “big data”, there is agreement on the fact that it should not be compared to the notion of “massive data”. The concept goes beyond, and entails conflicting approaches which confront, on the one hand, the potential that big data has as an instrument to analyze, understand and address many of the most important social and environmental problems the world is currently facing; and on the other hand, the enormous challenges its effective use generates, which include from how to develop the scientific infrastructure it requires, to much more sensitive aspects such as the need to regulate its possible ethical conflicts (DNP, 2017).

Nonetheless, however, it currently seems difficult to improve decision making processes and, consequently, public policy management as a whole, without recurring to big data. This is suggested, for example, in the 2030 Agenda for Sustainable Development itself which, taking into account lessons learnt through its predecessor, the Millennium Agenda, focuses on the importance of the availability of “quality, accessible, timely and reliable” data to help “with the measurement of progress” in order to improve follow-up, monitoring and evaluation of the progress achieved during its implementation (United Nations Statistical Commission, 2017).

The Report that systematized these arguments, “Transforming our world”, also referred to the need for capacity building for these purposes, as well as to develop information analysis methodologies that adapt to current realities and enable the adoption of multidimensional approaches (economic, social and environmental), coherent with the concept of Sustainable Development, which the international community has set as a goal. Delving into this purpose, in January 2017, the United Nations Organization celebrated in Cape Town (South Africa), the First World Data Forum. This space served, in turn, to present a Global Action Plan for Sustainable Development Data, that was adopted the year before during the celebration of the 48th Session of the United Nations Statistical Commission (United Nations Statistical Commission).

This way, and from the environmental perspective, existing precedents enable progress in this sense. One of these precedents is the Millennium Ecosystems Assessment, promoted by the United Nations Secretary General himself in the year 2000. This is a “scientific appraisal”, based on the massive analysis of data, of the trends and the evolution of the world’s ecosystems and the consequences of ecosystem change for human well-being. It also enables improved decision-making and the promotion of the necessary actions to restore, conserve or enhance the sustainable use of ecosystems. The assessment’s findings involved the work of 1,360

experts worldwide and they were systematized in five technical volumes and six synthesis reports.¹

Considering these precedents, current trends on information management and the commitments in terms of the 2030 Agenda, in 2017, Mexico, as first provider, Australia as second provider and Colombia as recipient, decided to promote the Triangular Cooperation project “The use of Big Data for the assessment of ecosystems integrity and ecologic degradation”. The aim of the project is to count with information to monitor ecosystems change in these three countries, and in some of the services these ecosystems provide, in order to understand their possible impacts as soon as possible and to guide and expedite the adoption of public policies to promote Sustainable Development. For this purpose, the project works on the creation of a digital environment with a big data perspective, which facilitates massive environmental data storage and transmission. After its processing, sub-products of enormous utility are generated, such as control panels and reporting systems with a sustainability approach. Finally, operational systems are developed to monitor the environment with standardized indicators, specially designed to identify and evaluate those changes that occur quickly and abruptly, thus improving reaction times to face their possible effects.

¹ <https://www.millenniumassessment.org/es/About.html>

Source: SEGIB based on Cooperation Agencies and General Directions for Cooperation and the United Nations Statistical Commission (2017), the Department of National Planning (DNP) of Colombia (2017) and <https://www.millenniumassessment.org/es/About.html>





IV

CHAPTER

REPORT ON SOUTH-SOUTH
COOPERATION IN IBERO-AMERICA 2019

southsouth

Chapter IV

Ibero-America and Regional South-South Cooperation

This chapter focuses on the third South-South Cooperation modality which is recognized in the Ibero-American space: Regional South-South Cooperation. This modality has a wider dimension; it adds several countries' efforts in the search for collaborative solutions for development problems, and it is executed through cooperation programs and projects. Its largest scale also manifests through its broader scope of action, both geographically and chronologically speaking. In fact, and as will be developed throughout the chapter, the combination of the historical analysis and what actually occurred in 2017 suggests Regional South-South Cooperation is remarkably stable, and its action extends for several years.

According to the aforementioned, the chapter dedicated to this modality is structured as follows:

- a) First, it systematizes and characterizes Regional South-South Cooperation initiatives (programs and projects) in which Ibero-American countries participated during 2017. This analysis is completed by studying the evolution of these initiatives in the 2007-2017 period, first and last year for which data is available.
- b) Second, what occurred in 2017 is analyzed in terms of Ibero-American countries' participation. For this purpose, an intensity map is designed to illustrate each of the countries' participation in the set of initiatives that were under execution in 2017. As an innovative feature, an analysis will be developed to understand the way in which Ibero-American countries related when executing this South-South Cooperation modality.
- c) Third, still in terms of participation, the analysis focuses on another stakeholder which is relevant in this modality: multilateral organizations. In this sense, the identification of these organizations is important to understand, in turn, some aspects related to programs' and projects' operational mechanisms, since these organizations are precisely the ones that provide cooperation with an institutional framework and with organization rules and regulations.

- d) Fourth, Regional SSC initiatives in which Ibero-America participated in 2017 are distributed according to the activity sectors and areas of action to which they contribute. As occurred with the other modalities, this analysis is developed to understand which purposes were addressed by SSC and, given its regional scope, to identify the type of development problems that countries tried to collaboratively solve.
- e) Finally, given the methodology that has been developed in the Ibero-American framework, the sectoral analysis enables the identification of the way in which Regional South-South Cooperation programs and projects could potentially be aligned with Sustainable Development Goals and, ultimately, understand how Ibero-America can advance in the achievement of the 2030 Agenda through this modality.

IV.1

REGIONAL SOUTH-SOUTH COOPERATION PROGRAMS AND PROJECTS IN 2017

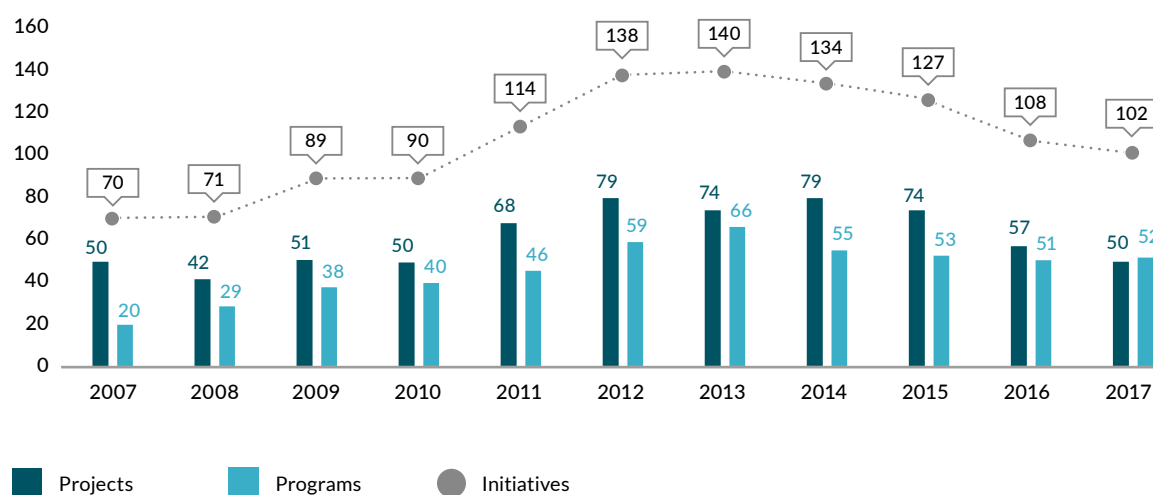
During 2017, Ibero-American countries participated in 102 Regional South-South Cooperation initiatives that were implemented, in similar proportions, through the execution of 50 projects and 52 programs. Graph IV.1, which illustrates the evolution of these initiatives between the first year in which they were registered (2007)

and the last, shows that values in 2017 are only slightly lower than in 2016 (108 initiatives). This difference is basically explained by the reduction of the number of projects from 57 to 50.

GRAPH IV.1

EVOLUTION OF REGIONAL SSC INITIATIVES, PROGRAMS AND PROJECTS. 2007-2017

In units



Source: SEGIB based on Cooperation Agencies and General Directions for Cooperation

In fact, according to this graph and from a wider chronological perspective, values of 2017 Regional SSC initiatives (102) are 45% higher than those registered in 2007 (70 initiatives). However, this growth has not been constant, but it results of two different stages with opposite dynamics: the first one (2007-2013), of an intense growth, and the second one (2014-2017), of a progressive downfall, where projects' and programs' behavior is also different. More specifically:

- a) Between 2007 and 2014, the number of Regional SSC initiatives in which countries participated doubled: from 70 in 2007, to 140 in 2014. Two thirds of new initiatives were explained by the increase of programs executed under this modality, while 1 out of 3 initiatives was explained by projects' growth.
- b) On the other hand, between 2015 and 2017, Regional SSC initiatives registered an annual average downfall of -7.5% which put downward pressure on the final figure, from the maximum registered in 2014 to the already mentioned 102 initiatives in 2017. In this second stage, as was anticipated, and unlike what occurred in the first one, projects' behavior had a larger


impact than that of programs. In fact, by the end of this stage, although programs had registered an average annual decrease of -5.5%, they still registered a relatively high figure (52), more than 2.5 times higher than in 2007 (20). Meanwhile, the annual downfall registered by projects between 2015 and 2017 was more intense (of -8.7%) and pushed the figure of these initiatives down. This way, the number of projects was exactly the same as that registered at the beginning of the considered decade (50).

The fact that Regional SSC programs have a more stable behavior over time is strictly related to two aspects which clearly differentiate them from projects: on the one hand, because the execution times of these initiatives are higher and, on the other hand and in line with the former, because their starting dates go further back in time. This is ratified by the combined analysis of Graph IV.2, which portrays the execution times that initiatives tended to register, and of Graph IV.3, which distributes programs and projects according to their starting year. In this sense, it is important to highlight that:

GRAPH IV.2

DISTRIBUTION OF REGIONAL SSC PROGRAMS AND PROJECTS, BY DURATION. 2017

Years elapsed between the beginning and the end of the execution

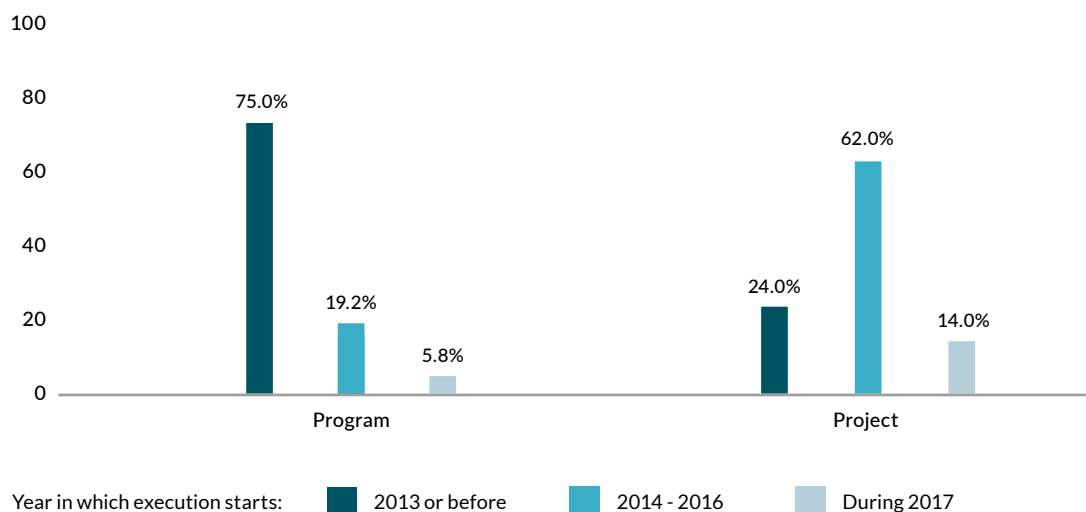


Source: SEGIB based on Cooperation Agencies and General Directions for Cooperation

GRAPH IV.3

DISTRIBUTION OF REGIONAL SSC PROGRAMS AND PROJECTS, BY STARTING YEAR. 2017

In percentage



Source: SEGIB based on Cooperation Agencies and General Directions for Cooperation

a) As Graph IV.2 illustrates¹, one half of the Regional SSC programs that were under execution in 2017 had a duration of between 1 and 7.25 years, time that could have extended, in 25% of the cases, up to 14 years. On the other hand, the duration of one half of the projects fluctuated in a range of relatively lower values, between 1 and 4.5 years, while 25% could have also extended up to 9 years.

b) In addition, and as Graph IV.3 shows, 75% of the Regional SSC programs in which Ibero-American countries participated during 2017 began before 2013; one fifth began between 2014 and 2016; and barely 6% of the 52 registered regional programs began in 2017 itself. In contrast, only 1 out of 4 Regional SSC projects began before 2013. The majority of the projects (6 out of 10) began between 2014 and 2016, and basically 15% of the total, began during 2017 itself.

During 2017, Ibero-American countries participated in 102 Regional SSC initiatives that were implemented, through the execution of 50 projects and 52 programs

¹ In order to plot this graph, it is necessary to count with initiatives' starting and ending years, simultaneously. The former is available for all initiatives, but the latter is available only for those that have actually finished. Thus, as ending dates are not always available, the graph was plotted with a sample of 80% of Regional SSC projects and one fourth of the total programs.

IV.2

COUNTRIES PARTICIPATION IN REGIONAL SOUTH-SOUTH COOPERATION IN 2017

Map IV.1 distributes the 22 Ibero-American countries in terms of the number of initiatives through which they participated in Regional SSC executed throughout 2017. As in Chapter II of this report, possible values are arranged in bands and each band is associated with colors of different intensities. This way, Map IV.1 becomes an instrument to quickly visualize how active the participation of each Ibero-American country was in terms of 2017 Regional SSC.

In this sense:

- a) In 2017, Costa Rica, Mexico and Colombia were the most dynamic countries in terms of Regional SSC, as they were participating, in each case, in a total of 63 programs and projects. In terms of relative importance, two Central-American countries (Panama and Guatemala) and two from the Southern cone (Argentina and Brazil) followed, which participated in a lower number of initiatives, but still over 50.
- b) The most common case, however, was that shared by nine countries which participated in between 40 to 49 initiatives. These countries were El Salvador, Honduras, Guatemala and the Dominican Republic, in the Central-American and Caribbean region; and, once again in the South of the continent, Ecuador, Peru and Chile, together with Paraguay and Uruguay.
- c) Other six countries registered lower and more disperse participations. In fact, and still within America, two Andean countries, Bolivia and Venezuela, respectively participated in 33 and 23 Regional SSC programs and projects; while Cuba was active in slightly more than 20 initiatives. In the Iberian Peninsula, Spain participated in 25 initiatives, Portugal in 12 and Andorra in 2.

In 2017, Costa Rica, Mexico and Colombia were the most dynamic countries in terms of Regional SSC, as they were participating, in each case, in a total of 63 programs and projects

MAP IV.1

IBERO-AMERICAN COUNTRIES PARTICIPATION IN REGIONAL SSC INITIATIVES. 2017



Legend: Intensity bands, according to the number of Regional SSC initiatives in which each country participated in 2017

- More than 60
- Between 50 and 59
- Between 40 and 49
- Between 30 and 39
- Between 20 and 29
- Between 10 and 19
- Between 0 and 9
- No projects registered

Source: SEGIB based on Cooperation Agencies and General Directions for Cooperation

In addition, as an innovative feature in this edition of the Report of SSC in Ibero-America, the analysis of the way in which countries participated in Regional South-South Cooperation can be complemented by adding another perspective that analyzes the most frequent associations (of two or more countries). In other words, the analysis of who associated with whom in order to add efforts to face common problems.

The results of this analysis are depicted in Graph IV.4 through a “heatmap”, plotted in a matrix of 22 rows and 22 columns. Each of these is associated, in the same order, with one of the 22 Ibero-American countries. Cells where rows and columns intersect indicate the corresponding partnership (pair of countries). These cells are colored in order to indicate the number of initiatives in which the two countries coincided and the color intensity increases as the final number of initiatives is higher. In addition, countries are arranged in such a way that certain groups can be easily distinguished in the graph.

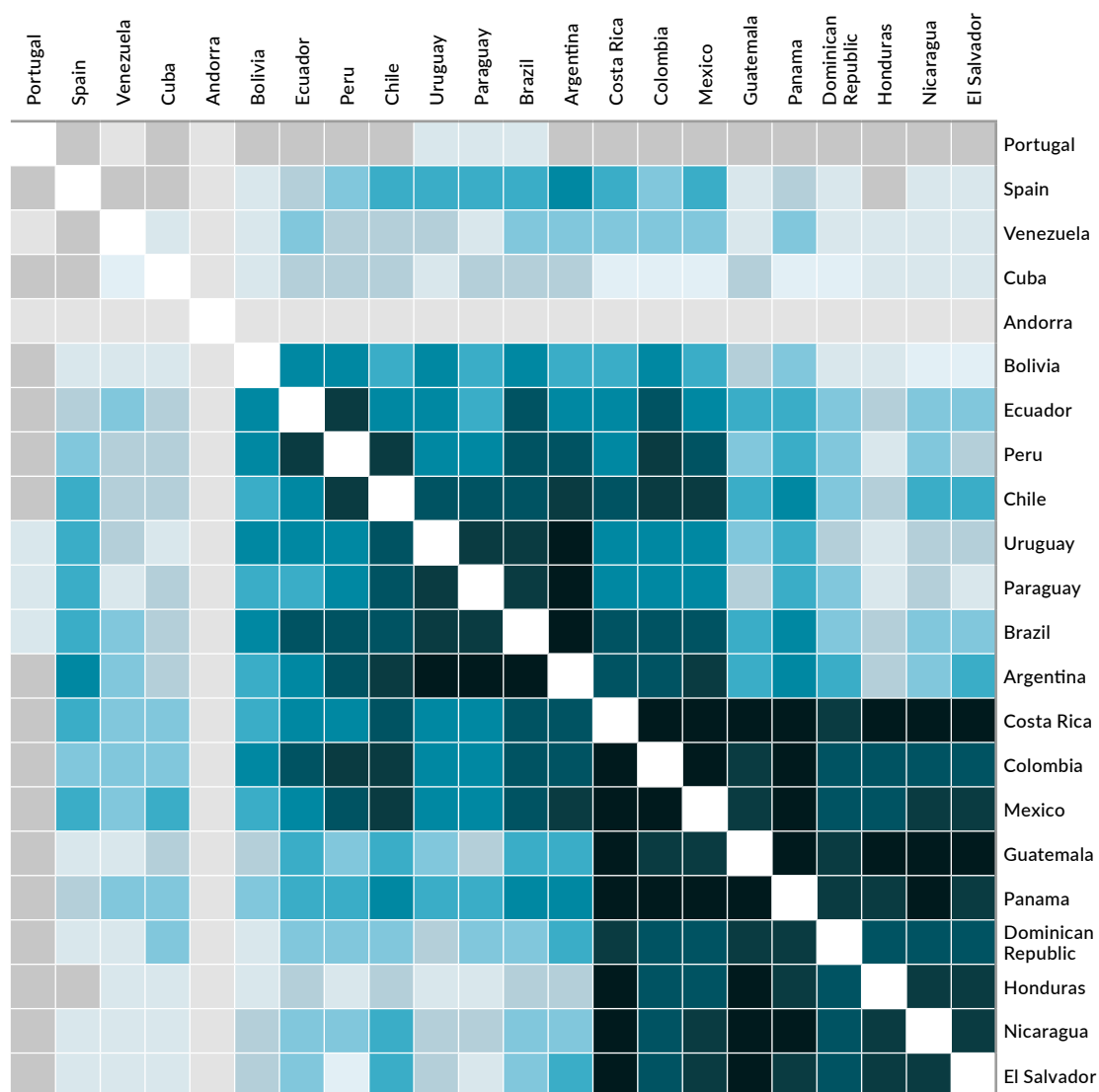
Given the aforementioned, interpretation of Graph IV.4 enables the identification of, at least, four different “groups” of partners. More specifically, it can be highlighted that:

- a) The first group of countries which associations were more frequent under the Regional SSC modality is situated in the lower right quadrant of the graph. This group is comprised of the Central-American countries, Costa Rica, Guatemala, Panama, Honduras, Nicaragua and El Salvador, together with the Dominican Republic, Mexico and Colombia. In fact, each of the possible partnerships tends to coincide with a minimum of 31 initiatives (those cases of Colombia and Honduras, or Nicaragua and the Dominican Republic) and a maximum of up to 52 initiatives (Colombia and Mexico). As can be interpreted, this relation is much determined by geographical and proximity aspects, and even by these countries’ sense of belonging, since they are all also part of the Meso-American region.
- b) A second group could be identified in a more central quadrant, which would overlap with the previous quadrant in its lower right end. In this case, the majority of South-American countries (Argentina, Brazil, Paraguay, Uruguay, Chile, Peru, Ecuador and Bolivia), should be added to Mexico, Colombia and Costa Rica, which were already mentioned. Each possible partnership will tend to coincide with between 20 and 50 Regional SSC initiatives. Within this group, a third group of countries would stand out. Their partnerships’ intensities are situated in bands that are associated with higher values. This group would be comprised of four countries of the Southern cone which, in turn, take part in MERCOSUR: Argentina, Brazil, Paraguay and Uruguay.
- c) Finally, Graph IV.4 also illustrates the group of countries that, apart from being the least active in 2017 Regional SSC, are also those which less coincide with other partners. This is the case of Cuba, Venezuela, Spain, Portugal and Andorra which, physically grouped, would be situated in the upper left corner. In this case, any possible partnership between them corresponds to 10-13 initiatives at most. However, in terms of these countries’ relations with others in the region, Spain’s most intense partnership with Argentina (24 initiatives) should be highlighted, as well as its associations with Mexico (22) and with Cuba, Paraguay, Uruguay, Costa Rica and Chile (21, in each case). All these results coincide with the fact that the three countries of the Iberian Peninsula find it difficult to participate in Regional SSC outside the Ibero-American space, although Spain has developed collaborative agreements with MERCOSUR and SICA.

GRAPH IV.4

INTENSITY OF THE RELATION BETWEEN IBERO-AMERICAN COUNTRIES, BY THE NUMBER OF REGIONAL SSC INITIATIVES IN WHICH EACH PAIR OF PARTNERS COINCIDES. 2017

In units



Legend: Intensity bands, according to the number of Regional SSC initiatives in which each pair of partners coincided in 2017



Source: SEGIB based on Cooperation Agencies and General Directions for Cooperation

Finally, it is worth highlighting that non Ibero-American countries could have also participated in some of the 102 Regional SSC initiatives that were under execution in 2017. In order to illustrate, this would be the case of Canada, the United States, Finland, France, Japan and Switzerland, as well as Caribbean countries such as Belize. Their presence responds to different reasons, many times related to financial support, specific capacity transfer or even to shared memberships in other multilateral

organizations. For example, associations between Latin-American countries and the United States and Canada are usually developed in the framework of initiatives in which OAS also participates; while the presence of Belize would tend to be related to initiatives developed in the framework of the Meso-American Program which, from Mexico to Colombia, is comprised of the Central-American countries and the Dominican Republic.

IV.3

MULTILATERAL ORGANIZATIONS PARTICIPATION IN REGIONAL SSC IN 2017

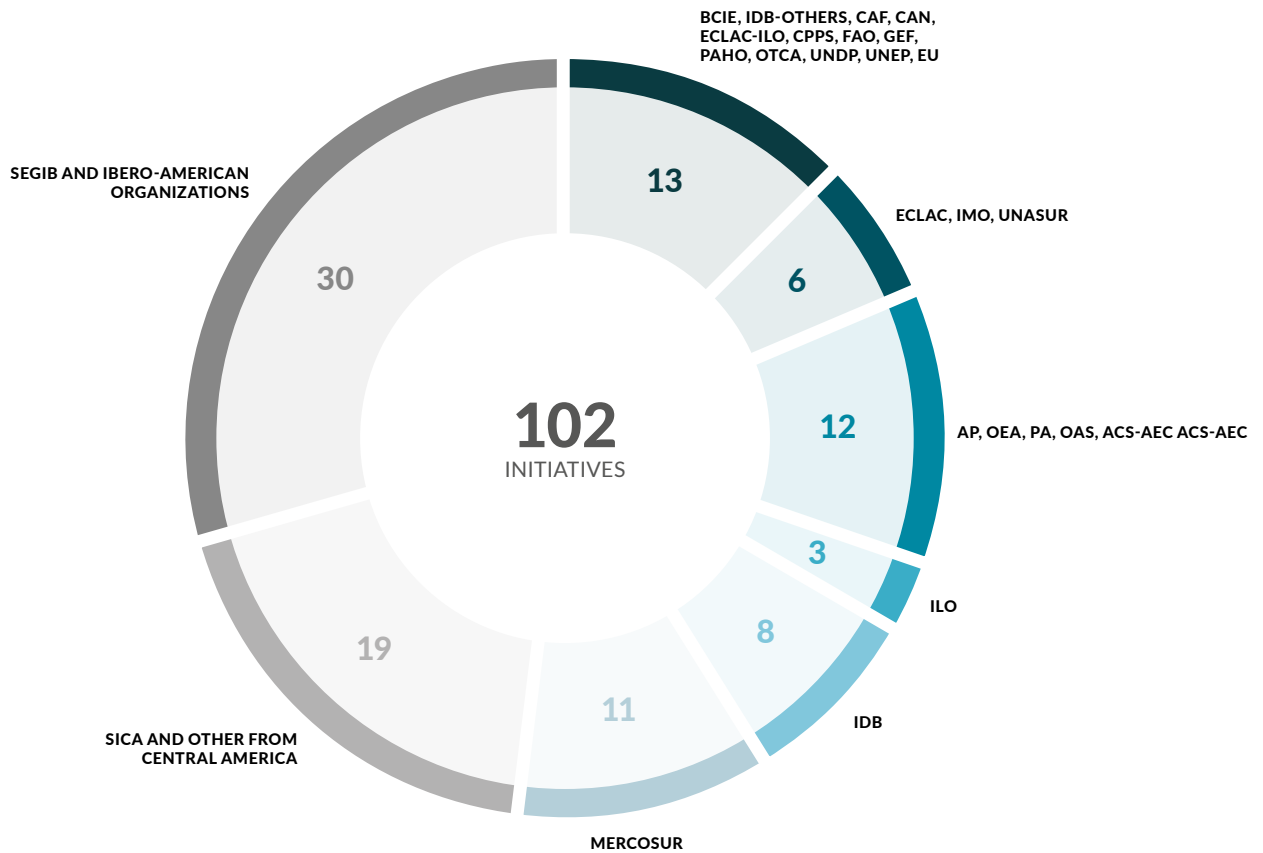
One of the features that defines Regional SSC in the Ibero-American space is the fact that this modality counts with an institutional mechanism which, officially recognized by all parties, regulates the relations between all the different stakeholders (PIFCSS and SEGIB; 2013). In this sense, and sometimes, this institutional framework

is especially designed to regulate the terms under which this cooperation will be executed. However, this is exceptional. In most common cases, as the analysis of previous years suggests, these regulatory frameworks are determined by the participation of another stakeholder which is key in this modality: multilateral organizations.

GRAPH IV.5

MULTILATERAL ORGANIZATIONS PARTICIPATION IN REGIONAL SSC INITIATIVES. 2017

In units



Source: SEGIB based on Cooperation Agencies and General Directions for Cooperation

The importance of these stakeholders in Regional SSC execution is illustrated in Graph IV.5, which distributes the 102 initiatives that were under execution in 2017 in terms of the organizations that, for each and every case, took part in this cooperation.

Analysis of Graph IV.5 suggests the following:

- a) Basically 3 out of 10 of the Regional SSC initiatives in which Ibero-American countries participated throughout 2017 included the participation of some Ibero-American multilateral stakeholder. In fact, in 80% of these cases, this stakeholder was the Ibero-American General Secretariat (SEGIB) itself. In 20% of the remaining initiatives, other Ibero-American organizations, sometimes together with SEGIB, facilitated this regulatory framework. Such is the case of COMJIB, OEI, OIJ and OISS, respectively dedicated to cooperation in terms of justice, education, youth and social security. Anyhow, these 24 Regional SSC programs and 6 projects were all approved in the framework of the consecutive Ibero-American Summits of Heads of State and Government.
- b) Almost another fifth part of the initiatives (19) is explained by the active participation of Central-American organizations and, specifically, of the Central-American Integration System (SICA by its Spanish acronym), which participated in 85% of these exchanges, and of one of its specialized institutions, the Regional Center for the Promotion of Micro, Small and Medium-Sized Enterprises (CENPROMYPE by its Spanish acronym), organization that explains the other 15% of those same Regional SSC programs and projects.
- c) Meanwhile, MERCOSUR was the third multilateral organization that participated in a larger number of Regional SSC initiatives in 2017: 11, all implemented through projects. In terms of relative importance, the Inter-American Development Bank (IDB) and the International Labor Organization (ILO) followed, which respectively participated in 8 and 3 initiatives. IDB's case is especially interesting due to the way in which, through South-South Cooperation, promotes initiatives that enable the region's progress in the achievement of global public goods and, ultimately, towards development. One of these experiences refers to the initiative *Retina Latina*, detailed in Box IV.1.
- d) Finally, and as portrayed in Graph IV.5, the remaining third of Regional SSC initiatives in which Ibero-American countries participated in 2017 counted with the participation of up to 20 different organizations. The role played by the Pacific Alliance (PA) and the Organization of American States (OAS), should be highlighted, both participating in 4 initiatives; as well as by the Economic Commission for Latin America and the Caribbean (ECLAC), the International Maritime Organization (IMO) and the Union of South-American Nations (UNASUR by its Spanish acronym), which respectively participated in 2 initiatives. In addition, other organizations' participation was more specific, even through associations with homologous institutions. In this case, the participation of the Andean Community of Nations (CAN by its Spanish acronym), and of development banks such as the Central-American Bank for Economic Integration (BCIE by its Spanish acronym) is worthy of mention, as well as the contribution of some United Nations Agencies (FAO, OPS, PNUD y PNUMA), to name a few.

BOX IV.1

THE IDB AND SSC TO PROVIDE REGIONAL PUBLIC GOODS:
THE *RETINA LATINA* EXPERIENCE

For many years, the Inter-American Development Bank (IDB) has been carrying out the Regional Public Goods Initiative based on the premise that Latin-American and Caribbean countries share development challenges and opportunities and that, in many occasions, these can be addressed more effectively and efficiently through collective action and regional cooperation.¹ Particularly, through this Initiative, the IDB aims to actively support South-South Cooperation for development.

In this framework, the IDB understands regional public goods as “goods, services or resources that are produced and consumed collectively” (by the public sector or the private, non-profit sector) and which benefits are shared. This is, goods or services that can be used without prejudice to existing users (nonrivalry) and that they are available to all potential users at no cost (non-excludability of benefits).² Consequently, an open Call for Proposals is implemented each year. These proposals should be presented by a minimum of three countries, to be financed by IDB through non-reimbursable resources.

One of the 9 projects selected in 2012 was the “Regional Platform to Coordinate and Promote the Export of Audio-visual Services”, which aimed at “*the creation of a regional market for audio-visual products in Latin America and promote the countries’ cultural integration*”.³ The project, which is currently under execution, is carried out by cinematography institutions of Bolivia, Colombia, Ecuador, Mexico, Peru and Uruguay. The coordination, technical secretariat and execution are led by Colombia through the Department of Cinematography of the Ministry of Culture and Proimágenes Colombia, respectively.

As its protagonists state, “*the proposal originates from the need to generate specific regional actions to respond to three conditions: the inexistence of a consolidated regional market, the concentration of successful national productions that are not exhibited in neighbor markets, and insufficient regional coordination mechanisms for cinema distribution*”.⁴

This way, in March 2016, the *Retina Latina* project was launched. This is the first free digital platform of cinema on-demand and of film information for Latin-American audience.⁵ In addition, towards the end of

2017, the platform was selected as one of the seven beneficiaries of the International Fund for Cultural Diversity (IFCD) of the 2005 UNESCO Convention on the Protection and Promotion of the Diversity of Cultural Expressions, with the project “Appropriation, strengthening and promotion of Latin-American cinema through the regional digital platform *Retina Latina*”.⁶ In this framework, training workshops have been developed such as the Distribution laboratory for Latin-America and the Caribbean⁷ to strengthen new filmmakers’ capacities.

The platform also bids for the development of short films and the documentary genre, for which it has the collaboration of the Ibero-American Conference of Cinematographic Authorities (CACI by its Spanish acronym) through its *DOCTV Latinoamérica* program, comprised of 17 Latin-American countries.⁸ It has also associated with festivals, film schools, film events and agents of the Latin-American and international sector to promote and disseminate the region’s cinema. Until mid-2019 *Retina Latina* had had more than a million and a half visits and had published more than 300 cinematographic productions from different countries.⁹

¹ ² <https://www.iadb.org/bpr>

³ <https://www.iadb.org/es/project/RG-T2218>

⁴ <https://www.retinalatina.org/acerca-de-retina-latina/>

⁵ <https://www.iadb.org/es/noticias/comunicados-de-prensa/2016-03-04/retina-latina-bid%2C11413.html>

⁶ <https://www.retinalatina.org/la-plataforma-de-cine-latinoamericano-retina-latina-gano-el-fondo-internacional-para-la-diversidad-cultural-fidc-de-la-unesco/>

⁷ <https://www.retinalatina.org/conecta-que-es/>

⁸ <https://www.retinalatina.org/acerca-de-retina-latina/>

⁹ <https://www.mincultura.gov.co/prensa/noticias/Paginas/Retina-Latina-realiza-laboratorio-de-distribuci%C3%B3n-cinematogr%C3%A1fica-en-el-BAM.aspx>

Source: SEGIB based on Cooperation Agencies and General Directions for Cooperation and IDB, *Retina Latina* and the Ministry of Culture of Colombia websites

IV.4

SECTORAL ANALYSIS OF REGIONAL SOUTH-SOUTH COOPERATION IN 2017

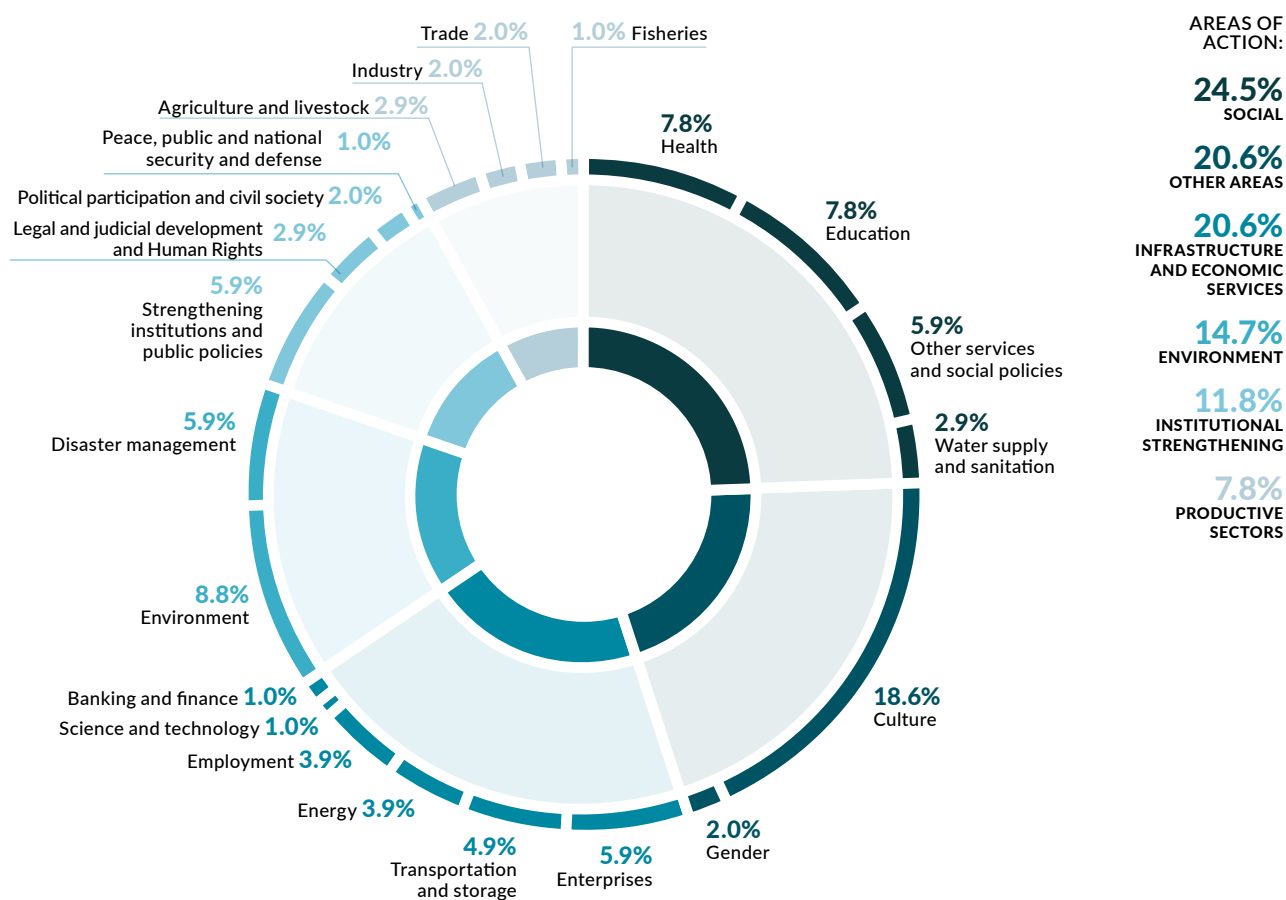
The fact that Regional South-South Cooperation is a modality in which so many stakeholders of such a different nature participate, sheds light on its higher complexity. These stakeholders tend to recur to this modality and to join efforts to enhance this cooperation, precisely in the search for collaborative synergies and solutions to face development problems, which are usually common to all parties, with greater strength.

In this sense, the type of problems that Regional SSC addresses, as well as the sectoral profile it underlies, is strongly related to the nature of the multilateral organizations that join the countries in the search for solutions. The majority of these institutions are precisely specialized in addressing the problems that initiatives try to solve. Exceptionally, though, some of them are of a more political nature.

GRAPH IV.6

DISTRIBUTION OF REGIONAL SSC INITIATIVES, BY ACTIVITY SECTOR AND AREA OF ACTION. 2017

In percentage



Source: SEGIB based on Cooperation Agencies and General Directions for Cooperation

In line with this, Graph IV.6 distributes the 102 Regional SSC initiatives in which the region participated during 2017 in terms of areas of action and activity sectors. The combination of the information portrayed in the graph, together with available data regarding initiatives' more specific contents and the different stakeholders which take part in them, tend to confirm the aforementioned. Specifically:

- a) On the one hand, as Graph IV.6 illustrates, Regional SSC in 2017 showed a significantly disperse profile in terms of the different areas of action. Thus, 25% of the 52 Regional SSC programs and the 50 projects that were under execution in 2017 were destined to problems of a Social nature. This proportion is slightly higher than the proportion of initiatives that were, in identical proportions, dedicated to the generation of Infrastructure and economic services and to Other areas of action, which is more heterogeneous (20.6% in each case). The remaining set of initiatives was destined to Environment (14.7%), Institutional strengthening (11.8%) and, once again from the Economic perspective, to support several Productive sectors (7.8%).
- b) On the other hand, in the Social area, initiatives were also disperse in terms of sectors. Thus, the 25 Regional SSC initiatives which in 2017 addressed this type of problems were also associated with up to four different activity sectors. In fact, more than 15% of the total of programs and projects in which Ibero-America participated in 2017 tackled problems related to *Education and Health*; 5.9% addressed *Other services and social policies*; while the remaining 2.9% was dedicated to *Water supply and sanitation*.

In order to illustrate, initiatives that promoted alphabetization and continuous learning should be highlighted; as well as those that fostered progress in education systems which, in line with the 2030 Agenda, ensure effective social inclusion. It is also worth noting all matters related to student and teacher training, where the promotion of exchange networks and academic mobility programs deserves a special mention. In addition, some regional programs and projects were dedicated to strengthen health systems, including all efforts to improve information management in this sector through, for example, the boost of a network for the development of electronic health records. Still within the *Health* sector, regional efforts were destined to control and face an important group of diseases, such as those associated with dengue, chikungunya, malaria and zika. Moreover, some of

2017 initiatives focused on social care for some population groups such as young people and older adults. Anyhow, some Ibero-American specialized organizations (OEI and OISS), as well as the Pan-American Health Organization (PAHO), and also SICA, participated in this cooperation due to the fact that some of the aforementioned initiatives were focused on the Central-American and Meso-American sub-regions.

- c) Meanwhile, the 21 Regional SSC programs and projects which in 2017 contributed to strengthen Infrastructure and economic services, were dispersed in up to 6 different activity sectors. Their relative importance fluctuated between the maximum of those initiatives destined to promote *Enterprises* (corresponding to 5.95); those dedicated to *Transportation and storage* (4.9%); *Employment and Energy* (3.9% respectively); and those specific initiatives in the *Banking and finance* and *Science and technology* sectors.

This distribution is highly influenced by the role of SICA and its specialized institution, the Regional Center for the Promotion of Micro, Small and Medium-Sized Enterprises (CENPROMYPE by its Spanish acronym). Once again, the focus is centered on the Central-American and Meso-American sub-regions, through initiatives promoted to support its countries' business networks. Part of these initiatives strengthen public policies destined to national entrepreneurial ecosystems and the provision of services, especially for smaller companies. The region's efforts to advance in socially protected and decent work, should be highlighted, including the development of labor market indicators which facilitate decision making and improve employment policies' design. In this case, the geographical focus is wider, with the relevant participation of MERCOSUR, ECLAC and ILO.

- d) In contrast, the significant relative importance of Other areas is explained by one of its sectors' outstanding results: *Culture*. In 2017, the majority of Regional SSC initiatives was associated with this sector: 19, corresponding to 18.6% of the total. In fact, only other 2 initiatives, classified in this area of action, are not related to this sector but address *Gender* issues. Fifteen out of these 19 initiatives are Ibero-American programs that tackle one of the three areas which, together with Social Cohesion and Knowledge, guide SEGIB's work. Within these, very diverse initiatives can be identified which contribute, among others, to the promotion of public libraries, crafts, music and audiovisual arts, as well as to the development of archives. The other 4 are Regional SSC projects in which

other multilateral organizations participate: the aforementioned *Retina Latina*, promoted by IDB; the initiative to strengthen cultural itineraries in Jesuit missions in which MERCOSUR participates; the promotion of regional art fairs together with UNASUR; and the design of cultural satellite accounts in Andean countries, which has been supported by OAS for many years.

- e) With reference to the Environment area, its relevance is determined by the important relative shares of sectors such as *Environment* (the second most important in 2017 with 8.8% of all Regional SSC initiatives) and *Disaster management* (a remarkable 5.9%). As is outlined throughout this Report, added efforts in the search for collaborative solutions for the region's environmental challenges, as well as to mitigate and manage their worst effects, are a constant, regardless of the analyzed cooperation modality.

In this sense, Regional SSC initiatives destined to strengthen Meso-American countries' capacities to reduce vulnerabilities resulted from droughts' effects and to favor forest restoration, consolidate; as well as initiatives dedicated to extend Biological Corridors and to promote strategic programs and actions for the sustainable management of large marine ecosystems. Research services and networks that improve regional capacities to cope with climate change are also promoted, as well as cooperation for capacity development in terms of risk management and hydrometeorology, science dedicated to study water and energy transfer between the surface and the atmosphere, which is extremely useful in order to face events such as hurricanes, floods and sudden temperature changes.

It is important to mention some of the organizations which, in this case, joined the region's efforts in *Environment* and *Disaster management*: the International Maritime Organization (IMO); the Fund that, in association with the United Nations, development banks and countries, is dedicated to finance environmental projects (GEF); as well as organizations related to the most affected regions, such as SICA, the Association of Caribbean States (ACS) and the Pacific Alliance (PA).

- f) Finally, more than 10% of Regional SSC initiatives in 2017 were destined to Institutional Strengthening. In this case, the sector which accounts for a larger number of programs and projects (6 out of 12) is *Strengthening institutions and public policies*. The majority of the initiatives correspond to Ibero-American programs related to urban strategic development and to the training of authorities and officials responsible for local management. In addition, one of the most outstanding initiatives in this space is the Ibero-American Program for the Strengthening of South-South Cooperation (PIFCSS), launched in 2008, coinciding with the 18th Ibero-American Summit held in San Salvador (El Salvador), in order to support national institutions responsible for International Cooperation in its 21 member countries. Box IV.2 was elaborated to highlight one of the instruments through which it implements its action: the so-called Structured Mechanism for the Exchange of Experiences (MECSS by its Spanish acronym), an innovative instrument that contributes, through the exercise of SSC, to strengthen and improve countries' capacities to manage their national cooperation policies.

BOX IV.2

PIFCSS AND THE DEVELOPMENT OF INNOVATIVE INSTRUMENTS FOR SSC INSTITUTIONAL STRENGTHENING: THE CASE OF THE STRUCTURED MECHANISM FOR THE EXCHANGE OF EXPERIENCES

In 2008, in the framework of the 18th Ibero-American Summit of Heads of State and Government, celebrated in San Salvador (El Salvador), the countries of the region approved the Ibero-American Program for the Strengthening of South-South Cooperation (PIFCSS). As was outlined in its constituting document, this initiative originated with the clear purpose to “strengthen and dynamize South-South Cooperation” (...) “contributing to the quality and impact of its actions, as well as to the promotion of the exchange of experiences that can be adapted to contexts and priorities in line with each of the countries’ public policies”. This same document also detailed other more specific objectives, dedicated to, on the one hand “develop and strengthen institutional capacities of the organizations that manage international cooperation in the Ibero-American countries” and, on the other hand, “identify and publish (innovative) South-South Cooperation experiences”.¹

In line with the aforementioned, in its more than ten years of existence, PIFCSS has developed

different kinds of instruments to implement its action; however, training activities and the exchange of experiences in terms of South-South and Triangular Cooperation have been a constant. The Structured Mechanism for the Exchange of Experiences (MECSS by its Spanish acronym) was promoted as a result of this context and it is one of the instruments that has been best received and is greatly valued by the Program’s 21 members.

Through MECSS, PIFCSS promotes the strengthening of South-South and Triangular Cooperation management. For this purpose, it finances initiatives for the exchange of knowledge/ experiences between member countries, according to their institutional capacities and strengths and in terms of their cooperation policies. In this sense, although in the framework of a Regional SSC program, MECSS enables the execution of exchanges under Bilateral SS and Triangular Cooperation mechanisms. Thus, countries/ institutions participate in

MECSS under the roles that are associated with the execution of these modalities, through projects or specific actions, which many times materialize in internships, workshops, technical and/or diagnoses meetings and on-site visits, among others.²

The table plotted for this purpose outlines the 14 initiatives that were financed and executed in the framework of MECSS throughout 2017. As the table illustrates, around 15 of the Program’s 21 member countries participated in some of the initiatives that were executed in 2017. In all cases, projects and actions were executed under the bilateral modality with two or more countries. They addressed very diverse topics, some of which deserve a special mention: the specific strengthening of national institutions responsible for International Cooperation; the development of different methodologies for its better management; the evaluation and even quantification of SSC; the design of technical capacities documents; to name a few.

¹ <http://cooperacionsursur.org/es/conozcanos/acerca-del-pifcss.html>

² <http://cooperacionsursur.org/es/recursos/mecss.html>

INITIATIVES IMPLEMENTED IN THE FRAMEWORK OF MECSS DURING 2017

| Name | Participating countries |
|--|-------------------------|
| 1 South-South Cooperation quantification and valorization | Colombia and Bolivia |
| 2 Exchange of experiences between Andorra’s and Uruguay’s national institutions responsible for International Cooperation to explore possible collaborative lines of action under the bilateral and triangular cooperation modalities in order to strengthen both countries’ relations | Uruguay and Andorra |

CONTINUES ON P. 149

FROM P. 148

| | Name | Participating countries |
|----|---|---------------------------------------|
| 3 | Exchange of experiences for South-South and Triangular Cooperation capacity strengthening between the Government of Costa Rica and the Government of Peru | Peru and Costa Rica |
| 4 | Exchange of experiences to design a cooperation strategy | Chile and Paraguay |
| 5 | Exchange of experiences between the Peruvian Agency for International Cooperation and the Under-secretary for International Cooperation of the Ministry of Foreign Affairs and Human Mobility of Ecuador, on South-South and Triangular Cooperation management and evaluation | Ecuador and Peru |
| 6 | Exchange of experiences between El Salvador and the Dominican Republic on Regional South-South Cooperation management | El Salvador and Dominican Republic |
| 7 | Institutional strengthening between Agencies: Chile and Ecuador | Chile and Ecuador |
| 8 | Transference of the Portuguese experience on education for development | Chile and Portugal |
| 9 | International Seminar to exchange South-South Cooperation experiences: "Mexico's experience in creating a National Law on International Cooperation and an International Cooperation System" | Mexico, Argentina, Colombia, Paraguay |
| 10 | Instruments to strengthen Panama's institutions' South-South and Triangular Cooperation | Chile and Panama |
| 11 | Exchange of experiences on South-South Cooperation planning, negotiation and management between Paraguay and Colombia | Colombia and Paraguay |
| 12 | Exchange of experiences on good practices' systematization and to design a catalogue of technical capacities | Colombia and Dominican Republic |
| 13 | Exchange of experiences on the "Delivering as One (DaO)" initiative and to strengthen Inter-Agency relations | Peru and Uruguay |
| 14 | Exchange of experiences for capacity strengthening on project cycle management and the identification of South-South and Triangular Cooperation good practices | Chile and Dominican Republic |

Source: SEGIB based on information from PIFCSS

Source: SEGIB based on Cooperation Agencies and General Directions for Cooperation and the Ibero-American Program for the Strengthening of South-South Cooperation (PIFCCS) official website

IV.5

REGIONAL SOUTH-SOUTH COOPERATION AND SUSTAINABLE DEVELOPMENT GOALS

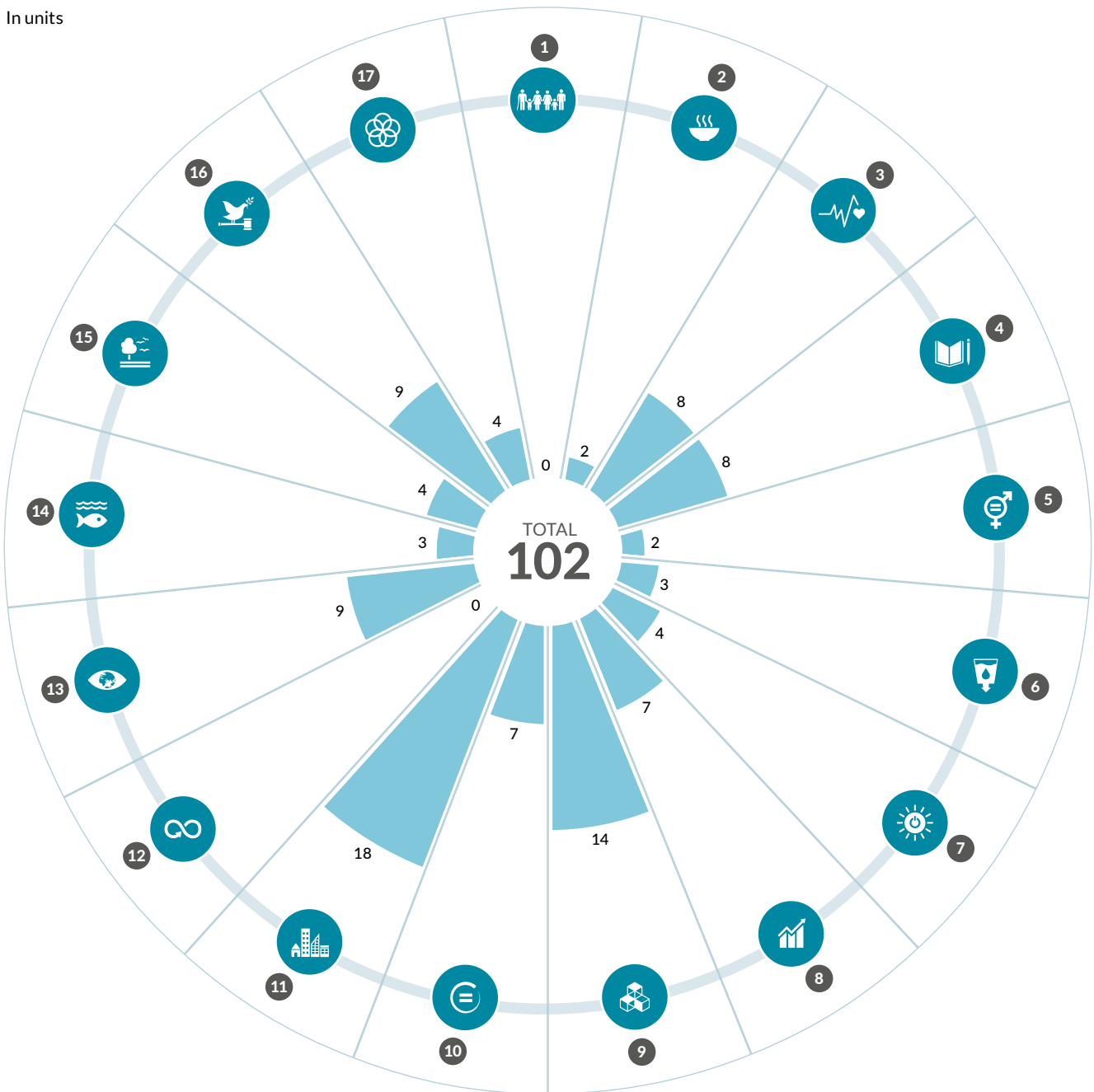
As in previous chapters, the methodology that Ibero-American countries have been developing throughout these years to identify the possible alignment of South-South Cooperation with the Sustainable Development Goals, enables an approach to the way in which Regional SSC can potentially contribute to the 2030 Agenda.

In line with this, Graph IV.7 distributes the 102 Regional SSC initiatives in which the Ibero-American countries participated in 2017, in terms of their potential alignment with the SDGs. Once again, through a radial column chart, SDGs are arranged clockwise and each SDG is associated with a total number of programs and projects with which they could potentially be aligned.

GRAPH IV.7

DISTRIBUTION OF REGIONAL SSC INITIATIVES, BY THEIR POTENTIAL ALIGNMENT WITH THE SDGS. 2017

In units



Source: SEGIB based on Cooperation Agencies and General Directions for Cooperation

Through its interpretation, it can be argued that:

- a) More than 30% of the Regional SSC initiatives in which Ibero-American countries participated in 2017 was destined to advance in the achievement of targets associated with two SDGs: SDG 11 Sustainable cities and communities (18 programs and projects that explain 17.6% of the total) and SDG 9 Industry, innovation and infrastructure (14

initiatives that account for another 13.7%). Two out of 3 of that year's initiatives are explained when the relative shares of initiatives that could be potentially aligned with other 4 SDGs are added (SDG 13 Climate action, SDG 16 Peace, justice and strong institutions, SDG 3 Good health and well-being and SDG 4 Quality education).

According to the same graph, the remaining third of Regional SSC could be potentially aligned with up to 9 different SDGs. Their respective relative importance would fluctuate between a maximum of 6.9%, corresponding to SDG 8 Decent work and economic growth and SDG 10 Reduced inequalities, and a minimum of 2 initiatives that could be tackling SDG 2 Zero Hunger and SDG 5 Gender equality. Only 2 Goals would not be associated with 2017 Regional SSC: SDG 1 No poverty and SDG 12 Responsible consumption and production.

- b) The remarkable relative importance of SDG 11 on Sustainable cities and communities (18 initiatives) is closely linked with the importance of the *Culture* sector. In this sense, one of the targets associated with SDG 11 makes explicit reference to the need to “*protect and safeguard the world’s cultural and natural heritage*”². The only exception is an initiative which, through the promotion of urban development, is classified in the *Strengthening institutions and public policies* sector, and could potentially contribute to a more inclusive and sustainable urbanization.
- c) On the other hand, the potential alignment with SDG 9 Industry, innovation and infrastructure, could be associated with those initiatives (up to 14) preferably related to sectors such as *Transportation and storage, Industry and Enterprises* and, more specifically, to *Trade and Science and technology*. In this sense, Regional SSC programs and projects which in 2017 were dedicated to improve both land and sea transportation and communication infrastructure, should be highlighted; as well as cooperation that, through entrepreneurship and the provision of frameworks for businesses and industrial networks, was dedicated to advance towards the development of innovation and its use in the economy.
- d) Meanwhile, basically 10 initiatives seem to have been aligned with SDG 13 Climate action and SDG 16 Peace, justice and strong institutions. Nine Regional SSC projects, related to *Environment and Disaster management*, could be associated with SDG 13. In this sense, initiatives that contribute to strengthen capacities for the mitigation and adaptation to climate change should be highlighted, as well as those which focused on increasing resilience and on reducing its worst effects. On the other hand, in terms of SDG 16, initiatives were much related to the Institutional strengthening area. Among these, those which focused on public institutions’ effectiveness, transparency and accountability would stand out, as well as those that pursued the universalization of rights, access to justice, non-discrimination or improved security.
- e) Ibero-American countries dedicated 8 Regional SSC initiatives to SDG 3 Good health and well-being. In line with what was already highlighted in the sectoral analysis, this cooperation added efforts to put an end to those epidemics and communicable diseases that have a special impact on the region. In this sense, Box IV.3 details the experience of the fight against zika, especially virulent between 2016 and 2018. Other 8 initiatives would be potentially aligned with SDG 4 Quality education. Those dedicated to advance towards inclusive systems that guarantee access to education, at all levels, are worthy of mention, as well as those that promote its quality through continuous learning and exchange.
- f) Regional SSC that could potentially be aligned with SDG 8 Decent work and economic growth and SDG 10 Reduced inequalities, is associated with still more than 5 initiatives. Specifically, SDG 8 would be addressed by initiatives classified in sectors such as *Employment, Enterprises* and even in *Agriculture and livestock*, as long as they promoted entrepreneurship, decent work and the protection of labor rights. On the other hand, initiatives that could be aligned with SDG 10, so necessary to “leave no one behind”, would be explained by cooperation that, classified in the *Other services and social policies* sector, would be particularly favoring children, young people and older adults’ social inclusion and integration.
- g) Finally, and in line with the aforementioned, the potential alignment of the remaining Regional SSC initiatives in which Ibero-American countries participated is of a more specific nature. Nonetheless, it is important to mention the region’s efforts related to SDG 17 Partnerships for the goals, through the strengthening of its statistical and measurement capacities, as well the strengthening of international, South-South and Triangular cooperation itself. Some initiatives also tackled SDG 5 Gender equality, through programs that generate information and indicators in this area and, therefore, contribute to design, monitor and evaluate policies that eliminate all discrimination against women.

² <https://www.un.org/sustainabledevelopment/es/cities/>

BOX IV.3

SOUTH-SOUTH COOPERATION AND SDG 3: REGIONAL EFFORTS TO FIGHT AGAINST ZIKA

Target 3.3 of the 2030 Agenda for Sustainable Development proposes “By 2030, end the epidemics of AIDS, tuberculosis, malaria and neglected tropical diseases and combat hepatitis, water-borne diseases and other communicable diseases”. In line with this, this box details a Regional SSC initiative that collectively addresses the disease caused by the Zika virus.

Although the Zika virus infection in the region had its peak in the first half of 2016 and substantially decreased during 2017 and 2018,¹ it still represents a public health problem that most intensely affects poorest and most vulnerable groups. In this sense, the pledge to “leave no one behind” of the 2030 Agenda (UNDP and IFRC, 2017) is being challenged. As is portrayed in the map that was designed for this purpose, in 2018, there was evidence of autochthonous transmission of the Zika virus in all the countries of the region, with the only exception of Chile and Uruguay.²

In this context, in 2016, the Regional SSC project “Support for the Regional Strategy to combat Zika” was designed, in the framework of the Action Plan for the Prevention and Control of the Zika Virus in Central-America

and the Dominican Republic, according to the mandate of the Central-American Integration System’s (SICA by its Spanish acronym) Heads of State and Government and of the Council of Central-American and the Dominican Republic Ministers of Health.³ This project was based on the World Health Organization (WHO) guidelines and resolutions and on International Health Regulations (IHR).

It was executed between 2016 and 2018, and its aim was to “develop an instrument for the operationalization of regional and national actions to address a common emerging health problem in the countries of the region, transmitted by an endemic vector in Central-America and the Dominican Republic, such as *Aedes aegypti*.” It was carried out by the Executive Secretariat of the Council of Ministers of Central-America and the Dominican Republic (SECOMISCA by its Spanish acronym), which involves seven Latin-American countries –and Belize–, with the additional support of the Government of Turkey.

According to SICA’s public information⁴, the results of this project were:

- The development of a study of insecticide resistance in three countries of the region: Guatemala, Nicaragua and Costa Rica.
- Strengthening capacities of the region’s ministries of health on vector chemical control and quality when performing laboratory tests to confirm diagnoses of arboviral diseases, through the purchase of specialized equipment.
- The beginning of a training process in the countries of the SICA region, through courses on entomology, molecular pathology and studies on insecticide resistance, among others.
- The beginning of the process to develop an Entomology Working Group of Central-American countries and the Dominican Republic.
- Donation of specialized equipment and machinery to the ministries of health of Central- American countries and the Dominican Republic.

¹² <https://www.who.int/emergencies/diseases/zika/zika-epidemiology-update-july-2019.pdf>

³ <https://www.google.com/url?sa=t&rct=j&q=&esrc=s&source=web&cd=1&ved=2ahUKewiekOvV5dDnAhWn3OAKHa-GA2QQFjAAegQIARAB&url=http%3A%2F%2Fwww.sica.int%2Fdownload%2F%3F106879&usg=AOvVaw1AXDSpzeEvX3qD592uaR6K>

⁴ https://www.sica.int/proyectos/apoyo-a-la-estrategia-regional-para-el-combate-del-zika-en-el-marco-de-la-implementacion-del-plan-de-accion-regional-para-la-prevencion-y-control-del-virus-del-zika-en-centroamerica-y-republica-dominicana_32.html

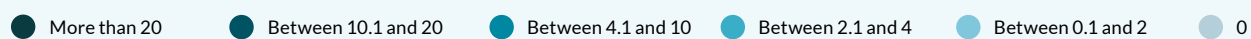
Source: SEGIB based on Cooperation Agencies and General Directions for Cooperation, UNDP and IFRC (2017) and SICA and PAHO websites

FROM P. 152

INCIDENCE RATE OF ACCUMULATED ZIKA CASES PER 100,000 INHABITANTS IN THE LATIN-AMERICAN COUNTRIES OF IBERO-AMERICA. SUSPECTED AND CONFIRMED AUTOCHTHONOUS CASES. 2018



Legend: bands of intensity, according to incidence rate of accumulated Zika cases



Source: SEGIB based on PAHO <http://www.paho.org/data/index.php/es/temas/indicadores-zika/528-zika-weekly-es.html>





V

CHAPTER

REPORT ON SOUTH-SOUTH
COOPERATION IN IBERO-AMERICA 2019

southsouth



Chapter V

Ibero-America and South-South Cooperation with other regions

This chapter analyzes South-South Cooperation in which Ibero-America participated together with other regions' developing countries in 2017. The first section takes a global glance at cooperation executed together with these sub-regions: non-Ibero-American Caribbean, Africa, Asia, Oceania and the Middle East; and then focuses on their specific information. In each of these regions, the analysis distinguishes cooperation modalities through which SSC was executed, its main stakeholders and strengthened sectoral capacities.

V.1

A FIRST APPROACH

During 2017, Ibero-American countries aggregately participated in a total of 1,310 South-South Cooperation actions, projects and programs. Basically the fourth part of these initiatives, 319, corresponds to those which Ibero-American countries exchanged with other regions' developing countries. This figure is very similar to that of 2016 (314), which suggests a slight increase of barely 1.6%.

Eighty percent of these initiatives were implemented through projects, while only 11% were executed through actions. The remaining 9% is explained by cooperation programs. In addition, and as an interesting feature, basically 3 out of 19 of these initiatives (28.5%) started their execution during 2017 itself, while a similar percentage started before 2005. This coincidence suggests that Ibero-American cooperation with other regions' developing countries does not respond to specific efforts, but is systematic and long-term.

MATRIX V.1

IBERO-AMERICAN BILATERAL, TRIANGULAR AND REGIONAL SSC INITIATIVES WITH OTHER REGIONS. 2017

In units

| REGION | MODALITY | | | |
|------------------------------|---------------|------------------------|--------------|------------|
| | BILATERAL SSC | TRIANGULAR COOPERATION | REGIONAL SSC | TOTAL |
| Africa | 83 | 8 | 2 | 93 |
| Asia | 60 | 0 | 0 | 60 |
| Non-Ibero-American Caribbean | 89 | 15 | 33 | 137 |
| Oceania | 8 | 0 | 0 | 8 |
| Middle East | 19 | 0 | 0 | 19 |
| More than one region | 2 | 0 | 0 | 2 |
| TOTAL | 261 | 23 | 35 | 319 |

Source: SEGIB based on Cooperation Agencies and General Directions for Cooperation

Matrix V.1 distributes the 319 initiatives according to the developing country with which this cooperation was executed. In fact, in more than 40% of the initiatives (137), the main partner belonged to the non-Ibero-American Caribbean, aspect that can be closely linked to geographical proximity. This feature is emphasized, probably for the same reason, when analyzing Regional SSC (33 out of 35 initiatives registered in 2017 were developed with the non-Ibero-American Caribbean). In terms of relative importance, Africa followed, the region with which Ibero-America developed basically 30% of 2017 exchanges. This region's role coincides with its

efforts, not only to foster South-South Cooperation, but also to systematize the results through a report. Evidence of this is the publication, in 2019, of the first Report on South-South Cooperation in Africa, as well as the collaborative work that the Ibero-American space has developed with this region for this purpose (refer to Box V.1). In addition, 90% of the programs, projects and actions executed with other regions in 2017 (a very similar proportion than in 2016) are explained when exchanges with Asia are added to cooperation developed with the non-Ibero-American Caribbean and Africa.

BOX V.1

IBERO-AMERICA SUPPORTS THE ELABORATION OF THE FIRST AFRICAN SOUTH-SOUTH COOPERATION REPORT

Ten years have passed since the first edition of the Report of SSC in Ibero-America. This, together with the technical work developed in the region to design and implement the online data platform on this modality (the Ibero-American Integrated Data System on South-South and Triangular Cooperation, SIDICSS, by its Spanish acronym), have enabled SEGIB to support Africa in the preparation of its first South-South Cooperation Report, due to its accumulated experience.

In fact, throughout 2016, African countries together with the United Nations Development Program's Regional Center in Africa and with the New Partnership for Africa's Development (NEPAD), decided to boost the elaboration of a report to systematize South-South Cooperation exchanged in the region. The final report was presented to the international community only three years later, in March 2019, in the framework of the Second High-level United Nations Conference on South-South Cooperation (BAPA+40), held in Argentina.

From the first moment, Africa looked up to Ibero-America's experience and, for this reason, SEGIB supported the elaboration

of the First African SSC Report through technical assistance and its participation in different activities. The regional workshop "Reporting South-South Cooperation in Africa" held in Addis Ababa (Ethiopia) at the end of 2016, co-organized by SEGIB, UNDP Africa and NEPAD, with the additional contribution of the Islamic Development Bank (IsDB), is worthy of mention, among other activities. The aim of this workshop was to promote political dialogue on SSC between government officials, African civil society organizations and regional institutions. Conceptual, technical and political aspects of the systematization of this cooperation modality were particularly addressed.

This document represents an important milestone for SSC in Africa. Information on the activities that were executed in 2017 was systematized for the elaboration of this report with data provided by 11 African countries: Benin, Botswana, Ivory Coast, Djibouti, Ethiopia, Kenya, Lesotho, Madagascar, Rwanda, Sudan and Uganda. Apart from systematizing this information, the report aimed at promoting regional dialogue on key political and institutional aspects to foster SSC in Africa, and

at promoting regional integration to advance in the 2030 Agenda for Sustainable Development and in Africa's Agenda 2063.

The report has three chapters in which different issues are addressed: (1) global, regional and national efforts to institutionalize SSC, analyzed in light of the recommendations of the Buenos Aires Plan of Action of 1978; (2) the analysis of the information gathered on SSC in Africa; (3) suggestions to strengthen SSC in Africa, including contributions resulted from SEGIB's and IsDB's experience, as well as an analysis of Triangular Cooperation's potential.

Protagonists hope to continue and deepen this exercise in the future, involving more countries under the leadership of NEPAD, in order to strengthen South-South and Triangular Cooperation in Africa.

Source: SEGIB based on UNDP and NEPAD (2019)

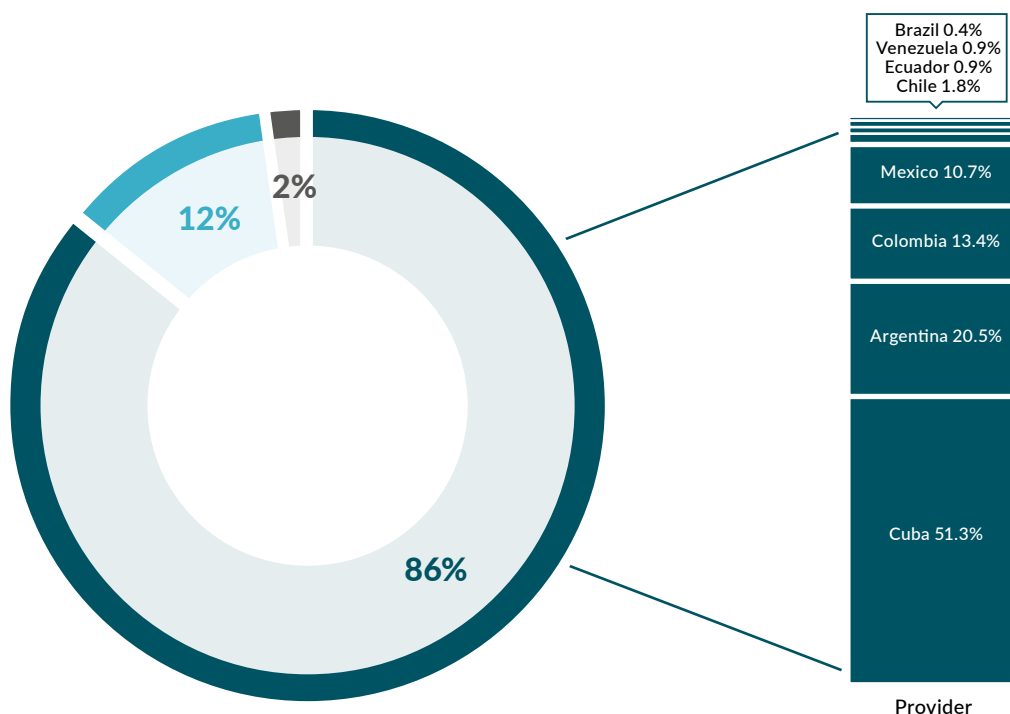
In addition, the majority (82%) of the initiatives that Ibero-America exchanged in 2017 together with other regions' developing countries were executed through Bilateral South-South Cooperation. Furthermore, it can be argued that this was the modality through which the majority of the initiatives with each of the other regions were developed: specifically, in 65% of the exchanges with the non-Ibero-American Caribbean, in basically 90% of those developed with Africa and in 100% of the exchanges

with the remaining regions. In contrast, Triangular Cooperation (23 initiatives corresponding to 7.2% of the total executed with other regions in 2017) was concentrated on the non-Ibero-American Caribbean (65% of 23) and on Africa (the remaining 35%). Finally, as was anticipated, basically 100% of the initiatives executed under Regional SSC were focused on the non-Ibero-American Caribbean, while initiatives with Africa were specific (2).

GRAPH V.1

BILATERAL SSC INITIATIVES BETWEEN IBERO-AMERICA AND OTHER REGIONS, BY IBERO-AMERICAN COUNTRIES' ROLE AND MAIN PROVIDERS. 2017

In percentage



DISTRIBUTION BY ROLE:

■ Provider
 ■ Recipient
 ■ Both

Source: SEGIB based on Cooperation Agencies and General Directions for Cooperation

Graph V.1 complements the above as it disaggregates Bilateral SSC exchanged with other regions in terms of Ibero-American countries' role. As the graph shows, in bilateral exchanges, Ibero-America was predominantly provider (86%). In addition, countries that mainly acted as providers were Cuba, Argentina, Colombia and Mexico, which explained more than 80% of 2017 bilateral exchanges.¹

In fact, one half of Bilateral SSC projects registered with other regions' developing countries were provided by Cuba. This cooperation is long-term (most initiatives started before 2001) and it strengthens capacities in the Social area, mainly in *Health* (76 projects) and *Education* (24), many times through undergraduate degree scholarships or through integral

cooperation programs. In addition, recipients belong to the 5 regions that are defined for this Report.

Finally, a fifth part of the total is explained by Argentina's cooperation with other regions under the provider role. Initiatives are focused on one of its main strengths: the *Agriculture and livestock* sector, in which more than one half of the total projects are classified. Argentina's cooperation supports countries from Africa, Asia and the non-Ibero-American Caribbean.

¹ It is worth noting that, since this is one of the latest chapters of the Report on South-South Cooperation in Ibero-America (included since the 2016 edition), countries that act as providers in most occasions coincide with those that more actively register data on SSC with other regions.

V.2

NON-IBERO-AMERICAN CARIBBEAN

As explained in the previous section (Matrix V.1), throughout 2017, Ibero-America participated in 137 initiatives with non-Ibero-American Caribbean developing countries. This figure explains more than 40% of the actions, projects and programs that were exchanged with other regions. Specifically:

- a) On the one hand, the majority of the 137 initiatives that were executed (89, corresponding to 65% of the total) were developed through Bilateral SSC; almost one fourth (33) corresponded to Regional SSC and the remaining 15 initiatives corresponded to Triangular Cooperation.
- b) On the other hand, 3 out of 4 initiatives (103) were executed through projects, while 21 programs and 13 actions were also registered. Another action with the non-Ibero-American Caribbean must be added, in this case classified in the category “more than one region” since Ibero-America participated in this cooperation simultaneously with Africa, Asia and the Middle East.
- c) The former coincides with the fact that the 89 Bilateral SSC initiatives were predominantly implemented through projects (76) and not through actions (barely 16). In addition, as was mentioned, Ibero-America acted as provider in basically all of these initiatives, with the only exception of one action.

On the other hand, Map V.1 distributes Bilateral SSC projects through which Ibero-America shared its capacities with the non-Ibero-American Caribbean in 2017 in terms of the recipient country. Through its analysis, it can be argued that 13 out of 14 non-Ibero-American Caribbean countries acted, at least in one occasion, as recipients of Bilateral SSC projects. In this case, the only exception was Barbados which, however, participated in the reception of actions in two occasions, always together with other partners.

More specifically, and as in previous Reports, Haiti, the only Latin-American and Caribbean country which is in the United Nations list of Least Developed Countries (UNCTAD, 2019), was the country that received more cooperation: a total of 14 projects, corresponding to basically 20% of all projects destined to this region. According to the same records, Ibero-American partners which more actively collaborated with Haiti in 2017 were Cuba and Mexico, which accounted for more than one half of these projects. As recipients, Jamaica, Belize, Grenada and Saint Vincent and the Grenadines also stand out. These four countries participated in 45% of Bilateral SSC projects developed with the non-Ibero-American Caribbean. Contributions from Guyana and Saint Lucia, together with the other 5 aforementioned countries, aggregately explain 80% percent of the total projects.

MAP V.1

IBERO-AMERICAN BILATERAL SSC PROJECTS (PROVIDER ROLE) WITH THE NON-IBERO-AMERICAN CARIBBEAN, BY RECIPIENT COUNTRY. 2017

In percentage



Total: 76



Haiti
14 Projects



Jamaica
10 Projects



Belize
8 Projects



Granada
8 Projects



Saint Vincent and the Grenadines
8 Projects



Guyana
7 Projects



Saint Lucia
6 Projects



Suriname
4 Projects



Antigua and Barbuda
3 Projects



Dominica
3 Projects



Saint Kitts and Nevis
3 Projects



Bahamas
1 Project



Trinidad and Tobago
1 Project

Legend: Intensity bands, according to the percentage of received cooperation projects in 2017.

- More than 12.5%
- Between 10.1% and 12.5%
- Between 7.6% and 10.0%
- Between 5.1% and 7.5%
- Between 2.6% and 5.0%
- Between 0.1% and 2.5%
- No projects registered

Source: SEGIB based on Cooperation Agencies and General Directions for Cooperation

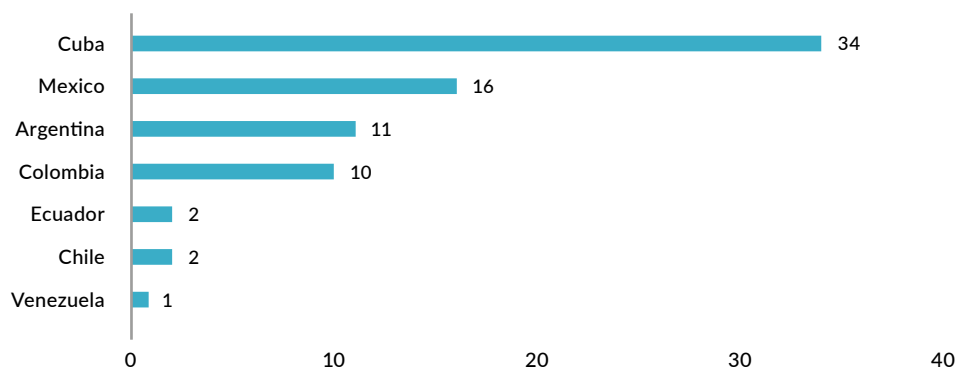
Graph V.2 provides an additional perspective and distributes the 76 Bilateral SSC projects which in 2017 were destined to the non-Ibero-American Caribbean, in terms of the Ibero-American provider country. As can be interpreted, 45% of the projects destined to this region during this year were provided by Cuba. In terms of relative importance, Mexico, Argentina and Colombia followed.

In fact, these four countries were responsible for more than 90% of the projects registered in 2017. The progress made by Colombia which, between 2016 and 2017, basically tripled (from 3 to 10) the number of projects destined to the non-Ibero-American Caribbean, is worthy of note.

GRAPH V.2

IBERO-AMERICAN BILATERAL SSC PROJECTS WITH THE NON-IBERO-AMERICAN CARIBBEAN (RECIPIENT ROLE), BY PROVIDER COUNTRY. 2017

In units



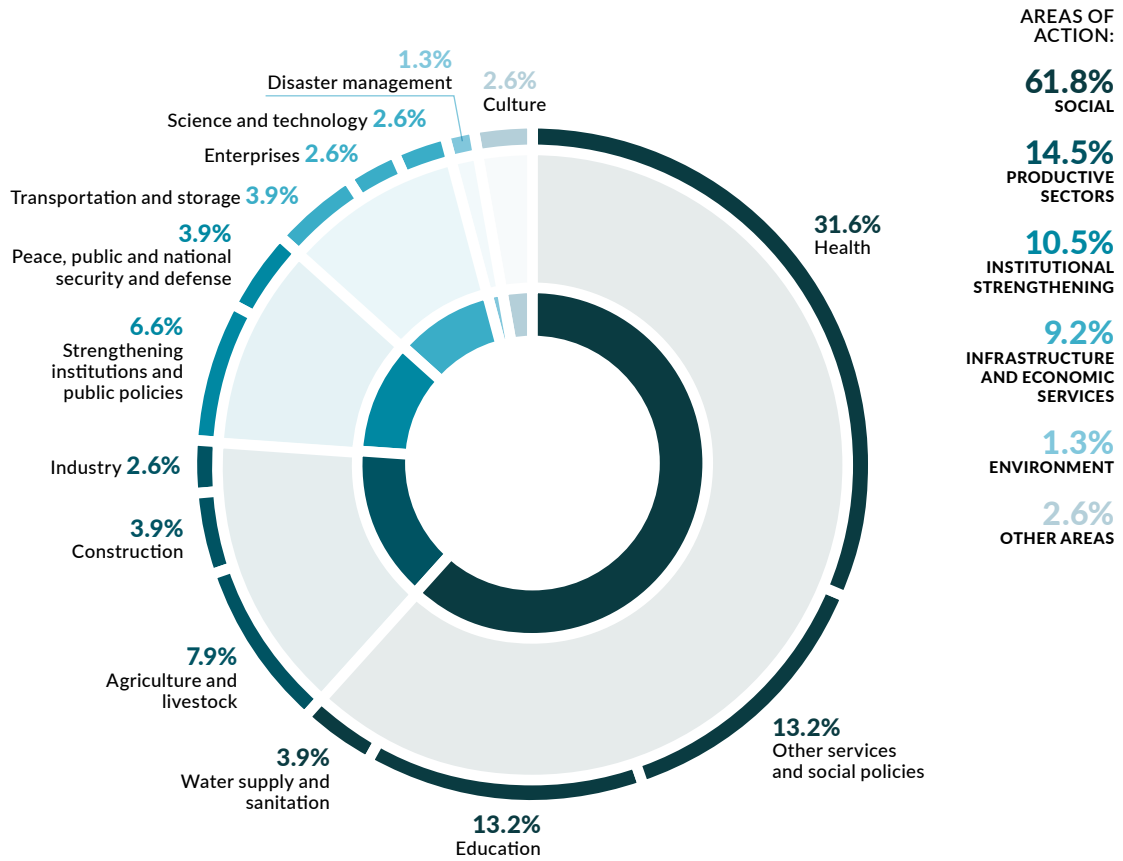
Source: SEGIB based on Cooperation Agencies and General Directions for Cooperation

In addition, the analysis of projects exchanged with the non-Ibero-American Caribbean in terms of activity sectors and areas of action (Graph V.3) shows that more than 60% of these projects were focused on strengthening capacities in the Social area, as in 2016. On the other hand, almost the fourth part of the final projects was destined to Productive sectors and Infrastructure and economic services. Moreover, those dedicated to Institutional strengthening represented another 10.5%.

GRAPH V.3

IBERO-AMERICAN BILATERAL SSC PROJECTS (PROVIDER ROLE) AND THE NON-IBERO-AMERICAN CARIBBEAN (RECIPIENT ROLE), BY ACTIVITY SECTOR AND AREA OF ACTION. 2017

In percentage



Source: SEGIB based on Cooperation Agencies and General Directions for Cooperation

Specifically, basically the third part of exchanged projects corresponds, as in 2016, to the *Health* sector. In terms of relative shares, projects focused on *Other services and social policies* and *Education* followed, both with an accumulated percentage higher than 25%. Cuban cooperation undoubtedly determined this exchange profile. Among this country's initiatives, scholarships to train professionals and to provide undergraduate studies in *Health*, *Education* and sports, stand out.

It is also worth highlighting the importance of sectors such as *Agriculture and livestock* (7.9%) and *Strengthening institutions and public policies* (6.6%). Within the former, cooperation provided by Mexico

to three non-Ibero-American Caribbean countries stands out, with which it shared its experience in agriculture (improvement of crops such as coconut, Caribbean roots and habanero pepper) and livestock issues (ovine production and water management in farms). Colombia also transferred capacities in this sector. In this sense, cooperation developed together with Saint Vincent and the Grenadines is worthy of mention, an experience which is detailed in Box V.2. Finally, in terms of projects destined to *Strengthening institutions and public policies*, 3 with Argentina and Mexico as providers, stood out, conceived to support information systems and data generation.

BOX V.2

LEARNING ABOUT CROP MANAGEMENT: THE CASE OF COLOMBIA TOGETHER WITH SAINT VINCENT AND THE GRENADINES

Between 2017 and 2019, Colombia's National Learning Service (SENA by its Spanish acronym) provided technical assistance to Saint Vincent and the Grenadines in the framework of the project "Technical strengthening on fruit processing and cocoa transformation".^{1,2,3} The island's Ministries of Foreign Affairs, Agriculture and Education participated in this project, as well as local producers and entrepreneurs. This way, work was developed from a multi-stakeholder perspective, in line with what is suggested in the 2030 Agenda for Sustainable Development.

The aim of the project was to elaborate and present a document with recommendations to adapt the SENA model to Saint Vincent and the Grenadines.

SENA is a Colombian public institution for professional training that works on the social and technical development of Colombian workers. It provides training "for people's inclusion and development in productive activities that contribute to the country's social, economic and technological development".⁴ For that purpose, the institution works in permanent association with the Government, entrepreneurs and workers.

At the beginning, the Colombian institution shared its pedagogical model with the officials of Saint Vincent and the Grenadines and made a diagnosis of the situation of the industry of fruit drying and cocoa production in the country. Based on this, challenges and recommendations were identified in terms of local companies' sowing,

fertilization, pest management and productivity processes. In addition, training courses on fruit dehydration and their cultivation (prioritizing jujube fruit, breadfruit and pineapple) were developed, as well as on cocoa management.

This way, the project aimed at providing instruments to make the most of agricultural products, through processes for their proper conservation and distribution. In that sense, its ultimate objective was to contribute to the generation of entrepreneurship and employment opportunities, as well as to improve food and nutritional security of the population of Saint Vincent and the Grenadines.

¹ <https://www.apccolombia.gov.co/noticia/colombia-ensena-saint-vincent-grenadines-alternativas-de-sostenibilidad-con-frutas-y-cacao>

² <https://www.cancilleria.gov.co/en/newsroom/news/colombia-inicia-proyecto-bilateral-cooperacion-san-vicente-granadinas>

³ https://www.cancilleria.gov.co/sites/default/files/boletin_3_estrategia_caribe_mayo_2017_esp_0.pdf

⁴ <http://www.sena.edu.co/es-co/sena/Paginas/misionVision.aspx>

Source: SEGIB based on Cooperation Agencies and General Directions for Cooperation and the websites of the Presidential Agency for International Cooperation of Colombia (APC), the Ministry of Foreign Affairs of Colombia and Colombia's National Learning Service (SENA).

In terms of Triangular Cooperation, there were 15 projects in 2017 in which Ibero-America participated together with other non-Ibero-American Caribbean developing countries, supported by other partners. Mexico transferred capacities as first provider in almost one half of the total projects and Chile followed, accounting for a third part of the projects. When the project in which Chile shared the role of first provider with El Salvador is added to these figures, Mexico and Chile explain 12 out of the 15 projects that were

finally registered. These values show a higher concentration than in 2016, year in which three countries (Chile, Argentina and Mexico) almost equally shared their participation under this role.

In contrast, a great variety of partners acted as second providers. In addition, only three (Spain, the United States and the United Kingdom) participated in more than one project. Once again, Haiti's participation stood out, as recipient in one half of the Triangular Cooperation initiatives

that were destined to the non-Ibero-American Caribbean region in 2017. Belize followed, as recipient in a third part of the projects, as in 2016.

In terms of strengthened capacities, one half of the projects were destined to the Social area and more than one third were related to the Productive area. From the sectoral perspective, the *Agriculture and livestock* sector stood out with 4 initiatives, two less than in 2016.

Finally, during 2017, Ibero-American and non-Ibero-American Caribbean developing countries coincided in 21 Regional SSC programs and 12 projects. Since at least two Ibero-American countries participated in the vast majority of these initiatives, almost all them were already considered in the analysis of Chapter 4, specifically dedicated to this modality and to Ibero-America (refer to Methodological Note). Three Regional SSC programs were the exception, two of them with Chile and one

with Mexico, in which several countries of the non-Ibero-American Caribbean participated, individually or in the framework of CARICOM.

In more than 40% of the initiatives (137), the main partner belonged to the non-Ibero-American Caribbean, aspect that can be closely linked to geographical proximity. Africa followed in relative importance as the region with which Ibero-America developed basically 30% of 2017 exchanges

V.3

AFRICA

As was anticipated at the beginning of this chapter, Africa is the second region with which Ibero-America most exchanged in 2017. Cooperation with this region accounts for almost 30% of the total of initiatives with other regions' developing countries. A first characterization of these 93 initiatives suggests that:

- a) Basically 90% was developed under the Bilateral SSC modality. The rest was distributed between Triangular Cooperation (8.6%) and Regional SSC (barely 2.2%). It is worth adding that, Regional SSC initiatives exchanged with Africa started in the previous years, while Triangular Cooperation showed an important increase compared with 2016, year in which only one initiative was registered.
- b) In terms of cooperation instruments, the 93 initiatives that were exchanged between Ibero-America and Africa were executed through 2 programs, 81 projects and 11 actions. In addition, this cooperation has been extending over time, since less than a fourth part of these initiatives actually started in 2017.

In this sense, and regarding Bilateral South-South Cooperation, Ibero-America acted as provider in almost all the initiatives in which it participated with Africa; specifically, in 76 projects and 7 actions, as well as in a bidirectional action between Uruguay and South Africa which should be added as an innovative feature in this Report. Map V.2 shows the distribution of the 76 Bilateral SSC projects in which Ibero-America participated as provider, in terms of the African country that acted as recipient. Analysis of the map suggests this cooperation is very disperse, involving 36 African countries in, at least, one initiative, and other 2 countries with which more than 5 projects were executed (Mozambique, 8, and South Africa, 7). One half of the registered initiatives is explained by adding other seven countries to the aforementioned —Angola, Guinea-Bissau, Botswana, Ivory Coast, Ghana, Guinea and Namibia—.

MAP V.2

IBERO-AMERICAN BILATERAL SSC PROJECTS (PROVIDER ROLE) WITH AFRICA, BY RECIPIENT COUNTRY. 2017

In percentage




Legend: Intensity bands, according to the percentage of received cooperation projects in 2017

- More than 12.5%
- Between 10.1% and 12.5%
- Between 7.6% and 10.0%
- Between 5.1% and 7.5%
- Between 2.6% and 5.0%
- Between 0.1% and 2.5%
- No projects registered

Source: SEGIB based on Cooperation Agencies and General Directions for Cooperation

Total: 76



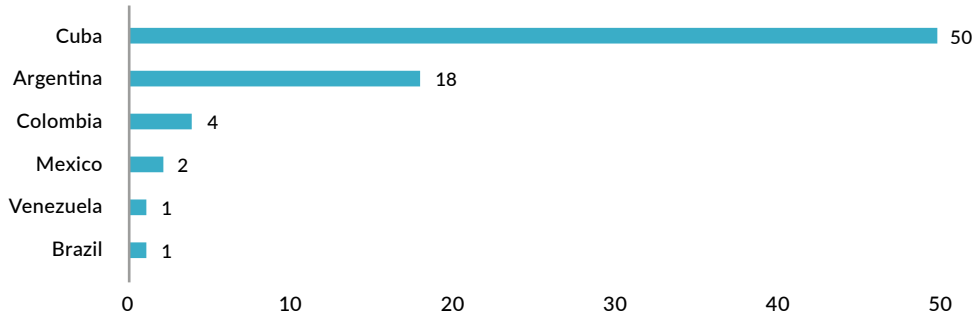
In addition, Graph V.4 shows how Ibero-American countries participated, as providers, in Bilateral South-South Cooperation with Africa in 2017. As the graph portrays, Cuba stood out and transferred capacities through 50 projects, corresponding to almost two thirds of the total. In terms of relative importance, Argentina followed, with 18 projects that basically represented another 25%

of the total. Colombia, Mexico, Venezuela and Brazil had more specific interventions (between 4 and 1 initiatives, respectively). In any case, these six Ibero-American countries had already performed this role with Africa in 2016.

GRAPH V.4

IBERO-AMERICAN BILATERAL SSC PROJECTS WITH AFRICA (RECIPIENT ROLE), BY PROVIDER COUNTRY. 2017

In units

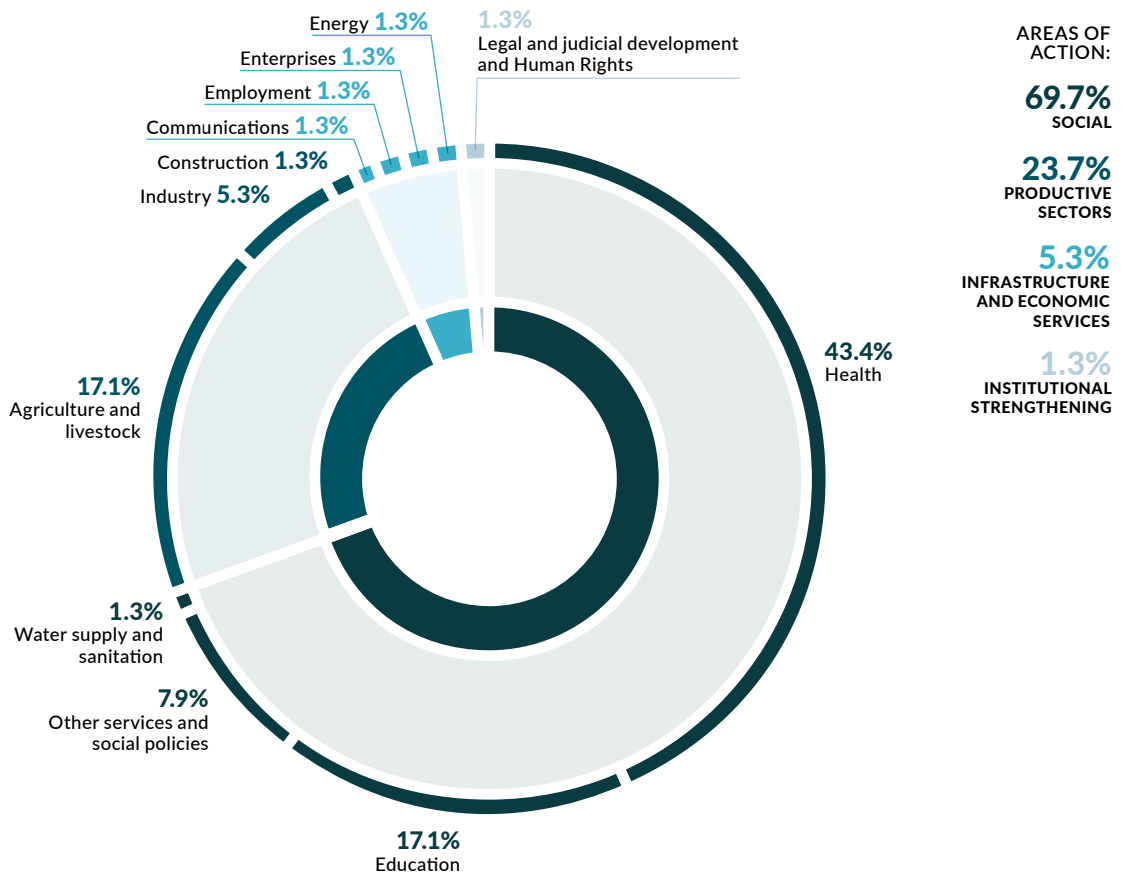


Source: SEGIB based on Cooperation Agencies and General Directions for Cooperation

GRAPH V.5

IBERO-AMERICAN BILATERAL SSC PROJECTS (PROVIDER ROLE) AND AFRICA (RECIPIENT ROLE), BY ACTIVITY SECTOR AND AREA OF ACTION. 2017

In percentage



Source: SEGIB based on Cooperation Agencies and General Directions for Cooperation

In addition, as Graph V.5 shows, 70% of the Bilateral SSC projects that Ibero-America executed with Africa were destined to strengthen the Social area. This figure is mainly explained by projects provided by Cuba in this area, which were dedicated to strengthen sectors such as *Health* (44% of this country's cooperation) and *Education* (17%). In the set of exchanged initiatives, it is also worth highlighting the relative importance of projects dedicated to support Productive sectors, as well as the influence that Argentina's cooperation had on almost the fourth part of these projects. In fact, once again considering the total, exchanges in the *Agriculture and livestock* sector are equal to those in *Education*, in terms of intensity. Finally, 4 projects contributed to *Industry*, an activity in which Argentina was, once again, the most active provider. This trend in sectoral capacity strengthening broadly coincides with 2016 figures.

On the other hand, as was mentioned and compared to 2016, Triangular Cooperation initiatives in which Ibero-America participated with Africa's developing countries throughout 2017 increased: thus, while records barely registered 1 triangular initiative in 2016, 4 projects and 4 actions were developed in 2017. This figure is higher than that of 2016 but is still far below Bilateral SSC records.

In fact, the same six Ibero-American countries which acted as providers in Bilateral SSC with Africa coincide with first providers in terms of the Triangular modality. Among these, Mexico stood out, which was provider in 1 project and 2 actions. Meanwhile, four countries of different regions and an international organization associated as second providers: in this case, Portugal, Germany and France are worthy of mention, with 2 initiatives each, together with Japan and FAO.

There was great dispersion among recipients, since an important number of countries acted as recipients in two actions simultaneously. In this sense, Mozambique and Morocco stood out, the only two countries which participated as recipients in more than one initiative.

In addition, it is important to mention that almost two thirds of the Triangular Cooperation initiatives in which Ibero-America and Africa participated throughout 2017 contributed

to capacity strengthening in the Productive area, which is partly explained by the relative importance of the *Agriculture and livestock* sector. In this sense, and as a result of all these elements, it is interesting to highlight, for example, the experience for coffee's sustainable production, detailed in Box V.3, based on the collaboration between Brazil, Portugal and Mozambique.

Finally, two Regional SSC projects between Ibero-America and Africa were identified in 2017, which were already under execution in 2016. One of these projects is Paulo Freire's on Academic Mobility in which OEI participates with Cape Verde. The other initiative is the International Electoral Training Program, led by Mexico, in which Egypt, Libya and Tunisia participate.

BOX V.3

PORTUGAL AND BRAZIL JOIN EFFORTS TO SUPPORT COFFEE'S SUSTAINABLE PRODUCTION IN MOZAMBIQUE

The project “Coffee’s sustainable development in Gorongosa National Park”^{1,2,3} between Brazil-Portugal and Mozambique, started in 2017 to characterize and implement a system for coffee’s sustainable production in this National Park. The project’s ultimate aims were to mitigate the effects of deforestation and of climate changes’ pressures, to promote agribusiness and to increase the performance and food security of rural families in the region.

Previously, by the end of 2016, Portugal and Brazil had signed the Memorandum of Understanding on technical cooperation for development for the benefit of third countries, framework under which this project was implemented. In fact, this MoU enabled the Brazilian Cooperation Agency (ABC) and Camões Institute for Cooperation and Language to finance and coordinate the initiative.

In addition, the project is executed with the technical support of the Center for Agricultural and Biological Sciences of the Federal University of *Espirito Santo* (UFES) of Brazil, of the Higher Institute of Agronomy of the University of Lisbon (ISA / ULisboa) of Portugal and Gorongosa National Park.

These Brazilian and Portuguese universities have a long trajectory of collaboration in coffee research, both on production systems and on the plant’s reaction against climate limitations and its improvement. Thus, they joined efforts to support the development of human resources and of Mozambique’s agricultural technology.

Gorongosa National Park⁴ is one of Africa’s most emblematic areas in which wildlife has been restored. Since 2008 it is managed by a public-private partnership between the Government of Mozambique and the Carr Foundation, an American non-profit organization. The Park works in four main areas: biodiversity conservation, support to local communities, science and ecotourism.

In addition, the Project for coffee’s sustainable production in the Park has three main components that are impossible to dissociate: economic, environmental and social. The first one is related to improve quality throughout all the production cycle. The environmental component aims at recovering trees, which are key, among other things, to retain rainfall—preventing ground slides— and to recover the Park’s fauna. This

component also aims at ensuring coffee is sustainably produced and that all practices are environmentally friendly—without using compounds that may be harmful to the Park’s fauna and flora. Meanwhile, the social component aims at improving local people’s quality of life. This way, resources resulted from coffee sales will be directed to local development, for example, to the construction of schools and clinics, which will also have an impact on employment. Together with the above, it is worth mentioning that the project also contributes to scientific development through research activities and genetic improvement, as well as through higher education at masters and doctorate levels for Mozambican students, in the coffee area.

It is planned that the initiative will continue its execution until 2021 and it is expected that, by the end of this period, farmers, extension workers, technicians, students and researchers who have participated will have been trained in the improvement of current production systems. The elaboration of a manual of good management practices and on coffee’s cultivation management is also planned, which will be distributed free of charge to rural producers in Mozambique.

¹ Master’s Thesis by Gonçalo Mendes Vidal Ramires (2008): “Produção de Café Sustentável no Parque Nacional da Gorongosa” pp. 25-27 (Universidade de Lisboa): <https://www.repositorio.utl.pt/bitstream/10400.5/17849/1/Tese%20-%20Final.pdf>

² <http://www.abc.gov.br/imprensa/mostrarconteudo/778>

³ <http://www.ufes.br/conteudo/reitor-assina-acordo-trilateral-para-produ%C3%A7%C3%A3o-de-caf%C3%A9-em-mo%C3%A7ambique>

⁴ <https://www.gorongosa.org/pt/nossa-hist%C3%B3ria>

V.4

ASIA

Throughout 2017, Ibero-American cooperation with Asia was only implemented under the Bilateral SSC modality and it was developed through 50 projects and 10 actions. It is worth adding that 21 of these initiatives started in 2017 itself, which suggests a remarkable dynamism that was only higher in terms of the non-Ibero-American Caribbean, region with which more new projects were fostered.

On the other hand, it is important to highlight that Bilateral SSC with Asia was much determined by mutual capacity strengthening. In this sense, both regions alternated the roles of provider and recipient in very similar proportions. Consequently:

- a) In 2017, Ibero-America acted as recipient in the third part of the initiatives exchanged between both regions (14 projects and 6 actions). Eight Asian countries participated in these initiatives, among which China (4 projects and 5 actions) and Vietnam (5 projects), stood out. In addition, in terms of strengthened capacities, the third part of the initiatives in which Ibero-America acted as recipient, contributed to strengthen Productive sectors, while 25% focused on the Social area.
- b) On the other hand, Ibero-America participated as provider in 35 Bilateral SSC projects, which facilitated capacity transfer to 16 Asian countries. As portrayed in Map V.3, in 2017, Ibero-America's Bilateral SSC main recipients were Vietnam (basically the fourth part of the projects), Cambodia (14%), Philippines and Laos. These four countries aggregately participated in one half of the total projects.
- c) In this sense, as Graph V.6 shows, only three Ibero-American countries participated as providers. In fact, the total of initiatives is explained by Argentina and Cuba, which provided 17 projects each. Their relation with Asian countries, however, has different profiles: a more concentrated one in Argentina's case, which main recipient was Vietnam, followed by Cambodia, apart from other 6 partners; and a more disperse profile in Cuba's case, which exchanged with 14 countries.
- d) In terms of sectors, Graph V.7 suggests that more than one half of the projects in which Ibero-America acted as provider strengthened capacities in the Social area, especially through Cuba's contributions. The region's support to the *Agriculture and livestock* sector was also important. More than 40% of Ibero-American projects provided to Asia in 2017 were concentrated on this sector, through Argentina's influence.
- e) Finally, it is important to mention other 2 projects, classified as "bidirectional", in which both Ibero-America and Asia simultaneously acted as provider and recipient. In fact, bidirectionality is only another way to develop technical exchanges and mutual strengthening through the alternation of these two roles. As was mentioned, this logic has characterized Bilateral SSC between Ibero-America and Asia, as is detailed in Box V.4, which illustrates Vietnam's particular case.



It is important to highlight that Bilateral SSC with Asia was much determined by mutual capacity strengthening, in which both regions alternated the roles of provider and recipient in very similar proportions

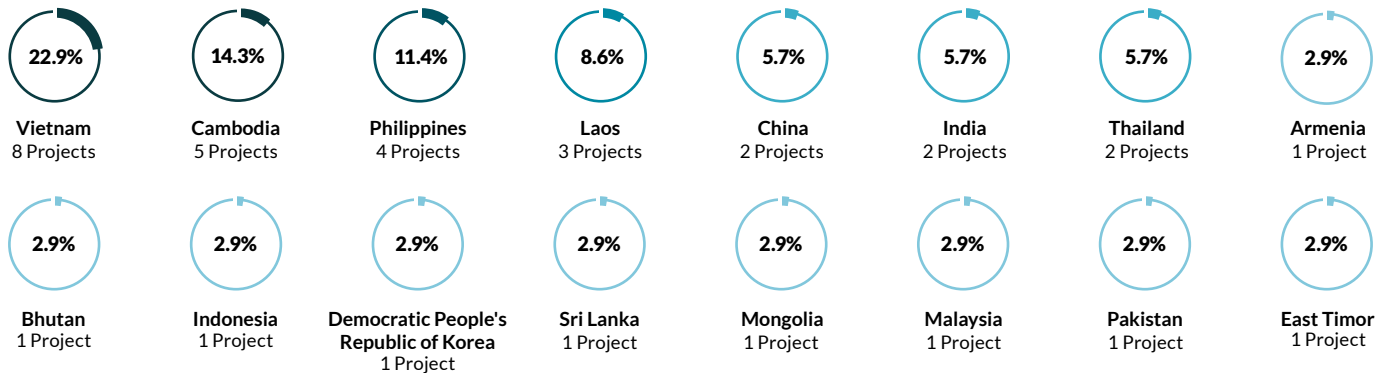
MAP V.3

IBERO-AMERICAN BILATERAL SSC PROJECTS (PROVIDER ROLE) WITH ASIA, BY RECIPIENT COUNTRY. 2017

In percentage



Total: 35



Legend: Intensity bands, according to the percentage of received cooperation projects in 2017

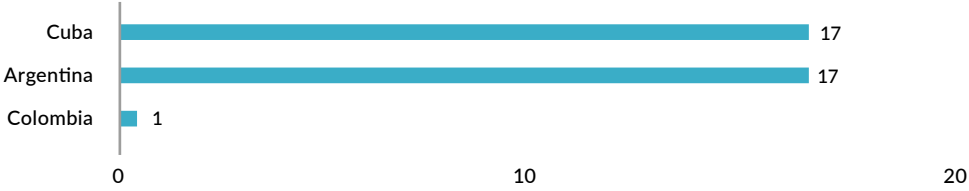
- More than 12.5%
- Between 10.1% and 12.5%
- Between 7.6% and 10.0%
- Between 5.1% and 7.5%
- Between 2.6% and 5.0%
- Between 0.1% and 2.5%
- No projects registered

Source: SEGIB based on Cooperation Agencies and General Directions for Cooperation

GRAPH V.6

IBERO-AMERICAN BILATERAL SSC PROJECTS WITH ASIA (RECIPIENT ROLE), BY PROVIDER COUNTRY. 2017

In units

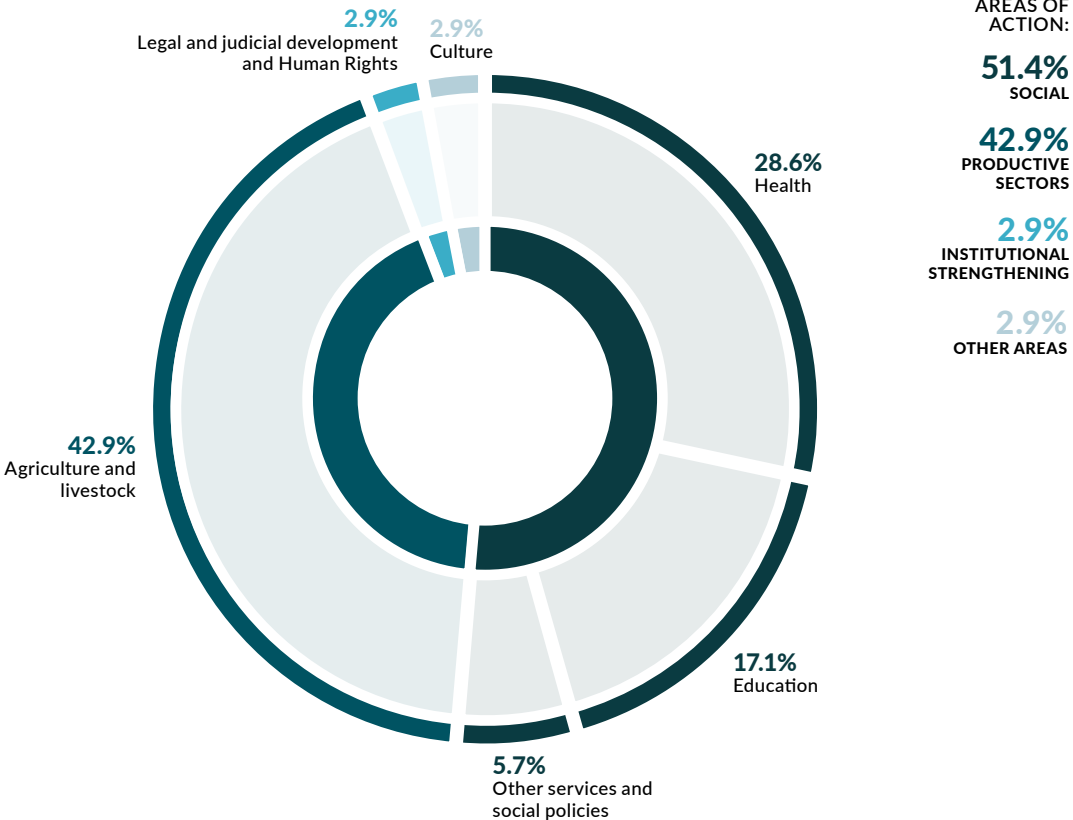


Source: SEGIB based on Cooperation Agencies and General Directions for Cooperation

GRAPH V.7

IBERO-AMERICAN BILATERAL SSC PROJECTS (PROVIDER ROLE) AND ASIA (RECIPIENT ROLE), BY ACTIVITY SECTOR AND AREA OF ACTION. 2017

In percentage



Source: SEGIB based on Cooperation Agencies and General Directions for Cooperation

BOX V.4

VIETNAM AND IBERO-AMERICA: AN EXAMPLE OF THE ALTERNATION OF THE PROVIDER AND RECIPIENT ROLE

During 2017, Bilateral South-South Cooperation in which Vietnam participated together with Ibero-American developing countries, stood out for this country's capacity to participate in this cooperation alternating, in similar proportions,

the roles of provider and recipient. This is also suggested in the table plotted for this purpose, which summarizes and categorizes the 13 projects that were exchanged in 2017 by their title, the activity sector in which they were classified,

the period in which they were under execution, their main partners and their roles. Its interpretation confirms this distribution: in 8 of these, Vietnam acted as recipient and it was provider in other 5.

IBERO-AMERICAN BILATERAL SSC PROJECTS WITH VIETNAM. 2017

| Title | Sector | Period | Provider | Recipient |
|---|---|-----------|-----------|-------------|
| Support Cuba to promote the development of corn and beans crops. Phase II | Agriculture and livestock | 2015-2018 | Vietnam | Cuba |
| Improvement of Natural Sciences and Mathematics teaching in El Salvador, based on the Vietnamese experience | Education | 2017- | Vietnam | El Salvador |
| Institutional strengthening for the development of fisheries and aquaculture in El Salvador | Fisheries | 2017- | Vietnam | El Salvador |
| Community rural tourism in El Salvador's ex-conflict areas | Tourism | 2017- | Vietnam | El Salvador |
| Exchange of experiences in environmental sanitation with the City of Ho Chi Minh, in the Nhieu Loc-Thi Nghe basin | Environment | 2017- | Vietnam | El Salvador |
| Capacity building for the identification of human victims of the Vietnam War | Legal and judicial development and Human Rights | 2012-2017 | Argentina | Vietnam |
| Development of studies and strategies to control foot-and-mouth disease | Agriculture and livestock | 2012-2017 | Argentina | Vietnam |

CONTINUES ON P. 175

FROM P. 174

| Title | Sector | Period | Provider | Recipient |
|--|---------------------------|-----------|-----------|-----------|
| Construction of an effectively technical procedure of chemical mutation combined with biotechnology for soybean breeding with high-yield and disease resistant for Argentina and Vietnam | Agriculture and livestock | 2014-2017 | Argentina | Vietnam |
| Feasibility study for the implementation of the rice grain reserve system in silo bags | Agriculture and livestock | 2014-2018 | Argentina | Vietnam |
| Cattle cloning for dairy purposes | Agriculture and livestock | 2014-2017 | Argentina | Vietnam |
| Generation of elite dairy cows by somatic cell nuclear transfer | Agriculture and livestock | 2014-2017 | Argentina | Vietnam |
| Graduate Students Financed by Cuba (Health) | Health | 2001- | Cuba | Vietnam |
| Graduate Students Financed by Cuba (Education) | Education | 2001- | Cuba | Vietnam |

Source: SEGIB based on Cooperation Agencies and General Directions for Cooperation

Through these exchanges, this country of Southeast Asia could transfer its capacities to its Ibero-American partners, and it could also take advantage of their experience to strengthen its own. Specifically, due to Argentina's support, Vietnam strengthened its capacities mainly in the *Agriculture and livestock* sector. This country provided 6 projects, 5 of which were classified in this sector.

In addition, Vietnam supported El Salvador through 4 projects in different topics, among which *Education, Tourism, Fisheries and Environment*, should be mentioned. Cooperation with Cuba was bidirectional, in line with both countries' recognized capacities. Thus, Cuba transferred Vietnam its renowned experience in training *Health and Education*

professionals and, in turn, received Vietnamese cooperation in corn and bean crops' management.

Source: SEGIB based on Cooperation Agencies and General Directions for Cooperation

V.5

OCEANIA

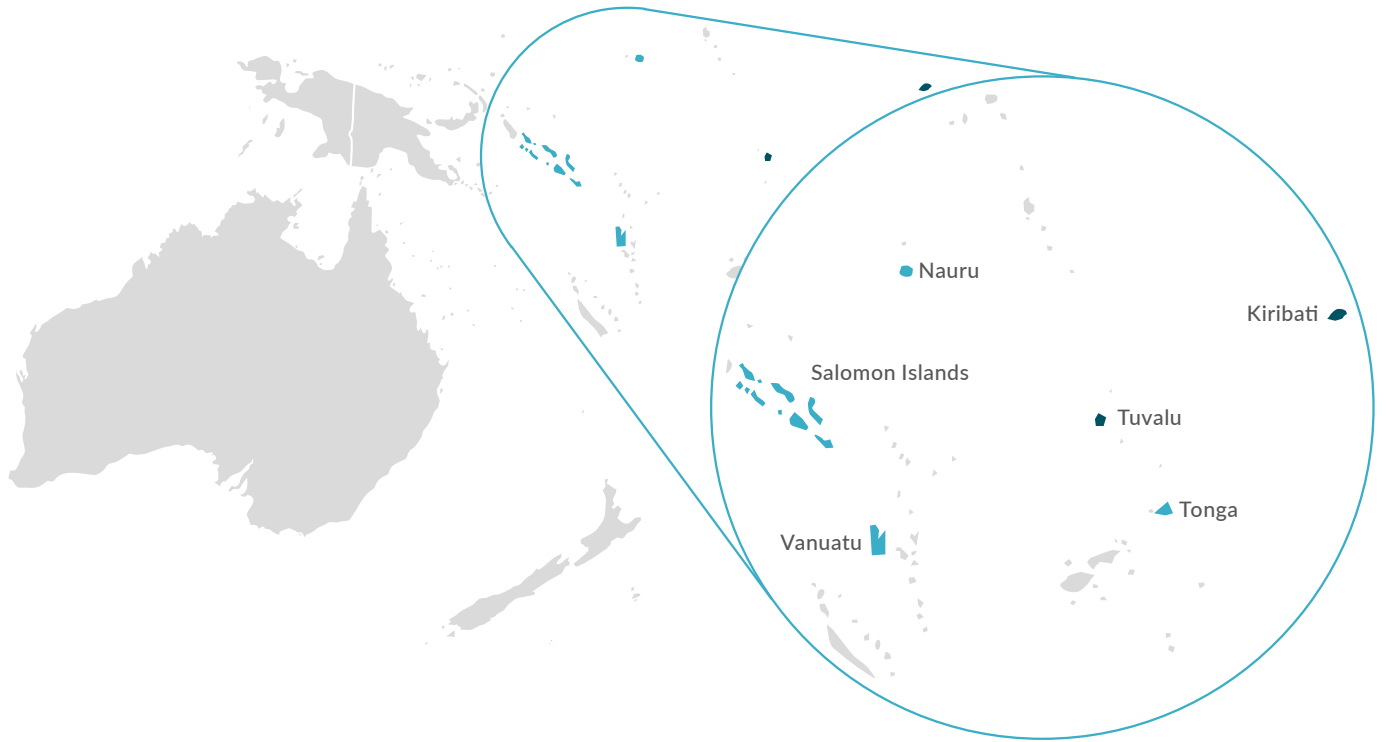
Eight Ibero-American projects were registered in 2017 with Oceania, all executed under the Bilateral SSC modality. In all cases, Ibero-America acted as provider through Cuba (7 projects) and Colombia (1). In turn, 6 countries of Oceania participated as

recipients, as Map V.4 shows. Among these countries, Kiribati and Tuvalu, are worthy of note, the only ones which participated in more than one initiative.

MAP V.4

IBERO-AMERICAN BILATERAL SSC PROJECTS (PROVIDER ROLE) WITH OCEANIA, BY RECIPIENT COUNTRY. 2017

In percentage



Total: 8



Kiribati
2 Projects



Tuvalu
2 Projects



Nauru
1 Project



Salomon Islands
1 Project



Tonga
1 Project



Vanuatu
1 Project

Legend: Intensity bands, according to the percentage of received cooperation projects in 2017

- More than 15%
- Between 0.1% and 15%
- No projects registered

Source: SEGIB based on Cooperation Agencies and General Directions for Cooperation

V.6

MIDDLE EAST

Finally, Ibero-America exchanged 17 projects and 2 actions with developing countries of the Middle East. These initiatives were all executed under the Bilateral SSC modality. In most cases (10, developed through 8 projects and 2 actions), Ibero-America predominantly acted as recipient. Turkey stood out as provider and, in turn, had Colombia

as its main recipient. Through these exchanges, Ibero-America strengthened its capacities mainly in the *Water supply and sanitation* sector.

Ibero-America acted as provider in the remaining initiatives that were exchanged in 2017 with the Middle East. Cuba stood out in this role, and transferred capacities through 7 projects. Map V.5 shows the 6 recipient countries; all of which participated in a specific project, with the only exception of Syria (2 projects). Finally, it is worth adding that 2 “bidirectional” projects were registered in which Turkey and Venezuela were involved.

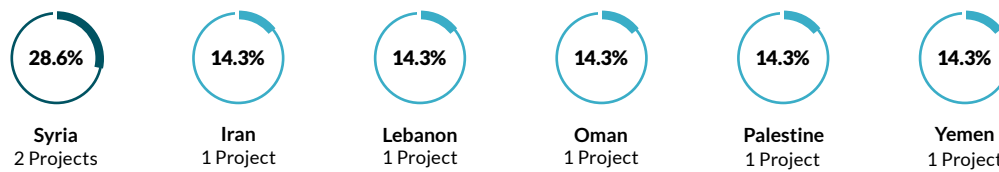
MAP V.5

IBERO-AMERICAN BILATERAL SSC PROJECTS (PROVIDER ROLE) WITH THE MIDDLE EAST, BY RECIPIENT COUNTRY. 2017

In percentage



Total: 7



Legend: Intensity bands, according to the percentage of received cooperation projects in 2017

- More than 15%
- Between 0.1% and 15%
- No projects registered

Source: SEGIB based on Cooperation Agencies and General Directions for Cooperation



The background features several diagonal stripes in various shades of teal and blue, running from the top-left towards the bottom-right. The stripes vary in width and opacity, creating a layered, geometric effect.

COUNTRY FACTSHEETS

REPORT ON SOUTH-SOUTH
COOPERATION IN IBERO-AMERICA 2019

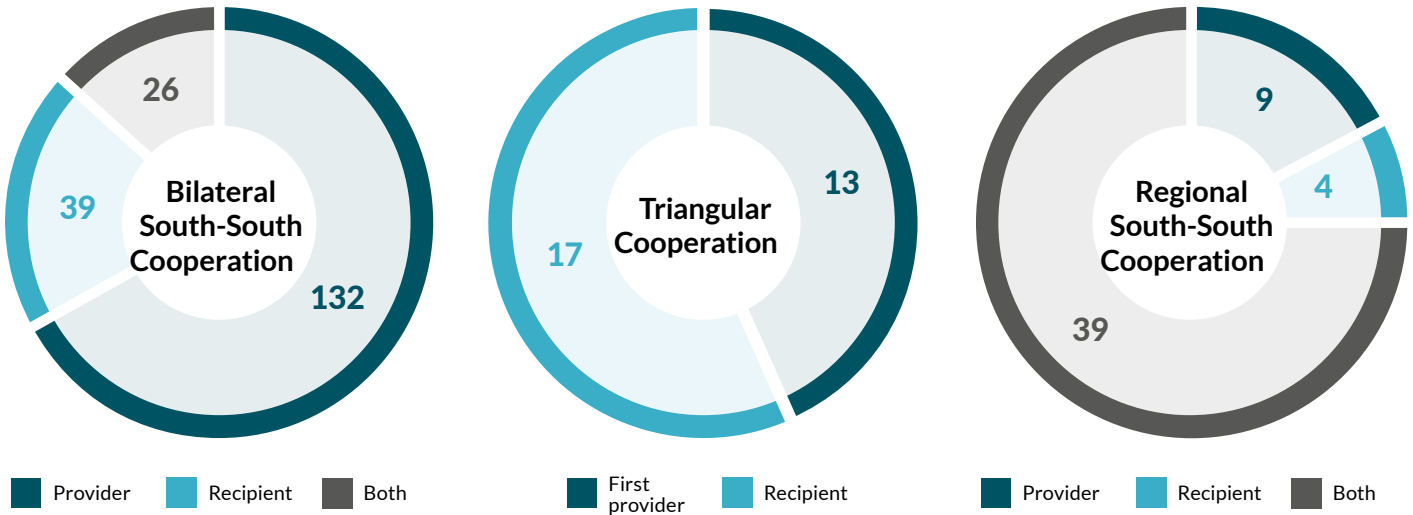
southsouth

ARGENTINA

279

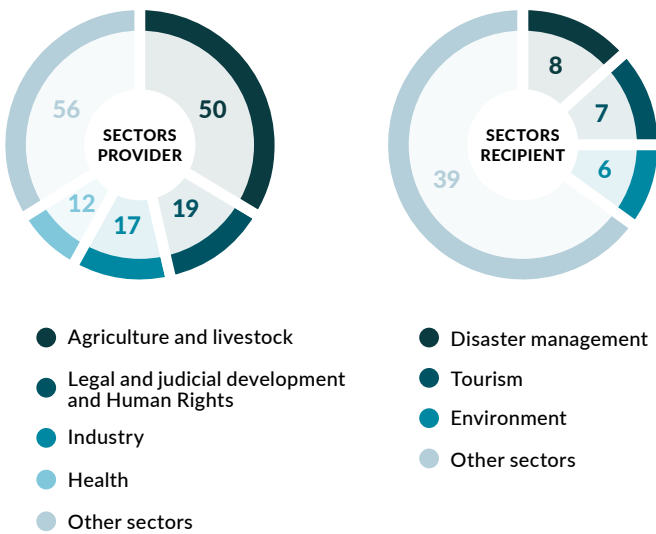
PARTICIPATION BY MODALITIES AND ROLES

In units



STRENGTHENED CAPACITIES

In units



CONTRIBUTION TO SDGS

Initiatives that mainly contribute to SDG 16, 9 and 8



MAIN PARTNERS



Throughout 2017, Argentina had 279 South-South Cooperation actions, projects and programs under execution. Although it was active in the three modalities recognized in the Ibero-American space, 71% of the initiatives corresponded to Bilateral SSC, while 19% to Regional SSC and the remaining 11% to Triangular Cooperation. It was provider in most bilateral initiatives and predominantly recipient in terms of Triangular cooperation.

More than 30% of the knowledge and experience Argentina shared in the provider role was in the *Agriculture and livestock* sector. As recipient, it strengthened its capacities in sectors such as *Disaster*

management, Tourism and Environment, among others. Through its SSC, Argentina exchanged experiences with other regional and extra-regional partners, among which Chile, Uruguay and Colombia stand out.

Although this cooperation was characterized for its support to all SDGs, the majority of the initiatives in which Argentina participated aimed at SDG 16 (Peace, justice and strong institutions). Contributions to SDG 9 (Industry, innovation and infrastructure) and SDG 8 (Decent work and economic growth) were also relevant.

Source: SEGIB based on Agencies and General Directions for Cooperation

BOLIVIA

125


PARTICIPATION BY MODALITIES AND ROLES

In units



STRENGTHENED CAPACITIES

In units



CONTRIBUTION TO SDGS

Initiatives that mainly contribute to SDG 16, 11 and 3



MAIN PARTNERS



In 2017 Bolivia participated in a total of 125 South-South Cooperation actions, projects and programs. In half of the cases (50.4%), these initiatives were executed under the Bilateral modality, 26.4% corresponded to Regional SSC and 23.3% to Triangular SSC.

Overall, its participation in 2017 SSC, mainly exchanged with Peru, Colombia and Argentina, contributed to align the region's cooperation with SDG 16 (Peace, justice and strong institutions), SDG 11 (Sustainable cities and communities) and SDG 3 (Good health and well-being).

In addition, it predominantly acted as recipient in Bilateral SSC initiatives (84%) and in Triangular Cooperation (100%), mainly in the *Health* and *Agriculture and livestock* sectors. As provider, it was able to strengthen its Ibero-American partners' capacities and knowledge in different sectors.

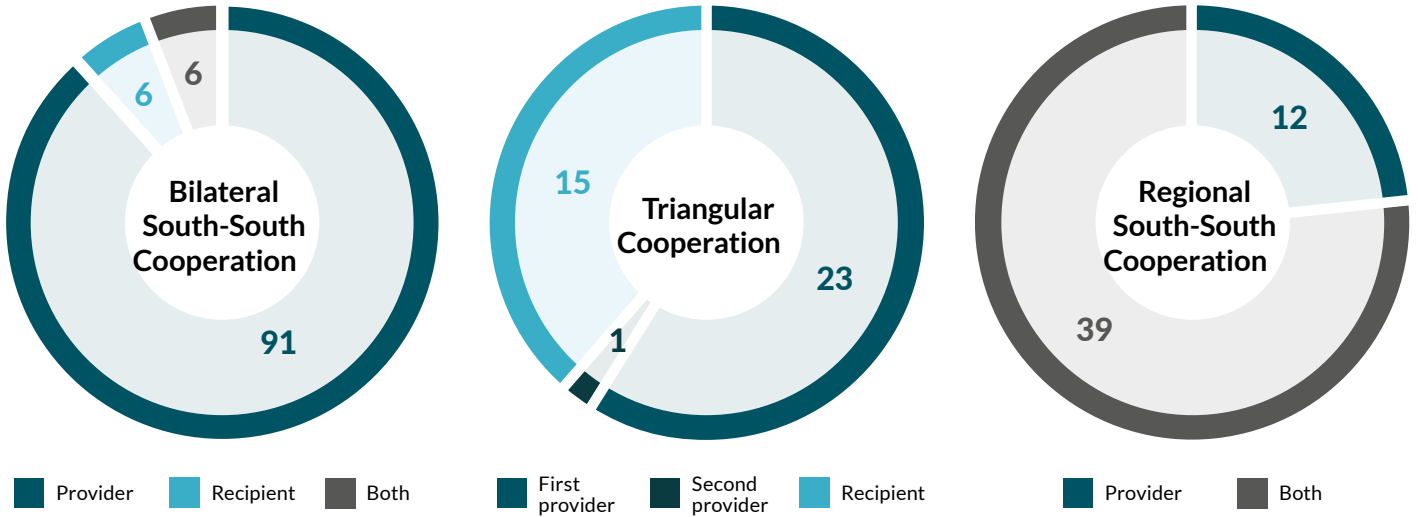
Source: SEGIB based on Agencies and General Directions for Cooperation

BRAZIL

193

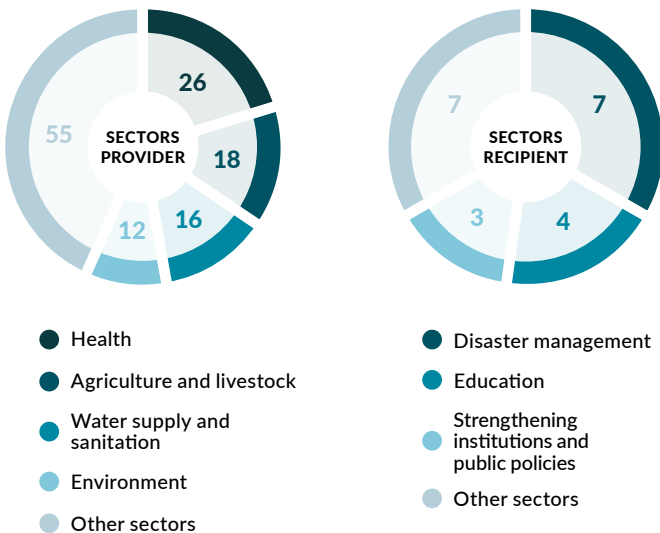
PARTICIPATION BY MODALITIES AND ROLES

In units



STRENGTHENED CAPACITIES

In units



CONTRIBUTION TO SDGS

Initiatives that mainly contribute to SDG 3, 6 and 13



MAIN PARTNERS



More than half (53.4%) of the 193 initiatives Brazil had under execution in 2017 were promoted under the Bilateral SSC modality. Almost the fourth part (26.4%) was executed under the Regional modality and the remaining 20.2% corresponded to Triangular initiatives.

Continuing the trend of the previous year, in 2017 Brazil participated in Bilateral SSC predominantly as provider, while combining the exercise of both roles in Triangular Cooperation initiatives.

Through its participation in 2017 SSC, Brazil shared its experience with other countries in the *Health, Environment and Water supply and sanitation* sectors. Meanwhile, under the recipient role, it could broaden its knowledge and experience in *Disaster management*. Its main partners were Argentina, Peru and Uruguay.

Its whole participation in 2017 SSC contributed to align the region's initiatives with SDG 3 (Good health and well-being), SDG 6 (Clean water and sanitation) and SDG 13 (Climate action).

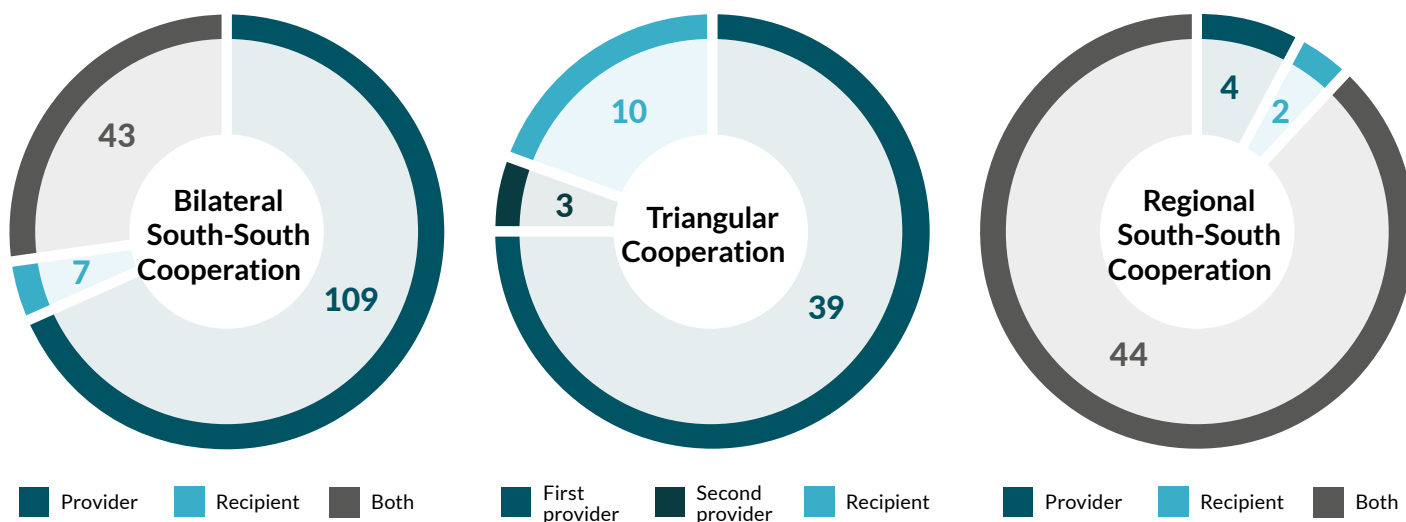
Source: SEGIB based on Agencies and General Directions for Cooperation

CHILE

261

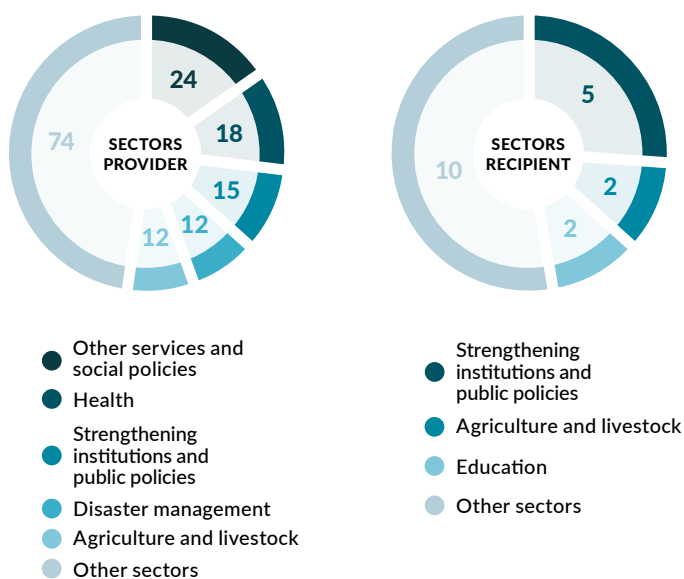
PARTICIPATION BY MODALITIES AND ROLES

In units




STRENGTHENED CAPACITIES

In units



CONTRIBUTION TO SDGS

Initiatives that mainly contribute to SDG 16, 8 and 11



MAIN PARTNERS



During 2017, Chile participated in 261 SSC actions, projects and programs. Around 60% of those initiatives were executed under the Bilateral modality and the remaining ones were distributed in a very similar proportion in Triangular and Regional modalities (19.9% and 19.2%, respectively).

It predominantly acted as provider in Bilateral SSC and Triangular SSC initiatives, through a very diversified cooperation in the *Health*, *Strengthening institutions and public policies*, *Disaster management*

and *Agriculture and livestock* sectors, among others. In addition, it strengthened its own experience in diverse sectors such as *Agriculture and livestock*, *Strengthening institutions and public policies* and *Education*.

On the other hand, it combined the provider and recipient roles in almost 90% of Regional Cooperation initiatives. Its main partners were Mexico, Argentina and Peru.

Through this SSC, Chile actively contributed to the achievement of SDG 16 (Peace, justice and strong institutions). It also significantly contributed to SDG 8 (Decent work and economic growth) and SDG 11 (Sustainable cities and communities).

Source: SEGIB based on Agencies and General Directions for Cooperation

COLOMBIA

284

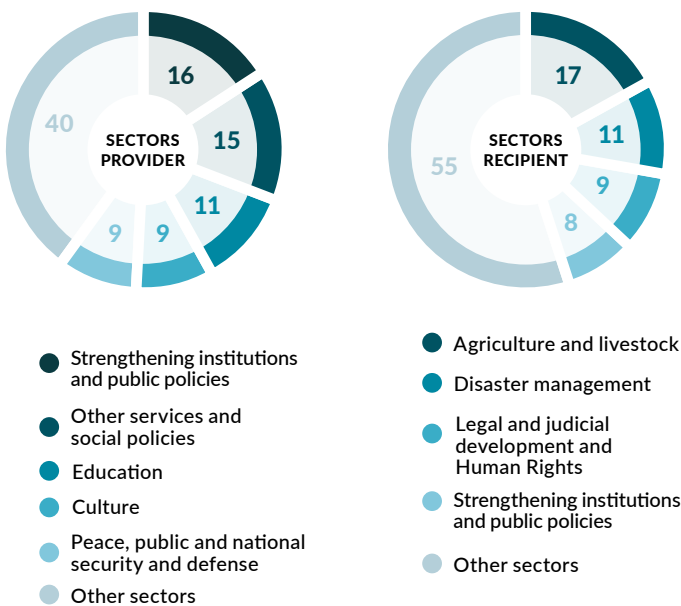
PARTICIPATION BY MODALITIES AND ROLES

In units




STRENGTHENED CAPACITIES

In units



CONTRIBUTION TO SDGS

Initiatives that mainly contribute to SDG 16, 8 and 11



MAIN PARTNERS



Two thirds (67%) of SSC actions, projects and programs in which Colombia participated throughout 2017 (a total of 284), were executed under the Bilateral modality. The remaining 30% was distributed in Triangular (11%) and Regional (22%) initiatives. In addition, and although Colombia combined the exercise of both roles, it was provider in a higher number of bilateral initiatives and recipient in triangular ones.

Through these exchanges, this country shared its knowledge and experience predominantly in the Institutional strengthening and Social areas of action. Meanwhile, when it acted as recipient, the

main sectors were *Agriculture and livestock*, *Disaster management*, *Legal and judicial development and Human Rights*, among others. Its main partners were Peru, Mexico and Costa Rica.

Thanks to the effort developed in the framework of this cooperation, Colombia's SSC could contribute to advance in the achievement of SDG 16 (Peace, justice and strong institutions), SDG 8 (Decent work and economic growth) and SDG 11 (Sustainable cities and communities).

Source: SEGIB based on Agencies and General Directions for Cooperation

COSTA RICA

170

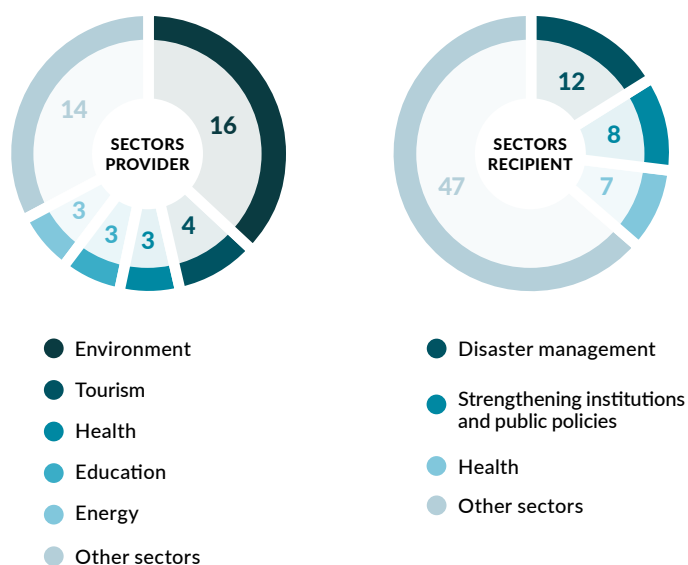
PARTICIPATION BY MODALITIES AND ROLES

In units



STRENGTHENED CAPACITIES

In units



CONTRIBUTION TO SDGS

Initiatives that mainly contribute to SDG 9, 11 and 13



MAIN PARTNERS



During 2017 Costa Rica participated in a total of 170 SSC actions, projects and programs, of a predominantly Regional nature (37.1%). The remaining percentage was equally distributed in initiatives executed under the Triangular modality (31.8%) and in those developed at a bilateral level (31.2%). Although this country combined the exercise of both roles, its increasing participation as SSC provider is worthy of note.

This way, the initiatives through which this country shared its experiences and knowledge with other partners were predominantly focused in sectors such as *Environment* and *Tourism*. In addition, it strengthened

its capacities in the *Disaster management*, *Strengthening institutions and public policies* and *Health* sectors, through varied exchanges. Cooperation developed with Mexico, Guatemala and Colombia, stood out.

Costa Rica's SSC in 2017 mainly contributed to the achievement of SDG 9 (Industry, innovation and infrastructure), SDG 11 (Sustainable cities and communities) and SDG 13 (Climate action).

Source: SEGIB based on Agencies and General Directions for Cooperation

CUBA

256

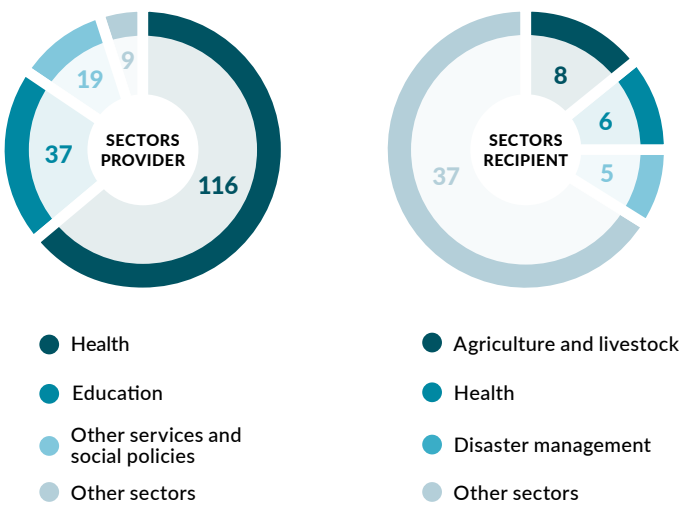
PARTICIPATION BY MODALITIES AND ROLES

In units



STRENGTHENED CAPACITIES

In units



CONTRIBUTION TO SDGS

Initiatives that mainly contribute to SDG 3, 4 and 9



MAIN PARTNERS



Throughout 2017 Cuba had 256 South-South Cooperation actions, projects and programs under execution. Of that total, 85.2% corresponded to Bilateral SSC initiatives, followed by Regional ones with 8.2% and Triangular cooperation in the third place, with 6.6%.

In basically 70% of the cases, Cuba mainly performed the provider role, sharing its knowledge and accumulated experience in sectors such as *Health* and *Education*. On the other hand, through its partners' knowledge

and experience, it strengthened its capacities in different sectors, among which *Agriculture and livestock*, *Health* and *Disaster management*, prevailed. Cooperation developed with Argentina, Mexico and Colombia stands out.

Altogether, through its SSC, Cuba could directly contribute to the achievement of SDG 3 (Good health and well-being). The contribution made to SDG 4 (Quality education) and SDG 9 (Industry, innovation and infrastructure) is also worthy of note.

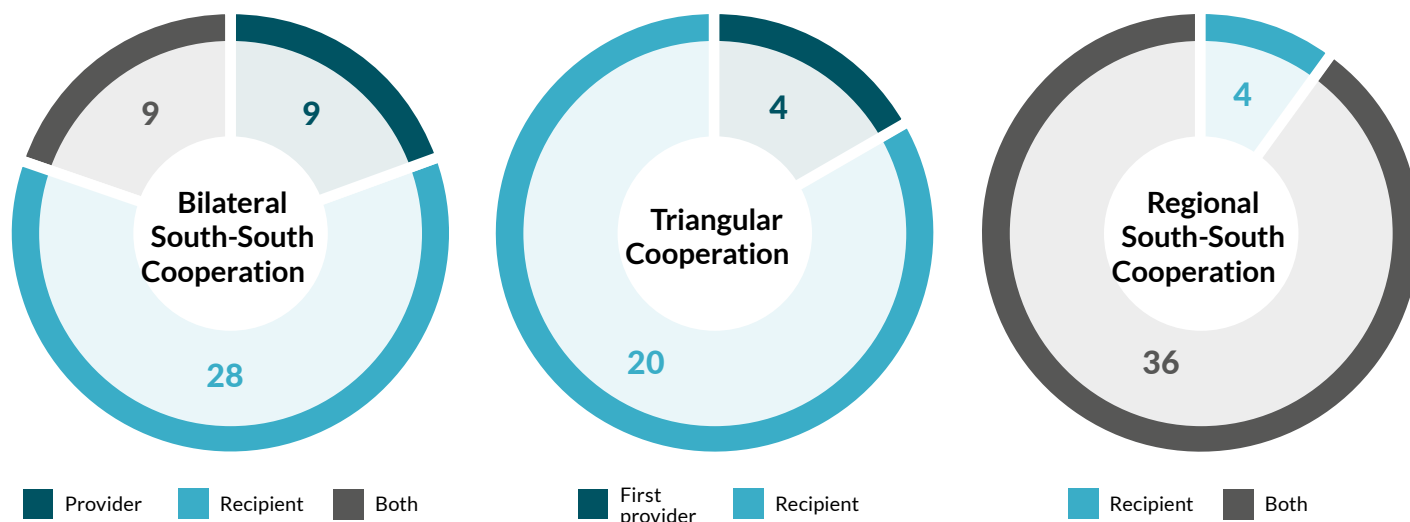
Source: SEGIB based on Agencies and General Directions for Cooperation

ECUADOR

110

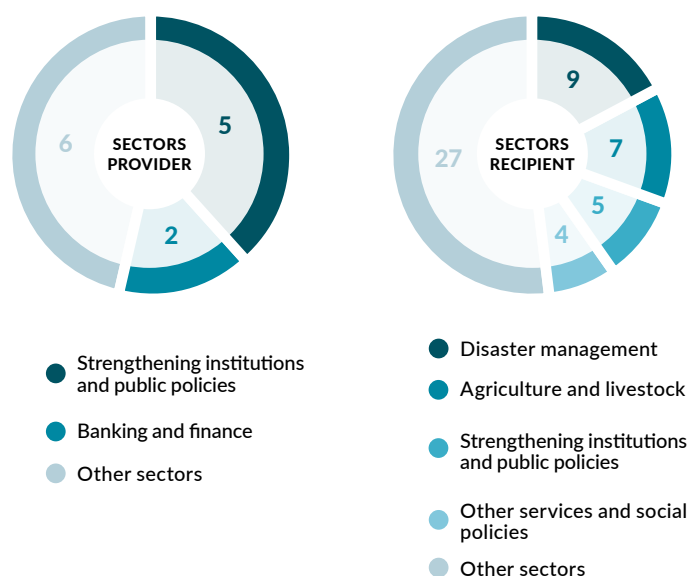
PARTICIPATION BY MODALITIES AND ROLES

In units



STRENGTHENED CAPACITIES

In units



CONTRIBUTION TO SDGS

Initiatives that mainly contribute to SDG 16, 11 and 13



MAIN PARTNERS



During 2017, Ecuador had 110 Cooperation actions, projects and programs under execution. Within this total, 41.8% corresponded to the Bilateral modality, 36.4% to Regional initiatives and 21.8% to Triangular Cooperation.

It participated under the recipient role in most cases (52) and it strengthened its knowledge and capacities in various sectors, among which *Disaster management* and *Agriculture and livestock* must be

highlighted. On the other hand, through cooperation promoted with other countries, it shared its experience in the *Strengthening institutions and public policies* and *Banking and finance* sectors, among others.

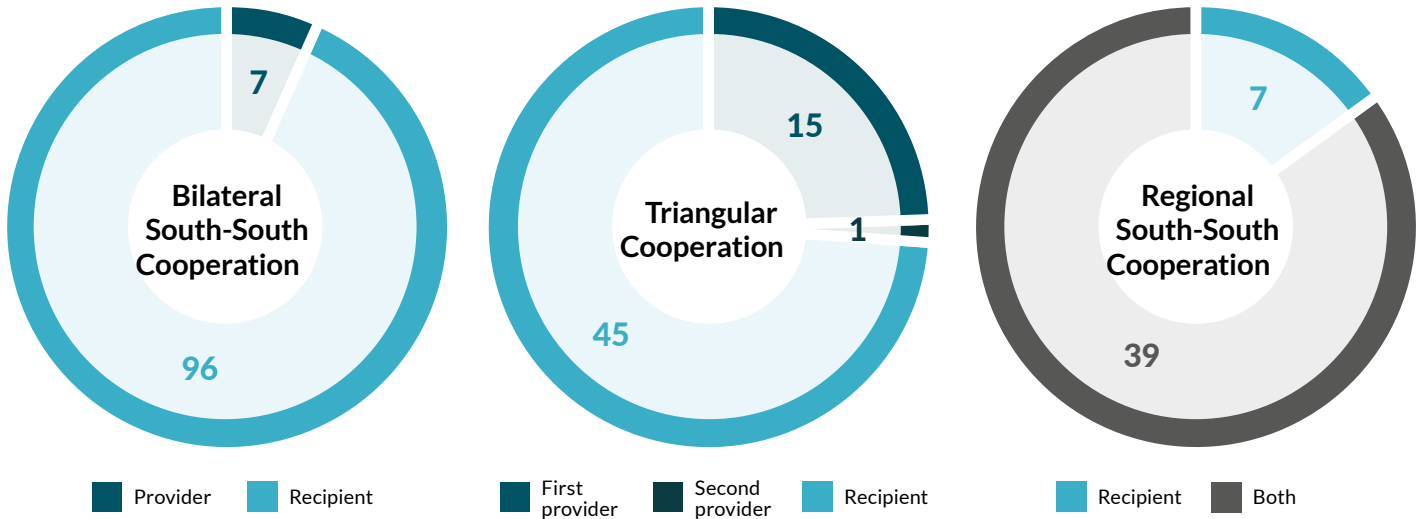
In its exchanges Ecuador associated with various countries, among which Peru, Brazil and Chile, stand out. Through SSC this country contributed to the regions' alignment with SDG 16 (Peace, justice and strong institutions), SDG 11 (Sustainable cities and communities) and SDG 13 (Climate action).

EL SALVADOR

210

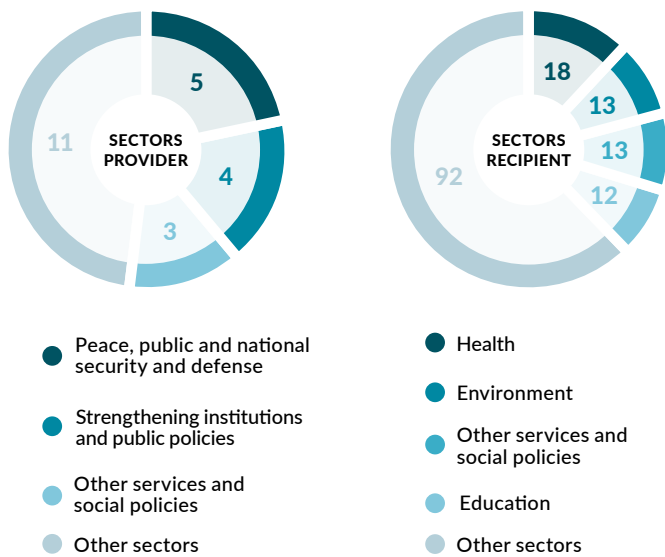
PARTICIPATION BY MODALITIES AND ROLES

In units



STRENGTHENED CAPACITIES

In units



CONTRIBUTION TO SDGS

Initiatives that mainly contribute to SDG 16, 3 and 4



MAIN PARTNERS



Throughout 2017, El Salvador had 210 SSC actions, projects and programs under execution. The largest part of these initiatives was promoted under the bilateral modality (49%), followed by Triangular initiatives (29%). Regional SSC (22%) was in the third position.

Within the three modalities recognized in the Ibero-American space, El Salvador participated as recipient in varied topics, among which *Health*, *Environment* and *Other services and social policies*, stand out. On the

other hand, through its experience, it added value to other countries' knowledge and capacity in sectors such as *Peace, public and national security and defense* and *Strengthening institutions and public policies*.

This cooperation was particularly intense with its partners Mexico, Costa Rica and Guatemala and, overall, it contributed to the achievement of SDG 16 (Peace, justice and strong institutions), SDG 3 (Good health and well-being) and SDG 4 (Quality education).

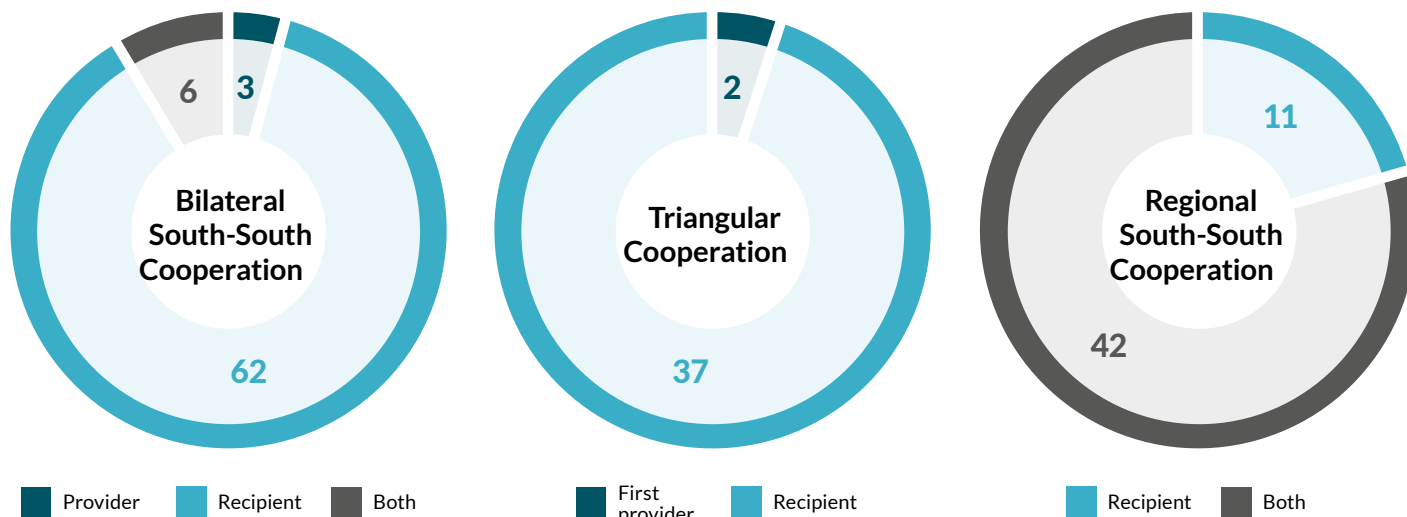
Source: SEGIB based on Agencies and General Directions for Cooperation

GUATEMALA

163

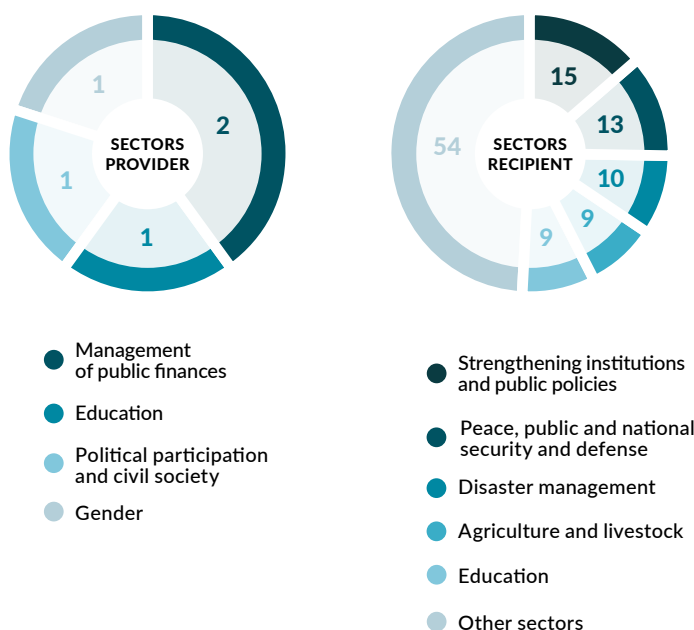
PARTICIPATION BY MODALITIES AND ROLES

In units



STRENGTHENED CAPACITIES

In units



CONTRIBUTION TO SDGS

Initiatives that mainly contribute to SDG 16, 9 and 3



MAIN PARTNERS



During 2017 Guatemala had 163 Cooperation actions, projects and programs under execution, which mainly corresponded to the Bilateral modality (43.6%), followed by Regional initiatives (32.5%). Triangular cooperation (23.9%) was in the third position.

This Central-American country strengthened its capacities and knowledge in sectors such as *Strengthening institutions and public policies*; *Peace, public and national security and defense*; *Disaster management* and *Agriculture and livestock*, among others. In addition, it could share lessons learnt and good

practices with other partners in different areas of action, acting as provider in *Management of public finances*, among other sectors. Cooperation developed with Mexico, Costa Rica and Colombia was remarkable.

Altogether, SSC in which Guatemala participated in 2017 contributed to advance mainly in the achievement of SDG 16 (Peace, justice and strong institutions), SDG 9 (Industry, innovation and infrastructure) and SDG 3 (Good health and well-being).

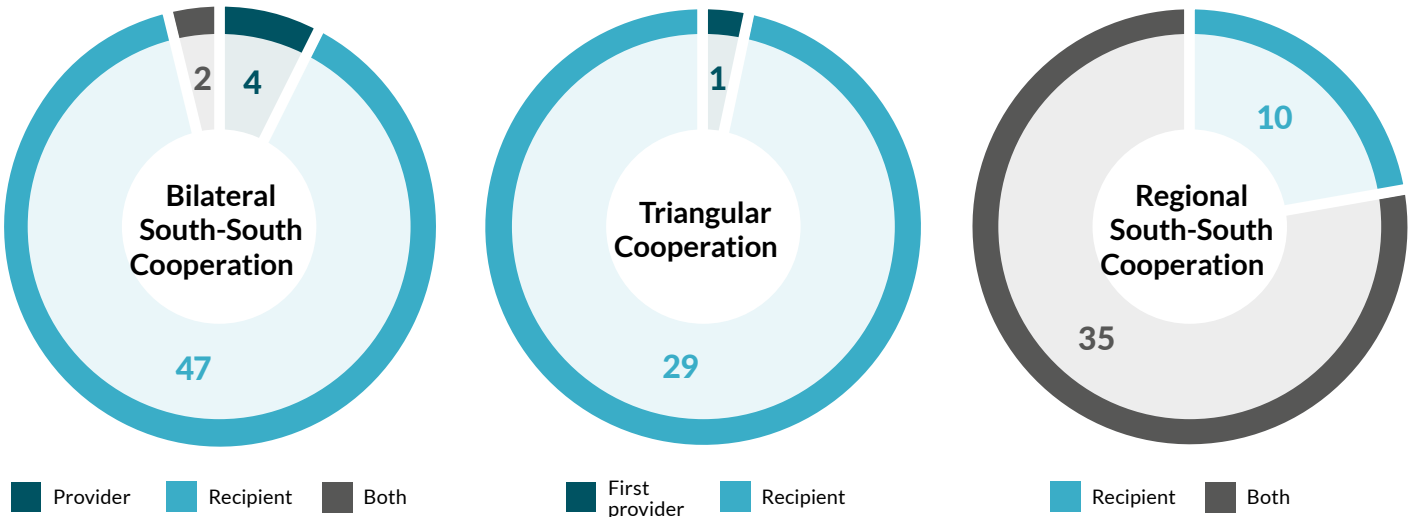
Source: SEGIB based on Agencies and General Directions for Cooperation

HONDURAS

128

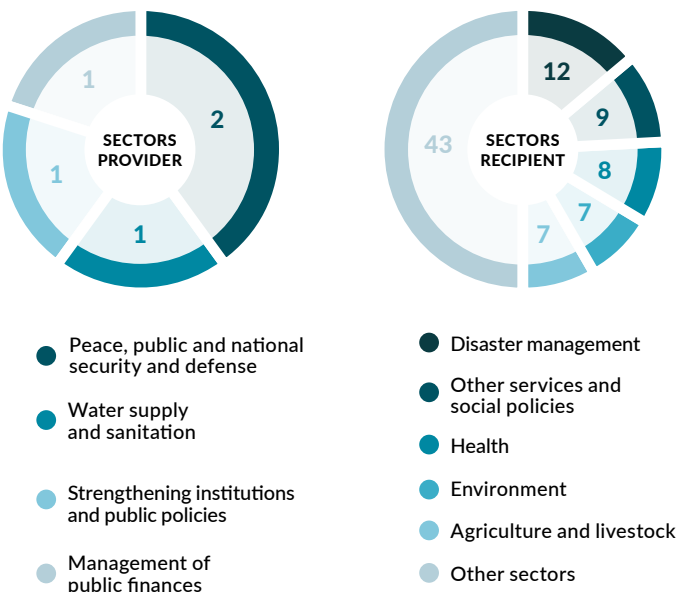
PARTICIPATION BY MODALITIES AND ROLES

In units



STRENGTHENED CAPACITIES

In units



CONTRIBUTION TO SDGS

Initiatives that mainly contribute to SDG 16, 3 and 9



MAIN PARTNERS



In 2017 Honduras participated in 128 SSC actions, projects and programs. As in 2016, the majority of the initiatives corresponded to Bilateral SSC (41.4%), followed by Regional (35.2%) and Triangular ones (23.4%) in the third place.

Its main partners were Guatemala, Costa Rica and Mexico. The set of its SSC initiatives was mainly aligned with SDG 16 (Peace, justice and strong institutions), SDG 3 (Good health and well-being) and SDG 9 (Industry, innovation and infrastructure).

Its participation as cooperation recipient was intense and was developed in sectors such as *Disaster management* and *Other services and social policies* and *Health*, among others. As provider, there is evidence of a variety of topics destined to strengthen capacities, for example, in the *Peace, public and national security and defense* sector.

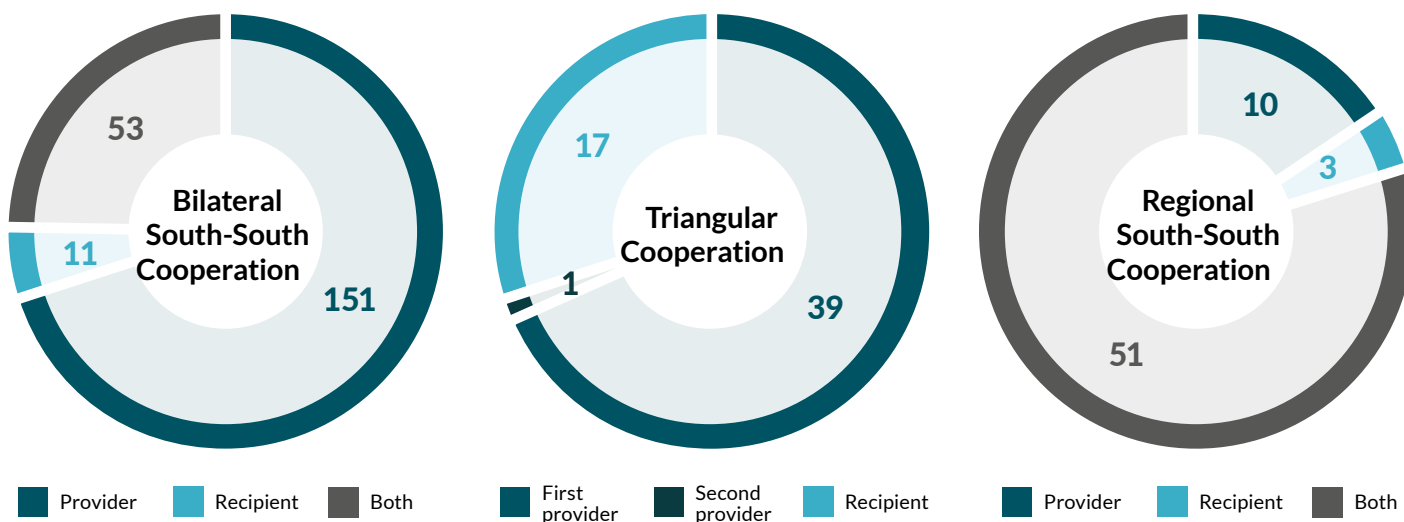
Source: SEGIB based on Agencies and General Directions for Cooperation

MEXICO

336

PARTICIPATION BY MODALITIES AND ROLES

In units



STRENGTHENED CAPACITIES

In units



- Agriculture and livestock
- Environment
- Education
- Culture
- Strengthening institutions and public policies
- Other sectors
- Disaster management
- Health
- Industry
- Other sectors

CONTRIBUTION TO SDGS

Initiatives that mainly contribute to SDG 16, 9 and 11



MAIN PARTNERS



As occurred in 2016, Mexico was the country which in 2017 participated in a higher number of SSC actions, projects and programs (totally 336). The country prioritized initiatives under the Bilateral modality (64%), followed by Regional (19%) and Triangular ones (17%) in the third position.

Its exercise as cooperation provider was intense and included sectors such as *Agriculture and livestock*, *Environment* and *Education*. It also strengthened its knowledge and capacities through the

experience and knowledge of other partners in *Disaster management*, *Health* and *Industry*, among others. The dynamic and active cooperation with Costa Rica, Chile and El Salvador stands out.

SSC promoted by Mexico contributed to the region's progress mainly in the achievement of SDG 16 (Peace, justice and strong institutions), SDG 9 (Industry, innovation and infrastructure) and SDG 11 (Sustainable cities and communities).

Source: SEGIB based on Agencies and General Directions for Cooperation

NICARAGUA

87

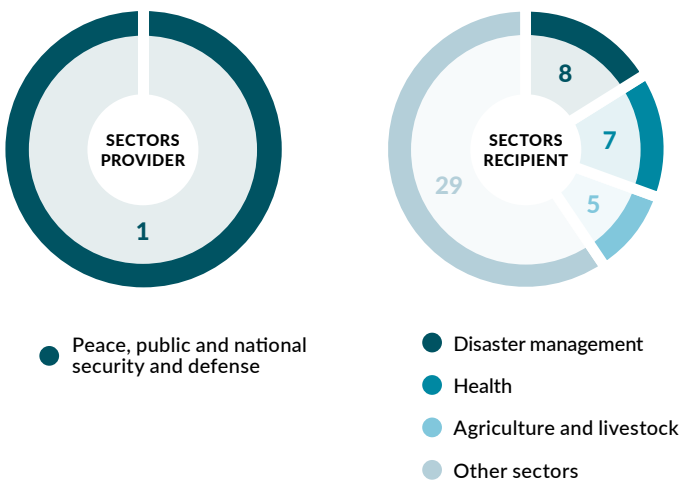
PARTICIPATION BY MODALITIES AND ROLES

In units



STRENGTHENED CAPACITIES

In units



CONTRIBUTION TO SDGS

Initiatives that mainly contribute to SDG 3, 11 and 9



MAIN PARTNERS



Around 53% of SSC actions, projects and programs in which Nicaragua participated throughout 2017 (87), were executed under the Regional Cooperation modality. Triangular Cooperation initiatives were in second place (27.6%) and, those developed under a Bilateral framework (19.5%), followed.

Although in most cases it acted as recipient, its increasing participation as provider stands out in sectors such as *Disaster management*, *Agriculture and livestock* and *Health*. Through the different exchanges

developed in 2017, Nicaragua strengthened other countries of the region capacities and knowledge in *Peace, public and national security and defense*. Its main partners were Costa Rica, Guatemala and Honduras.

Thanks to the effort developed in the framework of this cooperation, this country's SSC could contribute mainly to advance in the achievement of SDG 3 (Good health and well-being), SDG 11 (Sustainable cities and communities) and SDG 9 (Industry, innovation and infrastructure).

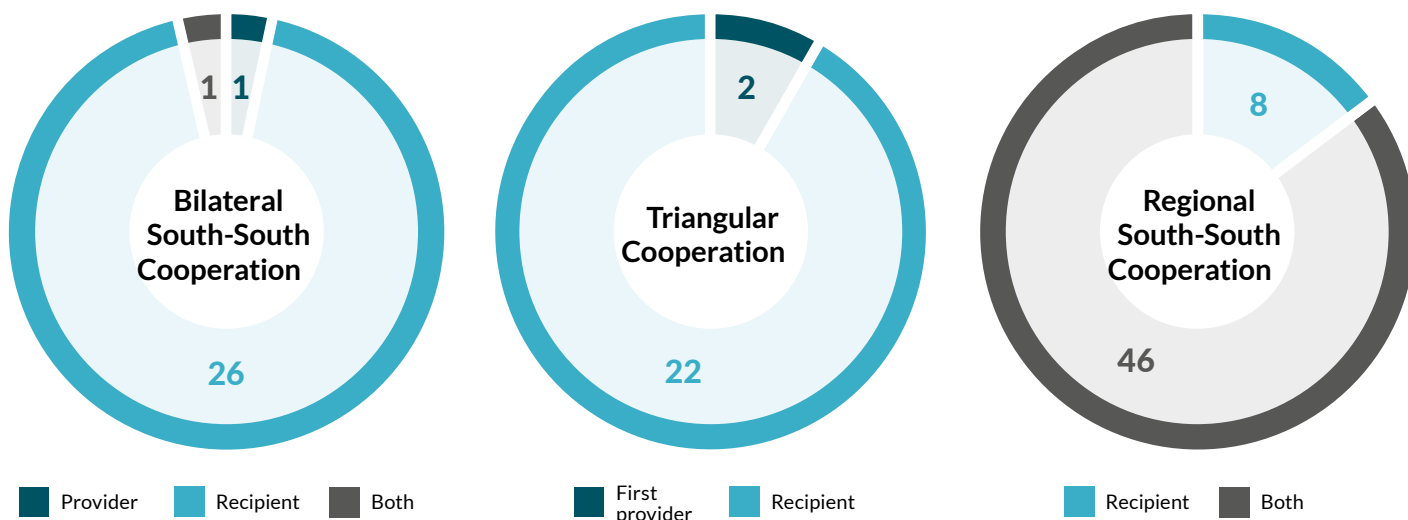
Source: SEGIB based on Agencies and General Directions for Cooperation

PANAMA

106

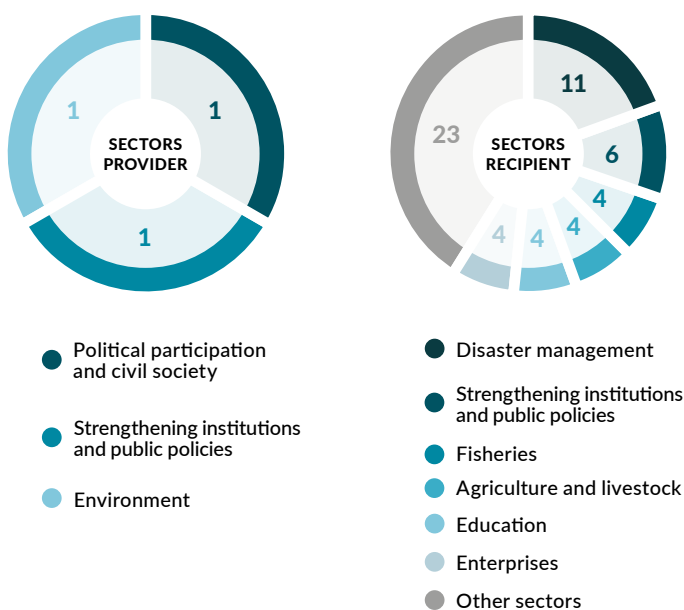
PARTICIPATION BY MODALITIES AND ROLES

In units



STRENGTHENED CAPACITIES

In units



CONTRIBUTION TO SDGS

Initiatives that mainly contribute to SDG 9, 3, 11 and 16



MAIN PARTNERS



As the previous year, during 2017 the majority of cooperation actions, projects and programs in which Panama participated were developed under the Regional modality (50.9% in a total of 106). Bilateral initiatives were in the second place (26.4%) and Triangular cooperation initiatives were in the third place (22.6%).

This country acted more intensely as cooperation recipient in sectors such as *Disaster management*; *Strengthening institutions and public policies*; *Fisheries*; *Agriculture and livestock* and *Education*, among others. On the

other hand, as provider, it proportionally strengthened knowledge in three sectors: *Political participation and civil society*, *Environment* and *Strengthening institutions and public policies*. Mexico, Costa Rica and Guatemala should be highlighted among its three main partners.

As a result of these exchanges, Panama's SSC tended to align mainly with SDG 9 (Industry, innovation and infrastructure), SDG 3 (Good health and well-being), SDG 11 (Sustainable cities and communities) and SDG 16 (Peace, justice and strong institutions).

Source: SEGIB based on Agencies and General Directions for Cooperation

PARAGUAY

121

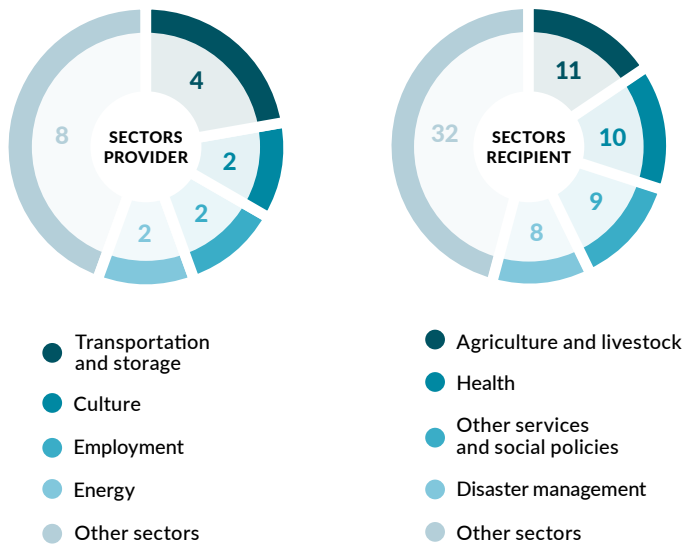
PARTICIPATION BY MODALITIES AND ROLES

In units



STRENGTHENED CAPACITIES

In units



CONTRIBUTION TO SDGS

Initiatives that mainly contribute to SDG 11, 3 and 16



MAIN PARTNERS



In 2017 Paraguay had 121 SSC actions, projects and programs under execution, of which 44.6% corresponded to Bilateral initiatives, 35.5% to the Regional modality and 19.8% to Triangular Cooperation initiatives.

Although its participation as recipient was intense, its increasing participation as cooperation provider stands out. In fact, this country transferred knowledge and capacities to its partners in sectors

such as *Transportation and storage, Employment, Culture and Energy*. In turn, its capacities were strengthened in *Health, Agriculture and livestock, Other services and social policies and Disaster management*.

Argentina, Chile and Brazil stood out among the main partners in these set of exchanges which, in addition, led Paraguay to be mainly aligned with SDG 11 (Sustainable cities and communities), SDG 3 (Good health and well-being) and SDG 16 (Peace, justice and strong institutions).

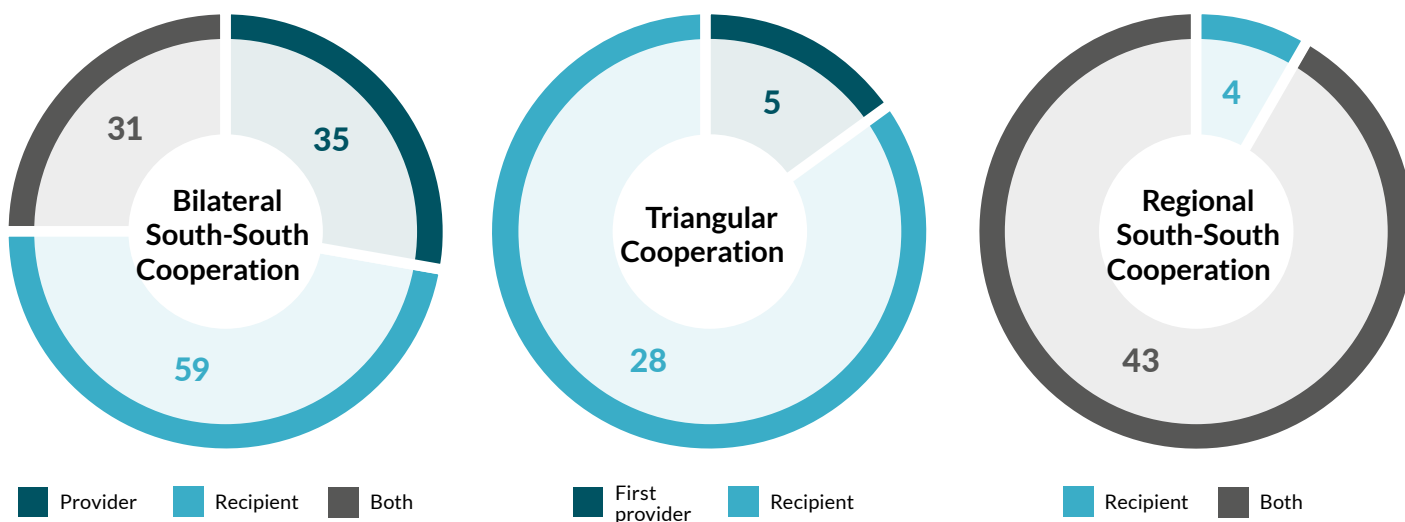
Source: SEGIB based on Agencies and General Directions for Cooperation

PERU

205

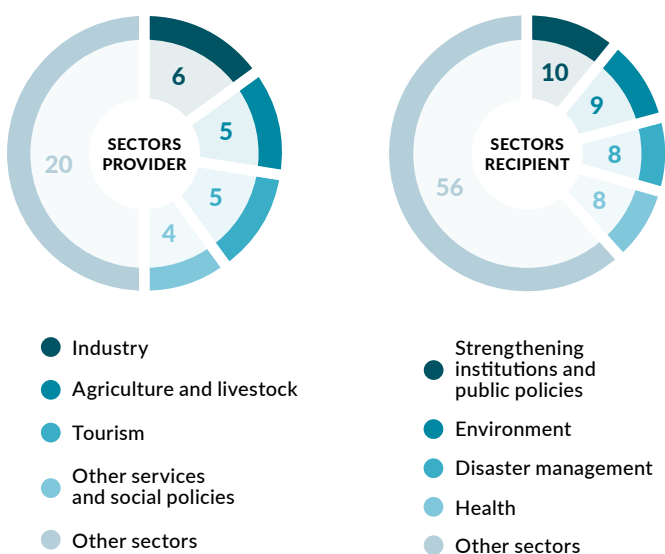
PARTICIPATION BY MODALITIES AND ROLES

In units



STRENGTHENED CAPACITIES

In units



CONTRIBUTION TO SDGS

Initiatives that mainly contribute to SDG 8, 11 and 16



MAIN PARTNERS



In 2017 Peru had a total of 205 SSC actions, projects and programs under execution. The largest part corresponded to the Bilateral modality (61%), followed by Regional Cooperation initiatives (22.9%) and Triangular initiatives, in the last place (16.1%).

Additionally, and although Peru combined the exercise of both roles, it acted more intensely as recipient. As a result of other partners' knowledge and experience transfer, this Andean country strengthened its capacities in the *Strengthening institutions and public*

policies, Environment, Disaster management and Health sectors, among others. In turn, it provided its experience and good practices in sectors such as *Industry, Agriculture and livestock and Tourism*. Among its main partners in 2017, Colombia, Chile and Brazil stood out.

The set of its SSC initiatives was mainly aligned with SDG 8 (Decent work and economic growth), SDG 11 (Sustainable cities and communities) and SDG 16 (Peace, justice and strong institutions).

DOMINICAN REP.

103

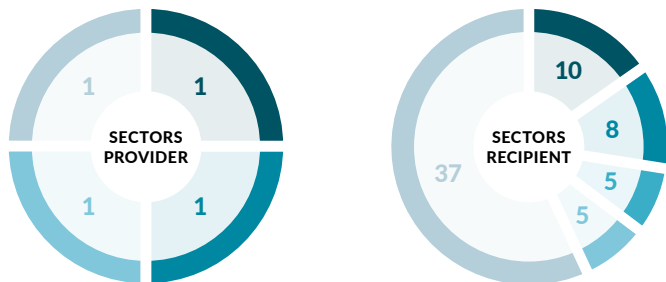
PARTICIPATION BY MODALITIES AND ROLES

In units



STRENGTHENED CAPACITIES

In units



- Management of public finances
- Peace, public and national security and defense
- Strengthening institutions and public policies
- Tourism
- Disaster management
- Strengthening institutions and public policies
- Peace, public and national security and defense
- Health
- Other sectors

CONTRIBUTION TO SDGS

Initiatives that mainly contribute to SDG 16, 9 and 8



MAIN PARTNERS



During 2017, the Dominican Republic had 103 cooperation actions, projects or programs under execution. Of this total, slightly more than 40% corresponded to Regional Cooperation initiatives, while 34% corresponded to the Bilateral modality and a remaining almost 26%, to Triangular initiatives.

As occurred last year, the Dominican Republic predominantly acted as recipient in Bilateral and Triangular initiatives in the *Disaster management* and *Health* sectors. It contributed with

its accumulated knowledge and experience to sectors such as *Management of public finances*, *Peace, public and national security and defense*, *Strengthening institutions and public policies* and *Tourism*. Associations with Costa Rica, Colombia and Mexico stand out.

The set of exchanged initiatives with other partners contributed to align the Dominican Republic's cooperation with SDG 16 (Peace, justice and strong institutions), SDG 9 (Industry, innovation and infrastructure) and SDG 8 (Decent work and economic growth).

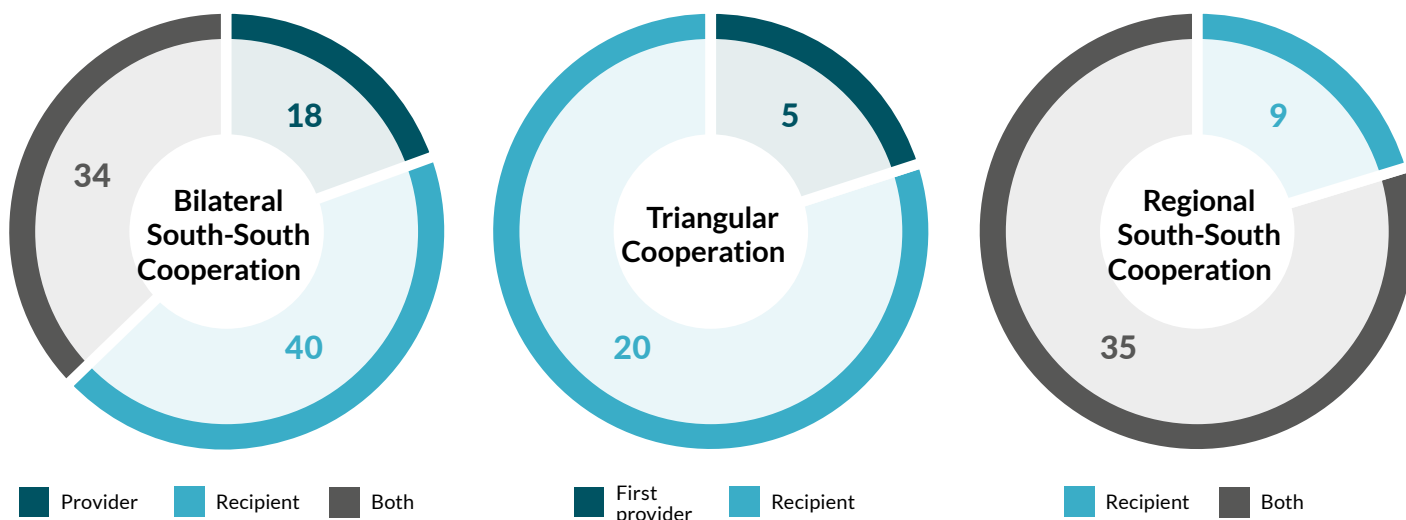
Source: SEGIB based on Agencies and General Directions for Cooperation

URUGUAY

161

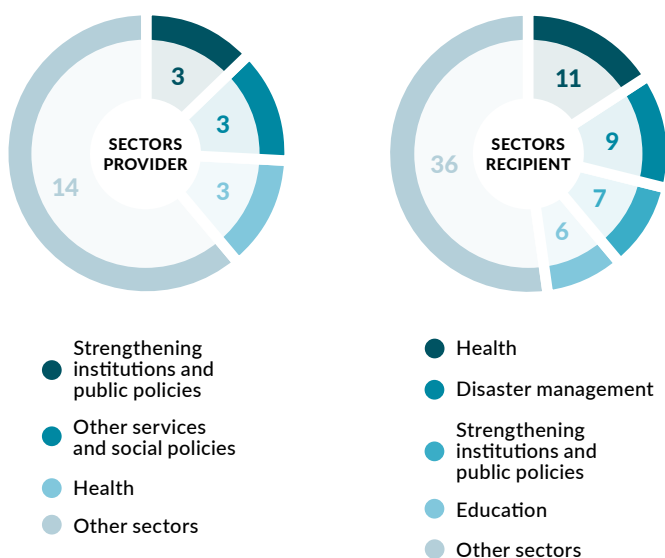
PARTICIPATION BY MODALITIES AND ROLES

In units



STRENGTHENED CAPACITIES

In units



CONTRIBUTION TO SDGS

Initiatives that mainly contribute to SDG 3, 11, 16 and 4



MAIN PARTNERS



During 2017, 161 cooperation actions, projects or programs were registered in which Uruguay participated. 57% corresponded to Bilateral initiatives, 27% to Regional ones and 16% to Triangular Cooperation.

Although this country combined the exercise of both roles, its increasing participation as cooperation provider stands out. It could strengthen its partners' capacities and knowledge through those initiatives in which it could act in this role, in sectors such as *Strengthening institutions and public policies*, *Other services and social policies* and *Health*. In turn, it received cooperation in similar sectors, including *Disaster management*.

In addition, in the framework of Uruguay's varied exchanges, associations with Argentina, Mexico and Brazil prevailed. During 2017, as a result of this cooperation, Uruguay's SSC contributed to advance in the achievement of SDG 3 (Good health and well-being), SDG 11 (Sustainable cities and communities), SDG 16 (Peace, justice and strong institutions) and SDG 4 (Quality education).

VENEZUELA

51

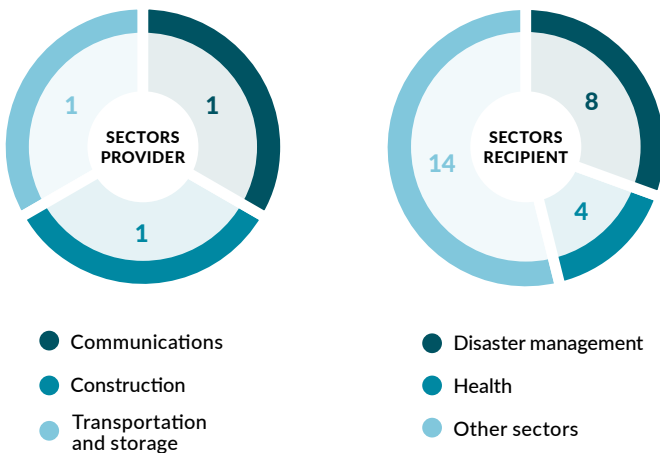
PARTICIPATION BY MODALITIES AND ROLES

In units



STRENGTHENED CAPACITIES

In units



CONTRIBUTION TO SDGS

Initiatives that mainly contribute to SDG 3, 9 and 11



MAIN PARTNERS



During 2017, Venezuela had 51 SSC actions, projects and programs under execution, among which those of a Regional nature (45%) stood out, followed by Bilateral initiatives (33%) and Triangular ones, in the last place (22%).

This country predominantly acted as cooperation recipient in sectors such as *Disaster management* and *Health*. In turn, *Construction*, *Communications* and *Transportation and storage*, were sectors in which it transferred knowledge and strengthened its partners' capacities.

Brazil, Colombia and Cuba were remarkable partners in the cooperation in which Venezuela participated. Through SSC, this country could mainly contribute to the achievement of SDG 3 (Good health and well-being), SDG 9 (Industry, innovation and infrastructure) and SDG 11 (Sustainable cities and communities).

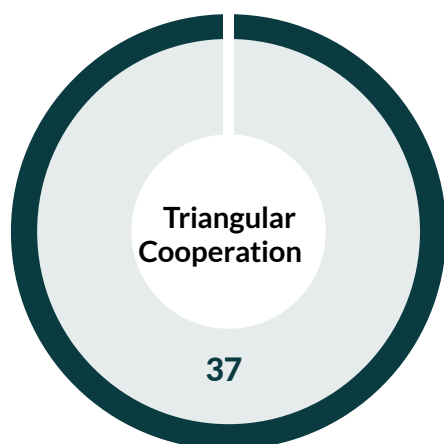
Source: SEGIB based on Agencies and General Directions for Cooperation

SPAIN

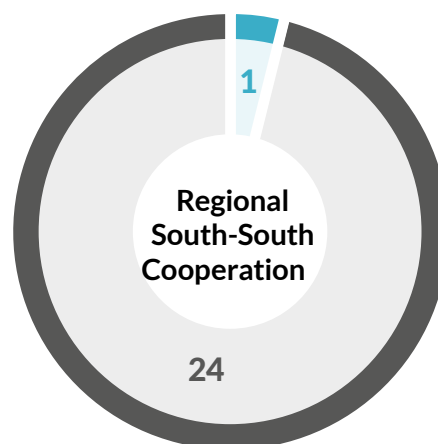
62

PARTICIPATION BY MODALITIES AND ROLES

In units



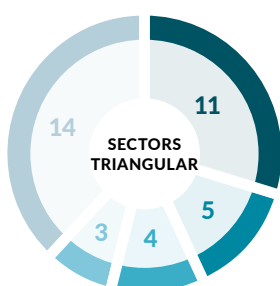
■ Second provider



■ Recipient ■ Both

STRENGTHENED CAPACITIES

In units



- Environment
- Other services and social policies
- Legal and judicial development and Human Rights
- Strengthening institutions and public policies
- Other sectors

- Culture
- Education
- Strengthening institutions and public policies
- Other sectors

During 2017, Spain had 62 SSC initiatives under execution, in Triangular (60%) and Regional (40%) modalities.

It acted as second provider in all Triangular Cooperation initiatives and it strengthened its Ibero-American partners' knowledge and capacities in different sectors such as *Environment, Other services and social policies, Legal and judicial development and Human Rights and Strengthening institutions and public policies*, among others. As the year before, there is only one initiative registered in which Spain would have participated as recipient, associated with the Regional modality.

CONTRIBUTION TO SDGS

Initiatives that mainly contribute to SDG 16 and 11



MAIN PARTNERS



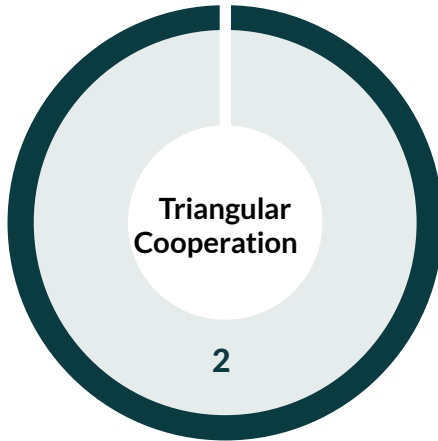
Costa Rica, Argentina and Mexico stand out among its main partners. In addition, Spain's cooperation contributed to the achievement of SDG 16 (Peace, justice and strong institutions) and SDG 11 (Sustainable cities and communities).

Source: SEGIB based on Agencies and General Directions for Cooperation

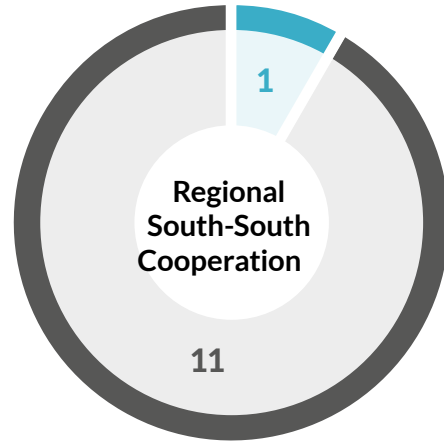
PORTUGAL

PARTICIPATION BY MODALITIES AND ROLES

In units



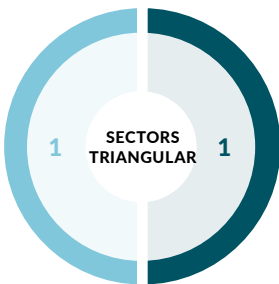
Second provider



Recipient Both

STRENGTHENED CAPACITIES

In units



- Fisheries
- Agriculture and livestock



- Culture
- Strengthening institutions and public policies
- Other sectors

CONTRIBUTION TO SDGS*

Initiatives that mainly contribute to SDG 15, 9 and 17



MAIN PARTNERS



During 2017, Portugal participated in a total of 14 SSC projects and programs. Almost 86% of these cooperation initiatives corresponded to the Regional modality; basically Ibero-American programs in which Brazil, Uruguay and Paraguay stood out as main partners. These programs contributed to capacity strengthening in *Culture* and *Strengthening institutions and public policies*, among other sectors.

The remaining percentage was developed under the Triangular modality (14%). In this sense, Portugal participated as second provider in two Triangular cooperation projects, together with other

regions: on the one hand, in the *Fisheries* sector, with the participation of Angola, Mozambique and Chile; and on the other hand, in the *Agriculture and livestock* sector together with Mozambique and Brazil.

SSC in which this Ibero-American country participated was mainly aligned with SDG 15 (Life on land), SDG 9 (Industry, innovation and infrastructure) and SDG 17 (Partnerships for the goals).

* The data detailed on this page does not reflect the total contribution of Portuguese Cooperation to its partners for the achievement of the Sustainable Development Goals. *Camões* - Institute for Cooperation and Language.

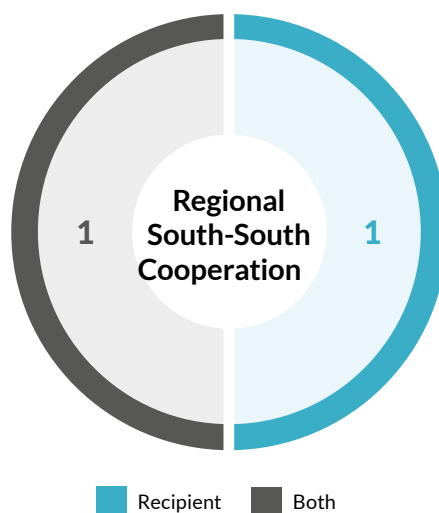
Source: SEGIB based on Agencies and General Directions for Cooperation

ANDORRA

2

PARTICIPATION BY MODALITIES AND ROLES

In units



STRENGTHENED CAPACITIES

In units



CONTRIBUTION TO SDGS

Initiatives that mainly contribute to SDG 4 and 9



As in 2016, Andorra participated in 2017 SSC through 2 cooperation projects, both within the Ibero-American space:

- Paulo Freire's on Academic Mobility for Students of University teacher training programs
- Ascribed Project on Quality (IBERQUALITAS)

Thanks to this cooperation, contributions were made to SDG 4 (Quality education) and SDG 9 (Industry, innovation and infrastructure).

Methodological Note

This section presents the methodological considerations that were taken into account when analyzing Ibero-American countries SSC under execution in 2017 in each of the modalities recognized in this space, as well as for the development of the final factsheets which summarize and combine each country's most important information.

COOPERATION MODALITIES

Bilateral South-South Cooperation:

Cooperation modality in which two developing countries exchange resources or experiences. This exchange is exempt from conditionality and dialogue is developed in equal conditions. Costs are shared, although not necessarily equally. Countries share the so-called roles of provider (the one that contributes with the main financial, technical and human resources) and recipient. Occasionally, all participating countries simultaneously act as providers and recipients, situation which is referred as "Both".

Triangular Cooperation: South-South Cooperation modality in which a group of stakeholders participate, all of which may provide various types of contributions (technical, financial or other), sharing the exercise of three roles: the so-called first provider and recipient (one or two developing countries, in each case), and the second provider (developing country, developed country, regional or multilateral organization, or any association among these). The distinguishing feature is determined by the role of the first provider, which acts as the main party responsible for capacity strengthening.

Regional South-South Cooperation:

South-South Cooperation modality aimed at the development and/or integration of a region, considering that the countries that comprise it (a minimum of three developing countries) share and agree on that objective. The regional nature of this cooperation is outlined in a formal institutional mechanism. Its execution is developed through programs and projects.

TYPE OF INITIATIVES

Program: Group of projects aimed at a same objective. Occasionally, it implies, additionally and simultaneously, several recipients. It is only applicable to Regional SSC.

Project: Group of interrelated actions aimed at satisfying, through its execution, a common objective, towards a specific recipient, in the framework of one or more sectors and/or topics. It is comprised of the following elements: defined execution period, budget, expected results and, likewise, it must have a follow-up and evaluation mechanism. It will have been approved within a cooperation framework (mixed commission, interinstitutional agreement, general cooperation agreements, or similar). It is applicable to all cooperation modalities.

Specific action: It is executed only once, through specific alternatives (technical assistance, internship, joint research, diagnoses mission, seminar, etc.). It is only applicable to Bilateral SSC and Triangular Cooperation modalities.

SECTORAL CLASSIFICATION

During these last years, a sectoral classification for the analysis of South-South Cooperation has been agreed, within the Ibero-American space. As a result of this effort, 30 activity sectors were defined, grouped in 7 areas of action. Table 1 describes each sector and arranges them according to their association with each of the areas. In addition, when distributing SSC initiatives in terms of this sectoral classification, the figure that is mainly used is a sunburst chart (as Figure 1 shows), which depicts data and information of different hierarchies using concentric rings. Consequently, the 30 recognized activity sectors are placed in the outer ring and the areas of action, in which they are grouped, appear in the corresponding inner ring.

In order to summarize:

- a) Sectors such as *Education, Health, Population and reproductive health, Water supply and sanitation and Other services and social policies*, refer to the strengthening and improvement of Social areas, and they are grouped in this category.
- b) In addition, *Extractive, Agriculture and livestock, Forestry, Fisheries, Construction, Industry, Tourism, and Trade*, are dedicated to the strengthening of Productive sectors. Besides, sectors such as *Energy, Transportation and storage, Communications, Science and technology, Banking and finance, Employment and Enterprises*, complement the support to national economies from more operative perspectives. These are all grouped in Infrastructure and economic services.
- c) Meanwhile, sectors such as *Strengthening institutions and public policies, Management of public finances, Legal and judicial development and Human Rights, Political participation and civil society*, are considered to be destined to Institutional strengthening, as well as *Peace, public and national security and defense*.
- d) On the other hand, two sectors are associated with environmental issues: the first includes all matters relative to the preservation and care of the *Environment*; and the second one, all interventions relative to *Disaster management*, considering in this case any of the phases they affect (prevention, preparation, mitigation, emergency assistance, rehabilitation and reconstruction).
- e) Finally, given its particular characteristics and difficult categorization, sectors related to *Culture, Gender, and Other* (dedicated to alternative development models), are treated differently and grouped in Other areas of action.

TABLE 1

ACTIVITY SECTORS RECOGNIZED IN THE IBERO-AMERICAN SPACE, BY AREA OF ACTION

| Area of action | Activity sector | Description |
|--|---|---|
| SOCIAL | Education | Strengthening Education at all levels, from basic to university, as well as professional training. It covers educational plans and policies, curricular programs, construction and renovation of schools and other related infrastructures, training and education of teachers and other professionals in the sector, among others. |
| | Health | Strengthening general and basic health through actions related to health policy, medical services, basic health care, medical research, fight against communicable and non-communicable diseases, development, quality and monitoring of medicines and vaccines, post-reproductive health, basic nutrition, sanitary infrastructure, health education, and training of health officials, among others. |
| | Population and reproductive health | Programs and policies on population, migration and migrants, reproductive health care, family planning, STD prevention, specific training, among others. |
| | Water supply and sanitation | Policy and management of water resources and waste, access to water, supply and treatment, sanitation, sewage, development of river basins and specific training, among others. |
| | Other services and social policies | Strengthening social services and policies in general, housing policy, policies dedicated to non-discrimination, social care and social inclusion of the most vulnerable groups, especially people with disabilities, indigenous people, Afro-descendants, children, young people and older adults, just to mention some. |
| ECONOMIC <i>Infrastructure and economic services</i> | Energy | Strengthening policies, infrastructure, services, research and institutions involved in energy generation and supply, from both renewable and non-renewable sources, as well those related to these resources' sustainability (gas and hydrocarbons, water, sun, wind and biofuels, among others). |
| | Transportation and storage | Strengthening policies, infrastructures, services, research and institutions involved in transport and storage policy, as well as in the improvement and sustainability of transport in general or of any means of transport (road, rail, maritime, river and air). |
| | Communications | Support to policies, infrastructure, services, research and institutions involved in communication, by any means and formats (telecommunications, radio, television, press, and information and communication technology, among others). |
| | Science and technology | Development of policies, infrastructure, services, research and institutions which promote Science and Technology that produces results that have general application (non-sectoral) in the economy. It also includes all matters related to the resulting knowledge transfer, to the strengthening of the scientific system and to enhance socialization and universal access to technology, among others. |
| | Banking and finance | Support to improve companies' financial resources management, organizations and small-scale producers, preferably when this strengthens the local economy. It includes training and education in financial services, development and implementation of microcredit programs, as well as support to banks when their activity is connected with these aims. |
| | Employment | Support to policies, infrastructure, services, research and institutions that facilitate and promote creation and access to employment, as well as more specific professional training and education actions that contribute to that purpose. |
| | Enterprises | Support to policies, infrastructure, services, research and institutions that promote companies, especially micro, small and medium-sized enterprises, as well as the strengthening of competitiveness processes. |

| | | | |
|------------------------------------|--|--|---|
| ECONOMIC | Productive sectors | Extractive | Strengthening exploration and extraction of mineral and energy resources (coal, oil, gas), as well as waste treatment, especially through mining legislation and mine planning and management instruments. |
| | | Agriculture and livestock | Policy development and support to institutions involved in agriculture and livestock. It includes all matters relative to land use, arable land, seed management, land reform, food sovereignty, plant and animal health, fostering family farming and support to agriculture cooperatives, just to mention some. |
| | | Forestry | Policy development and support to institutions involved in forestry and forest management, as well as matters related to the commercial use of wood. |
| | | Fisheries | Policy development and support to institutions involved in aquaculture and fisheries. It includes support to small-scale fisheries production, plant health, and nutritional and food security, among others. |
| | | Construction | Policy development and support to the construction and infrastructure sector. |
| | | Industry | Policy development and support to institutions involved in the promotion of industry in general and by sectors. It includes the strengthening of all the phases of the transformation process, from processing to final distribution. |
| | | Tourism | Policy development and support to institutions involved in the tourism sector. |
| | | Trade | Policy development and support to institutions which foster trade and the final distribution of products at a local, national and international level. It also includes regional and multilateral trade agreements and negotiations. |
| INSTITUTIONAL STRENGTHENING | Strengthening institutions and public policies | Strengthening the public sector, its institutions and policies. It includes all governmental levels, as well as support to decentralization processes (political, administrative and fiscal) and support to and between regional and local governments. It also includes cooperation (as a public policy) and the generation of statistics and indicators aimed at informed decision making on policies and public management. | |
| | Management of public finances | Budget and public expenditure management, revenue management (especially for taxes systems), and support to the improvement of financial management systems, fiscal policies, public audits, public debt, control and management of public companies, measuring their performance, among others. | |
| | Legal and judicial development and Human Rights | Strengthening legal frameworks, constitutions, laws and regulations, as well as justice institutions, systems and procedures and practices (traditional, indigenous, etc.) out of the formal legal system; and support to the defense and extension of human rights, especially civil and political rights. It includes the fight against impunity and the protection of minorities of any kind (ethnic, religious, linguistic, sexual, migrants, children, victims of traffic and torture,). | |
| | Political participation and civil society | Strengthening political participation, electoral processes and democracy, civil society, as well as actions to improve citizens' control over their representatives. | |
| | Peace, public and national security and defense | Peace processes and conflict resolution, disarmament, demobilization and reintegration into civilian life. Support to public security (aimed at preventing, investigating and prosecuting crimes against people - criminal codes, law enforcement agencies, police, prisons, etc.) and national security and defense (fight against corruption, money laundering and drug trafficking, military training, fire arms control,....). | |
| ENVIRONMENT | Environment | Policy development and support to institutions involved in environmental protection, sustainable management of natural resources, waste treatment, pollution reduction, fight against climate change and biodiversity conservation, among others. | |
| | Disaster management | Support to all operational interventions carried out throughout the disaster management process, including prevention, preparation, mitigation, emergency assistance, rehabilitation and reconstruction. | |

OTHER AREAS

| | |
|----------------|---|
| Culture | Policy development and support to institutions involved in all forms of culture (also traditional and oral), as well as performing arts, in any of its disciplines (architecture, dance, scene, sculpture, music, painting and literature), as well as to popular crafts, libraries, museums, and others. |
| Gender | Policy development and support to institutions which foster programs and projects that connect women and development, promote their economic empowerment and the fight against violence towards women, among others. |
| Other | Promotion of alternative development models, rural, urban, social and community economy, among others. |

Source: SEGIB based on Agencies and General Directions for Cooperation

FIGURE 1

ACTIVITY SECTORS RECOGNIZED IN THE IBERO-AMERICAN SPACE, BY AREA OF ACTION



Source: SEGIB

COUNTRY FACTSHEETS

Information systematized in these factsheets corresponds to South-South Cooperation in which each of the Ibero-American countries participated throughout 2017. In general, each factsheet presents information relative to the initiatives in which they participated, cooperation modalities, roles, main partners, activity sectors and the SGDs with which they are potentially aligned. It is important to highlight that values are not disaggregated by execution instrument (actions, projects and programs), but they refer to the total of SSC initiatives.

The way in which values were calculated is the following:

- **Total number of initiatives (in units).** It refers to the sum of the actions, projects and programs in which the country participated under the three modalities recognized in the Ibero-American space (Bilateral SSC, Triangular Cooperation and Regional SSC). It is important to mention that the analysis considers cooperation initiatives within Ibero-America and with other regions. Given its nature, Bilateral SSC modality is not applicable to the countries of the Iberian Peninsula.
- **Participation by modality and roles (in units).** The number of initiatives and the type of role under which the country participated in 2017 is shown for each SSC modality, considering cooperation initiatives between Ibero-America and other regions. Additionally, possible executed roles vary according to the cooperation modality:
 - Bilateral SSC: Provider, Recipient, Both.
 - Triangular: First provider, Second provider, Recipient.
 - Regional SSC: Provider, Recipient, Both.
- **Strengthened capacities (in units).** Analysis shows how many initiatives were associated with each of the 30 activity sectors recognized in the Ibero-American space, for each of the 19 Latin-American countries, for the total of initiatives in which the country participated as provider and as recipient, regardless of the cooperation modality.

In terms of provision, all three roles, Provider, First provider and Second provider are jointly considered.

Initiatives in which the country performed the role Both are not considered for this analysis. Those activity sectors which most stood out (3-4) are shown in the resulting pie chart, and the others are added in a general category for "other sectors".

In case of the three countries of the Iberian Peninsula, sectoral analysis is developed considering only the modality through which cooperation was executed, not the role.

- **Contribution to SDGs.** It refers to the SDGs with which the initiatives in which the country participated could be aligned, regardless of the cooperation modality through which they were executed and the role. It is worth mentioning that, initiatives with other regions out of Ibero-America are not considered in this analysis.
- **Main partners.** It refers to those partners with which the country shared in 2017 a higher number of exchanges, regardless of the SSC modality (bilateral, triangular, regional) and the executed role.

Bibliography

- Aranco, Stampini, Ibararán and Medellín (2018). *Panorama of aging and dependency in Latin-America and the Caribbean*. Inter-American Development Bank. Available in: <https://publications.iadb.org/publications/spanish/document/Panorama-de-envejecimiento-y-dependencia-en-America-Latina-y-el-Caribe.pdf>
- Cañon, Clavijo, Godoy, Leotuzé, Pestre, Ricard (2017): *Definition of the big data strategy for the Colombian State and for the development of the big data industry in Colombia*. Bogota. Available in: http://datapopalliance.org/wp-content/uploads/2018/09/Documento2_VersionFinal_DNP.pdf
- Economic Commission for Latin America and the Caribbean (ECLAC) (2019). Third Meeting of the Forum of the countries of Latin-America and the Caribbean on Sustainable Development. Santiago de Chile, April 24th- 26th.
- (ECLAC) (2013). *Indigenous women in Latin-America: demographic and social dynamics in the framework of human rights*. Latin American and Caribbean Demographic Center (CELADE)- Population Division and the Division for Gender Affairs of ECLAC and the Gender Equality Observatory for Latin-America and the Caribbean. Santiago de Chile, 160 pages.
- Ibero-American General Secretariat (SEGIB) (2018); *A decade of South-South Cooperation in Ibero-America*; SEGIB and Turner, Madrid.
- Mendes, G. (2018). *Sustainable Coffee Production in Gorongosa National Park. The effect of shading on coffee's productivity* (Masters degree thesis). Higher Institute of Agronomy - University of Lisbon. Lisbon.
- Ravera, C. (2017). Technical report "A look at aging". United Nations Population Fund – UNFPA. Available in: <https://lac.unfpa.org/sites/default/files/pub-pdf/Una%20mirada%20sobre%20el%20envejecimiento%20FINAL21junB.pdf>
- S. Huenchuan (ed.). *Aging, older persons and the 2030 Agenda for Sustainable Development: regional and human rights perspective*, ECLAC Books, N° 154 (LC/PUB.2018/24-P), Santiago,
- United Nations (2019). *Growing at a slower pace, world population is expected to reach 9.7 billion in 2050 and could peak at nearly 11 billion around 2100*: United Nations Report. Available in: https://population.un.org/wpp/Publications/Files/WPP2019_PressRelease_ES.pdf
- United Nations Statistical Commission (2017). *Cape Town Global Action Plan for Sustainable Development Data*. Available in: https://unstats.un.org/sdgs/hlg/Cape_Town_Global_Action_Plan_for_Sustainable_Development_Data.pdf
- UNCTAD (2019): *The least developed countries report 2019*. Available in: https://unctad.org/en/PublicationsLibrary/ldcr2019_en.pdf
- UNDP and IFRC (2017). *A socio-economic impact assessment of the zika virus in Latin-America and the Caribbean with a focus on Brazil, Colombia and Suriname*. Available in: <https://www.ifrc.org/Global/Photos/Secretariat/201702/UNDP-Zika-04-05-2017-Spanish-WEB.pdf>
- UNDP and NEPAD (2019). *First African South-South Cooperation Report*. Available in: <https://www.africa.undp.org/content/rba/en/home/library/reports/first-african-south-south-cooperation-report.html>

Spanish Agency for International Cooperation for Development (AECID) and Chilean Agency for International Cooperation for Development (AGCID) (2019). *Chile-Spain Triangular Cooperation Mixed Fund. Synthesis of the first 10 years of joint work*. 56 pages. Available in: <http://www.agci.cl/index.php/fondo-chile-espana>

Villalobos and Castrillo (2019): *Strengthening Restorative Justice*, Regional Project Strengthening Restorative Justice, San José - Costa Rica. Available in: https://www.adelante-i.eu/sites/default/files/jr_memoria.pdf

World Bank (2015). *Indigenous Latin-America in the 21st Century. First decade*. Washington, DC, 120 pages.

DECLARATIONS, RESOLUTIONS AND OFFICIAL DOCUMENTS

COUNCIL OF EUROPE (2001). *Convention on Cybercrime*. Budapest. 23.XI.2001.

Resolution 73/291 of the General Assembly “Buenos Aires outcome document of the second High-level United Nations Conference on South-South Cooperation”. A/RES/73/291 (April 15th, 2019), available in: <https://www.unsouthsouth.org/wp-content/uploads/2019/10/N1911172.pdf>

Reference Websites

Adelante UE-ALC Triangular Cooperation Facility - <https://www.adelante-i.eu/>

Association for Digital Civil Rights - <https://adcdigital.org.ar/>

Brazilian Cooperation Agency (ABC) - <http://www.abc.gov.br/>

Central-American Integration System (SICA) - <http://www.sica.int/>

Conference of Ministers of Justice of Ibero-American Countries - <https://comjib.org/>

Cuba Debate news portal - <http://www.cubadebate.cu/>

Economic Commission for Latin America and the Caribbean (ECLAC) - www.cepal.org/es

Federal University of Espirito Santo - <http://ufes.br/>

Food and Agriculture Organization of the United Nations (FAO) - www.fao.org

Fund for the Development of Indigenous Peoples of Latin-America and the Caribbean (FILAC) - <http://www.filac.org/wp/>

German Agency for International Cooperation (GIZ, by its German acronym) - <https://www.giz.de/en/html/index.html>

Gorongosa National Park - <https://www.gorongosa.org/>

Government of the United Mexican States - <https://www.gob.mx/>

Ibero-American General Secretariat (SEGIB) - www.segib.org

Ibero-American Program for the Strengthening of South-South Cooperation (PIFCSS) - www.cooperacionsursur.org

Inter-American Development Bank (IDB) - <https://www.iadb.org/en>

ITAIPI Binational - <https://www.itaipu.gov.py/es>

Mexican Agency for International Development Cooperation - www.amexcid.gob.mx/

Millennium Ecosystems Assessment - <https://www.millenniumassessment.org/es/About.html>

Ministry of Culture of Colombia - <https://www.mincultura.gov.co/ministerio/Paginas/default.aspx>

Ministry of Foreign Affairs of Colombia - www.cancilleria.gov.co

National Civilian Police of El Salvador - <http://www.pnc.gob.sv>

National Institute of Social Services for Retirees and Pensioners - <https://www.pami.org.ar/>

National Learning Service of Colombia (SENA) - <http://www.sena.edu.co/es-co/Paginas/default.aspx>

Pan-American Health Organization (PAHO) - <https://www.paho.org/es>

Presidential Agency for International Cooperation of Colombia (APC Colombia)-
<https://www.apccolombia.gov.co/>

Program for Social Cohesion in Latin-America (EUROSOCIAL) - <https://eurosocial.eu/>

Report on South-South Cooperation in Ibero-America - www.informesursur.org

Retina Latina - <https://www.retinalatina.org/>

SIMORE Plus - <http://www.mre.gov.py/simoreplus>

Spanish Agency for International Cooperation for Development (AECID) - <https://www.aecid.es/ES>

Technical Secretariat for Economic and Social Development Planning - <http://www.stp.gov.py/v1/>

United Nations Organization (UN). Sustainable Development Goals (SDG) -
<https://www.un.org/sustainabledevelopment/es/objetivos-de-desarrollo-sostenible/>

UN Women Americas and the Caribbean - <https://lac.unwomen.org/es>

University of Lisbon - <https://www.ulisboa.pt/>

Uruguayan Agency for International Cooperation (AUCI) -
www.gub.uy/agencia-uruguay-cooperacion-internacional/

World Health Organization (WHO) - <http://www.who.int/es>

After twelve years of uninterrupted editions, the *Report on South-South Cooperation in Ibero-America 2019* not only consolidates as an essential instrument for our region's South-South and Triangular Cooperation's visibility and management, but also as an international benchmark to know and understand Ibero-America's role in the evolution of South-South Cooperation.

This twelfth edition also coincides with the celebration of the Second High-level United Nations Conference on South-South Cooperation (BAPA+40), a historic event that has enabled the international community to reaffirm its commitment to SS and Triangular Cooperation in order to progress towards the achievement of the 2030 Agenda for Sustainable Development. In this sense, each of the chapters of this 2019 edition, as well as the factsheets that summarize data on each of the 22 Ibero-American countries, is influenced by this commitment to the 2030 Agenda in order to "leave no one behind".

Andorra · Argentina · Bolivia · Brazil · Chile · Colombia · Costa Rica · Cuba · Dominican Republic · Ecuador · El Salvador · Guatemala · Honduras · Mexico · Nicaragua · Panama · Paraguay · Peru · Portugal · Spain · Uruguay · Venezuela

www.informesursur.org



www.cooperacionsursur.org



www.aacid.es



www.segib.org